



STAGE # 1

Sponsored by Pecos Pav and Jersey Sue



Roy Rogers and Dale Evans

TV Show ran from 1951 to 1957 Also 9 years prior on Radio

"Go For Your Guns"

Season 1 Episode 15

Dale is worried about her nephew, Bob, who idolizes a notorious gunfighter, Draw Reardon. Especially when it turns out that the gunfighter is actually fronting for a vicious gang of holdup men known as the "Thorton Gang". While Bob brings the payroll to the mine in the buck board the gang tries to hold him up. Dale is in the buckboard shooting her six gun as the gang chases them down. Roy rides up on Trigger the smartest horse in the movies to save the day.

Staging: Rifle loaded with 10 rounds on the buckboard (HDOEC)

Shotgun open and empty on the buckboard

Pistols loaded 5 rounds each holstered (HDOEC)

Standing at the buck board with the clapper board in both hands say **"Go For Your Guns, Take 1"**. The shooter will use Rifle and Pistol putting **2 shots on RP1, 4 shots on RP2, 6 shots on RP3 and 8 shots on RP4 for a total of 20 rounds.**

ATB: Drop the clapper board and pick up your rifle and start the shooting sequence, shooting targets in any order make rifle safe on the buckboard. Pick up your shot gun and shoot the 2 left shot gun knockdown targets then moving to gun horse shoot the 2 right shot gun knockdown targets and make shot gun safe on the gun horse. The targets may be shot from any where between the buck board and the gun horse. With your pistols finish your shooting sequence. Pistols must be re-holstered and may not be placed on the gun horse unless there is a malfunction. ***Can be Shot gunfighter.***

Total Rounds per target

2

4

6

8



S



S

R/P1


R/P2

R/P3

R/P4



S



Round count

10 rifle

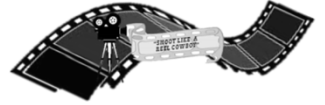
10 pistol

4+ shotgun



STAGE # 2

Sponsored by
Ben and Marie Cooley aka Dave and Joan Healey



CALAMITY JANE AND SAM BASS" (1949) Movie

Starring: Yvonne De Carlo as Calamity Jane, Howard Duff as Sam Bass,
Dorothy Hart as Katherine Egan, Lloyd Bridges as Joel Collins

Drifter Sam Bass shows up in Denton, Texas looking for work. Before long, he attracts the attention of a pretty storekeeper Katherine Egan (the sheriff's sister) and that wild frontier woman, Calamity Jane. Circumstances make Sam richer by a very fast race horse The Denton Mare, but his seemingly good luck with horses and women leads him to disaster. Sam and his gang hold up the stage to get their money back and get caught. Calamity Jane breaks them out of jail and they head to Round Rock to hold up the bank. They are met by the towns Sheriff and posse and Sam and his gang are killed. During the final scene the director doesn't like how Howard Duff portrays a dying Sam Bass and jumps out of his directors chair and Yells **"Cut Cut Cut!"**

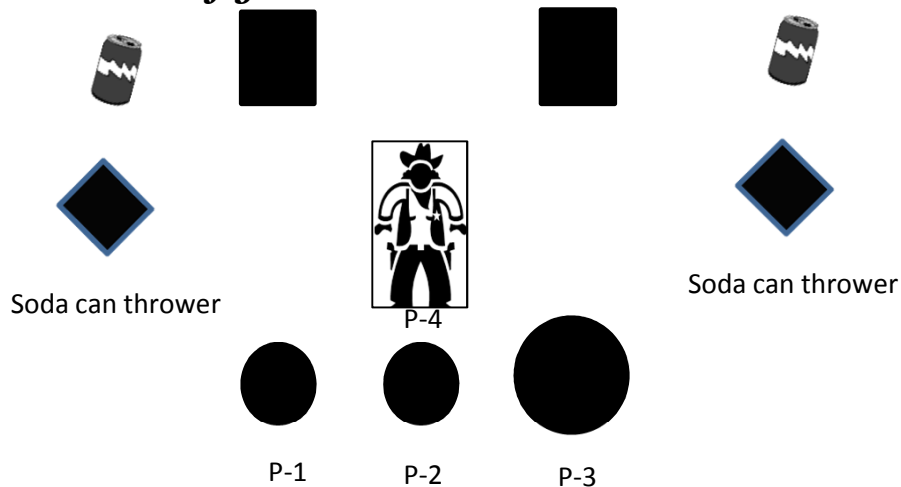
Staging: Rifle loaded 10 rounds staged on right or left window of the bank. (HDOEC)

Pistols loaded 5 rounds each holstered (HDOEC)

Shotgun open and empty staged in the same window as your rifle.

Standing with both feet on the footprints with back to the chair and both hands touching the arms of the directors chair shooter says **"Cut Cut Cut!"**

ATB: The shooter will move to the door and shoot the pistol targets in this order 1 shot P1, 2 shots P2, 3 shots P3, than sweep P1,P2,P3, then 1 shot on the cowboy P4. Holster pistols and move to your rifle and do an alternating double tap from either direction. Make your rifle safe and pick up your shotgun and shoot the shot gun can thrower in front of you. Move to the other window and shoot the other shotgun can thrower. If the can is not hit shooter will shoot the cowboy for the missed can/cans. ***Can be Shot Gunfighter.***



Round Count

10 rifle
10 Pistol
4+ Shot gun



STAGE # 3

Sponsored by Lupare Chenz aka Vince Priciota



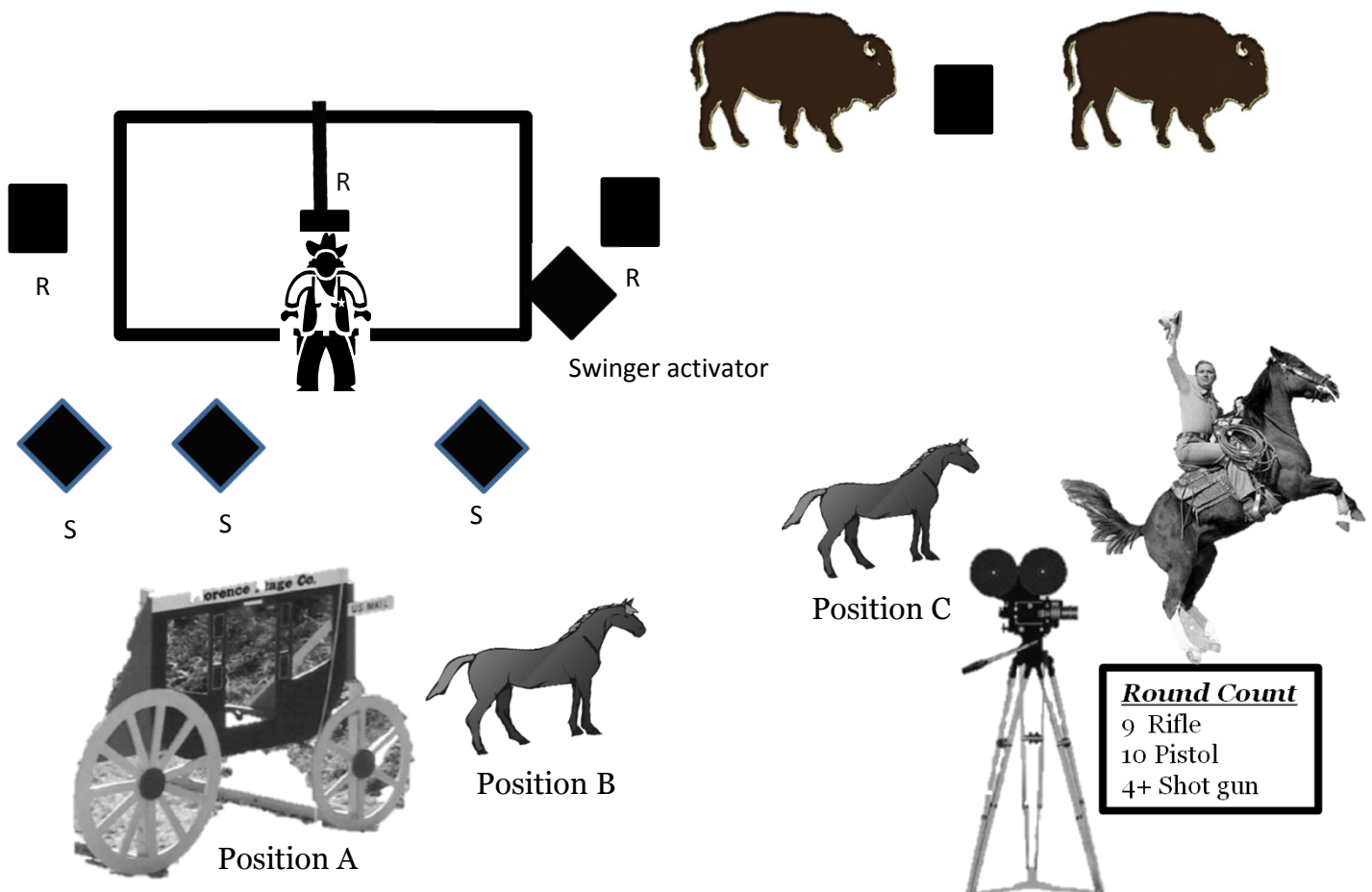
**The Gene Autry TV Show
Season 5, Episode 13
Dynamite (24 Dec. 1955) Staring Gene Autry and Pat
Buttram**

Gene and Pat stop a empty stagecoach racing along the road. They backtrack and find the wounded driver and a passenger who claims to be a detective tracking a suspect in a mining disaster. Getting ready to shoot the next scene the director says **"Ok Roll'em Gene"**

**Staging: Rifle loaded with 9 rounds on left gun horse at the stage coach. (HDOEC)
Shotgun open and empty, staged in the door of the stage coach.
Pistols loaded 5 rounds holstered. (HDOEC)**

Standing at the camera looking through the viewfinder with hands on the camera legs. When ready say **"Ok Roll'em Gene"**

ATB: Move to the stage coach Position A and pick up your shot gun and engage the 3 shot gun knockdown targets and the swinger activator target in any order if the activator is missed you must shoot until the swinger moves. Make shot gun safe and move to the gun horse Position B pick up your rifle and engage the rifle targets with 3 sweeps from either direction. Any shots that hit the white cowboy will be a miss. Make rifle safe and move to the gun horse at Position C. With pistols do a 2,1,2 from either direction and than repeat the instructions. Pistols must be re-holstered and may not be placed on the gun horse unless there is a malfunction.






STAGE # 4

Sponsored by T Star Leather

GANGSTERS OF THE FRONTIER Movie (1944)
Starring Tex Ritter, Dave O'Brien and Guy Wilkerson



Tex puts the Kern gang away once but they have returned with reinforcements and have taken over the town of Red Rock, capturing the townsmen and forcing them to work for them in the gold mines. Dave and Tex then organize the ranchers into "The Territorial Rangers." After blowing up the mines to keep the gang from getting the gold, they are ready for the showdown between the two. **"Gangsters Of The Frontier, Take Two!"**

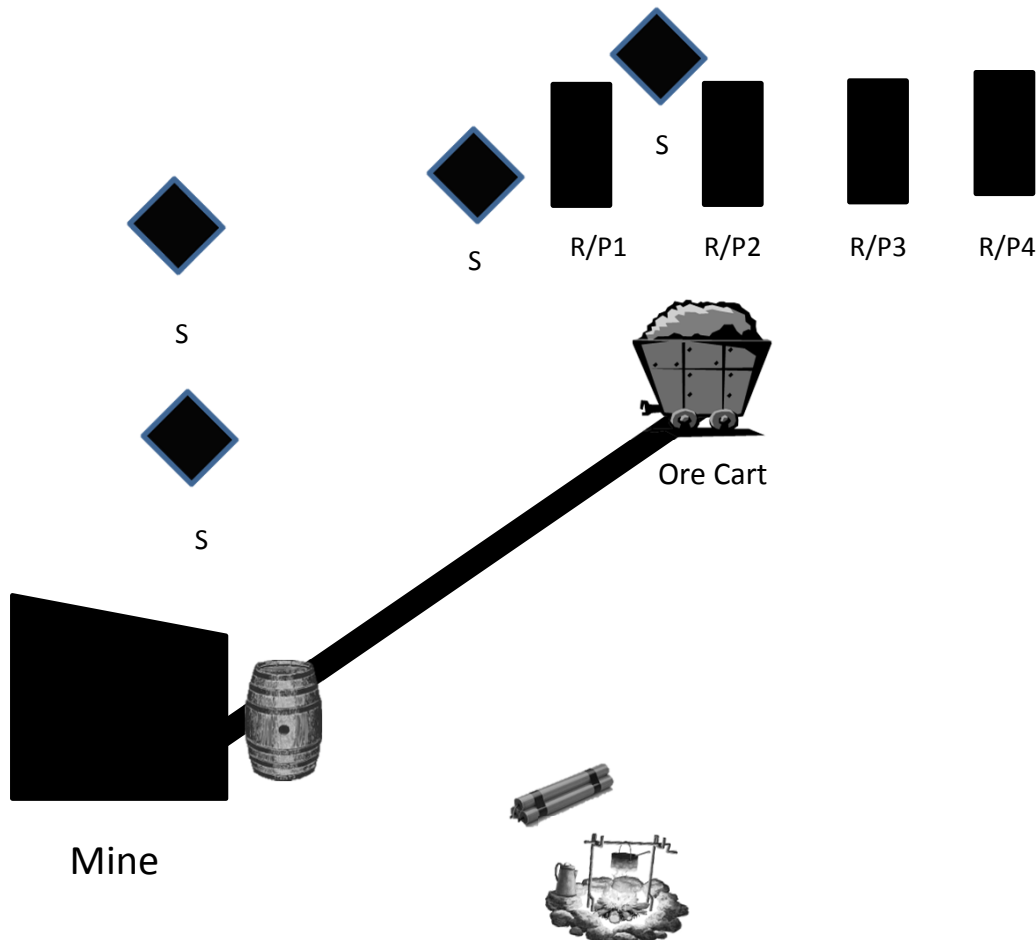
Staging: Shotgun open and empty on the barrel of gun powder

Rifle loaded with 10 rounds staged in the mine on a barrel of gun powder. (HDOEC)

Pistols loaded 5 rounds holstered. (HDOEC)

Standing at the camp fire with both hands on the dynamite say **"Gangsters Of The Frontier Take Two!"**

ATB: With the dynamite in hand move to the mine where your long guns are staged and throw the dynamite into the mine, **the dynamite must go into the mine or the shooter will be given a procedural.** Using your rifle starting on the left do a Nevada sweep putting 2 shots on R/P1, 2 shots on R/P2, 2 shots on R/P3 then 1 shot on R/P4, R/P3, R/P2 and R/P1. Make rifle safe and pick up shot gun and shoot the 4 shot gun knockdown targets from between the barrel and the ore cart. Make shot gun safe on the ore cart. Draw pistol/pistols and repeat the rifle sweep from the left. Pistols must be re-holstered and may not be placed on the ore cart unless there is a malfunction. **Can be Shot gunfighter.**



STAGE # 5

Sponsored by Desperado Bullets

BRONCO TV Series 1958-1962

Staring Ty Hardin

"Destinies West" 1962



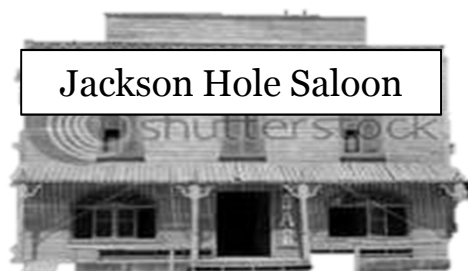
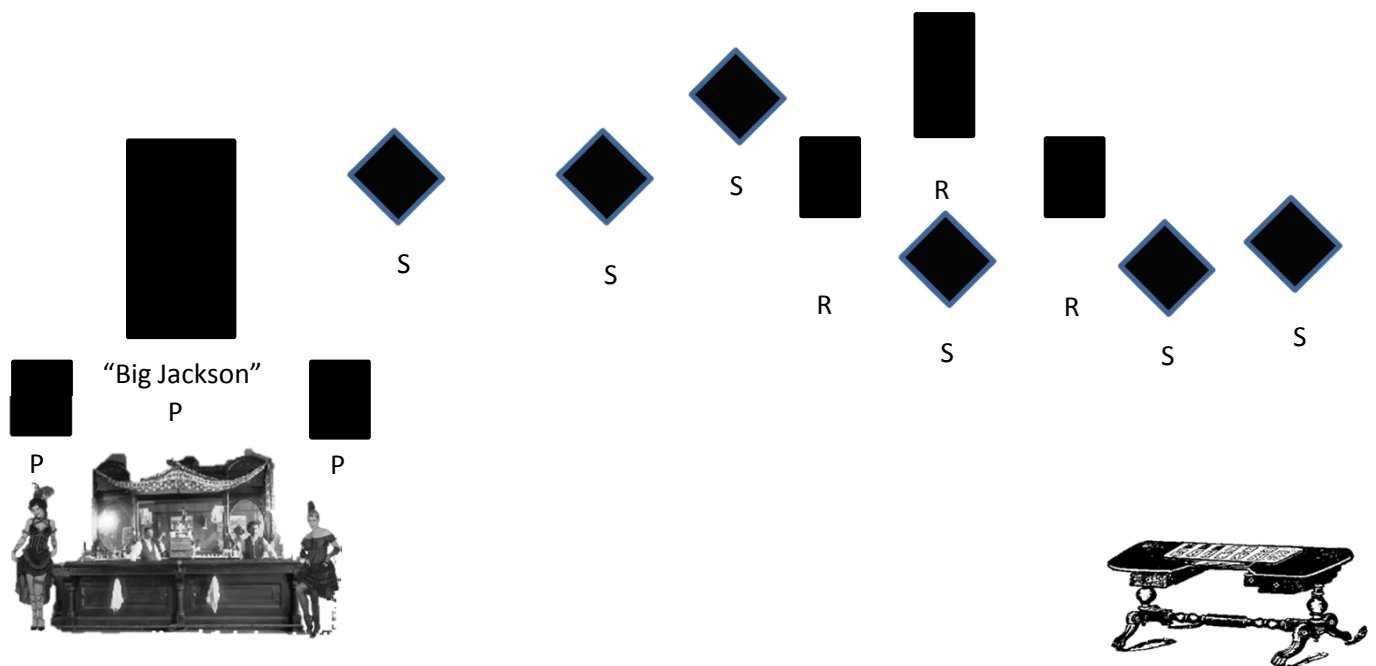
Bronco is working undercover with the Army to seek out the identity of a former Confederate guerrilla who is still at large and find out what has happened to a large cache of stolen Union gold. He becomes involved with a beautiful woman card dealer who could be an escaped Confederate spy. Bronco wins her trust and uses it to infiltrate their ring and get close to the truth. In scene #3 bronco is holding the bag of Union Gold. The director tells him **"Your supposed to be holding your rifle"**

Staging: Two pistols loaded with 5 rounds each holstered . (HDOEC)
Shotgun, open and empty, the bar
Rifle loaded with 10 rounds held in hand in the door. (HDOEC)

Starting Position: Standing in the door of the saloon with rifle in hand shooter says **"Your supposed to be holding your rifle"**

ATB: With your rifle and shoot the rifle targets putting 1 shot on each outside targets and 8 on the center rectangle in any order. Make rifle safe in the on the bar where your shotgun is staged. With your pistols shoot the pistol targets putting 1 shot on the outside targets and 8 shots on the "Big Jackson" in any order. Pick up your shot gun and shoot the 6 shot gun targets in any order from between the bar and the table the last 2 shot gun targets must be shot with 1 foot behind the table.

Can be Shot gunfighter.



Round Count

10 Rifle
10 Pistol
6+ Shotgun


STAGE # 6

Sponsored by Colorado Mountain Hat Company



THE DESPERADOS Movie 1943

Staring Randolph Scott, as Sheriff Steve Upton,
Glenn Ford as Cheyenne Rodgers, and Clair Trevor as Countess Maletta



Sheriff Steve Upton tries to keep the law in Red Valley. While he's away, the bank is robbed. The corrupt banker Stanley Clayton and the livery stable's boss, "Uncle Willie" McLeod, with the help of ruthless gunman Jack Lester, who shoots three innocent men. "The Countess" who runs gambling at the saloon, was hired to help rob the bank. Steve returns to town. Lester turns the town against Cheyenne, and then his sidekick Nitro pulls off another robbery of the bank. A posse rounds up Cheyenne and Nitro and a judge sentences them to hang. But they are sprung from jail by Steve, who is then placed behind bars himself. Cheyenne slips a gun to Steve through a jailhouse window, and together they set about making things right. During the filming of the jail breakout Clair kept dropping the keys and is corrected by the director. **"Clair Don't Drop The Keys"**

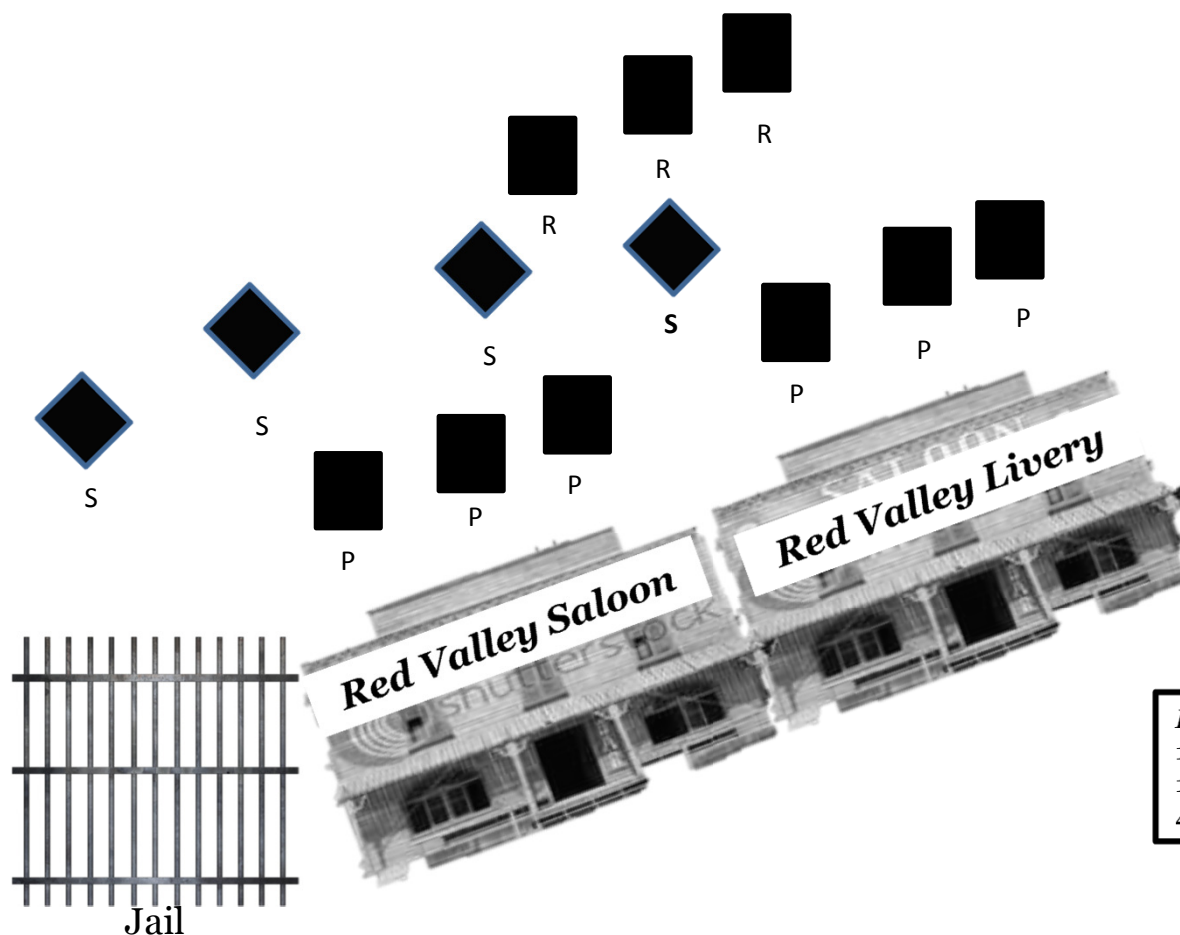
Staging: Shot gun open and empty in the left window of the saloon.

Rifle loaded with 10 round's on the left window of the livery. (HDOEC)

Pistols loaded 5 round each and holstered. (HDOEC)

Shooter holding the bars with both hands, facing the lock. Shooter says **"Clair, Don't Drop The Keys"**


ATB: Move to your shotgun and shoot 2 shot gun targets and then with shot gun open and empty move to the right window of the saloon and shoot 2 shot gun targets make the shot gun safe in window. Draw your first pistol and shoot a 2,2,1 sweep from either direction holster pistol. Move to your rifle and shoot the rifle targets in a 2,2,1 sweep from either direction and then repeat. Move to the right window of the livery and shoot a 2,2,1 sweep from the opposite direction of the first pistol sweep. **May be shot gunfighter**





STAGE # 7

Sponsored by San Pedro Saddlery



THE CISCO KID AND PANTHO TV 1950-1956

Staring Duncan Renaldo as Cisco and Leo Carrillo as Pancho

Cisco and Pancho come to the aid of a female rancher at odds with a Cattle Baron who charges her for the watering of her heard ! The Cattle Baron has had his henchmen build a dam to keep all of the water to himself .Cisco and Pancho split up and each ride in opposite directions around the lake. The Barons men are stalking Pancho, As the henchmen surround Pancho he is filling his canteen in the lake .The henchmen all Bum rush the trusty sidekick, Pancho yells out "**OH CISCO** " and the Cisco Kid emerges from the timbers , colts drawn and blazing to help Pancho and the Lady Rancher get her water rights back !

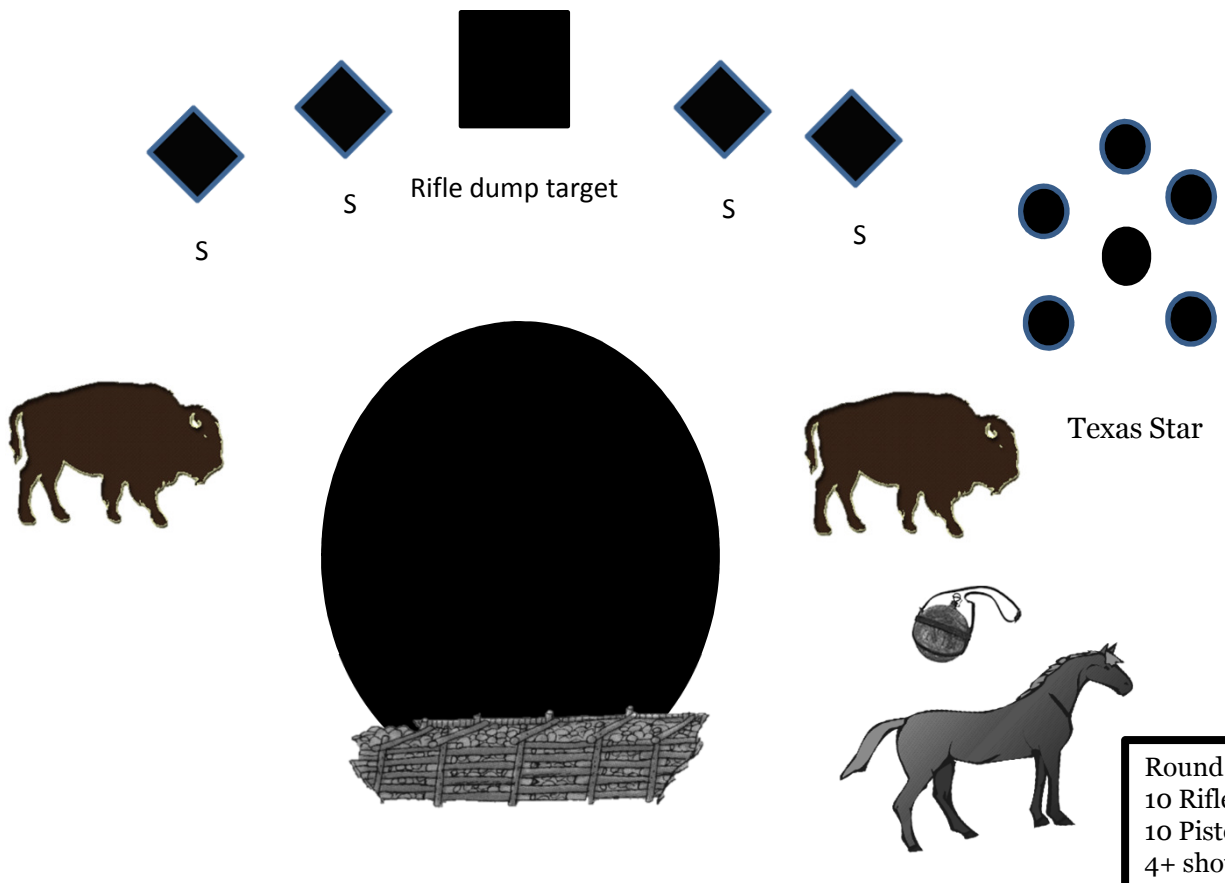
Staging: Rifle loaded with 10 rounds on the gun horse (HDOEC)

Pistols loaded 5 rounds holstered. (HDOEC)

Shot gun open and empty on the dam

Standing at gun horse holding the canteen in both hands. When ready say ***"Oh Cisco, take 3!"***

ATB: Pick up your rifle and shoot the Texas Star or do **continuous Nevada sweep starting on the rifle dump target and then to the 2 buffalos in either direction. Shooter gets a 5 second bonus for engaging the Texas Star.** After the plates are off the star, dump the remaining rifle rounds on the right buffalo. Make rifle safe. Move to the log dam where your shot gun is staged and draw pistol and put 5 shots on the right buffalo. Then draw second pistol and dump 5 on the left buffalo. Holster pistols and pick up shot gun and move to either the left or right buffalo and shoot the 4 shot gun knockdown targets in any order. If any plates remain on the Texas Star shoot the rifle dump with that many shot gun rounds. **May Be Shot Gunfighter**



Round Count
10 Rifle
10 Piston
4+ shotgun

STAGE # 8

Sponsored by Gunpowder Creek Trading Post



THE OKLAHOMA KID Movie (1939)

Staring James Cagney and Humphrey Bogart



James Cagney stars in this rip-roaring Western adventure co-starring Humphrey Bogart and Rosemary Lane. The range-riding rascal of the Cherokee Strip, the Oklahoma Kid (Cagney) is the territory's most hunted outlaw. When the Kid's black-clad enemy Whip McCord (Bogart) turns Tulsa into a den of corruption, leading citizen John Kincaid (Hugh Sothorn) announces plans to clean up the town. Framing the old man for murder, McCord has him sentenced to hang, while the Kid – who's secretly Kincaid's son – risks his own neck as he races to Tulsa to see that justice is served. "Cagney your line is "Keep Playing"

Staging: Rifle loaded 10 rounds staged window of the Cantina. (HDOEC)

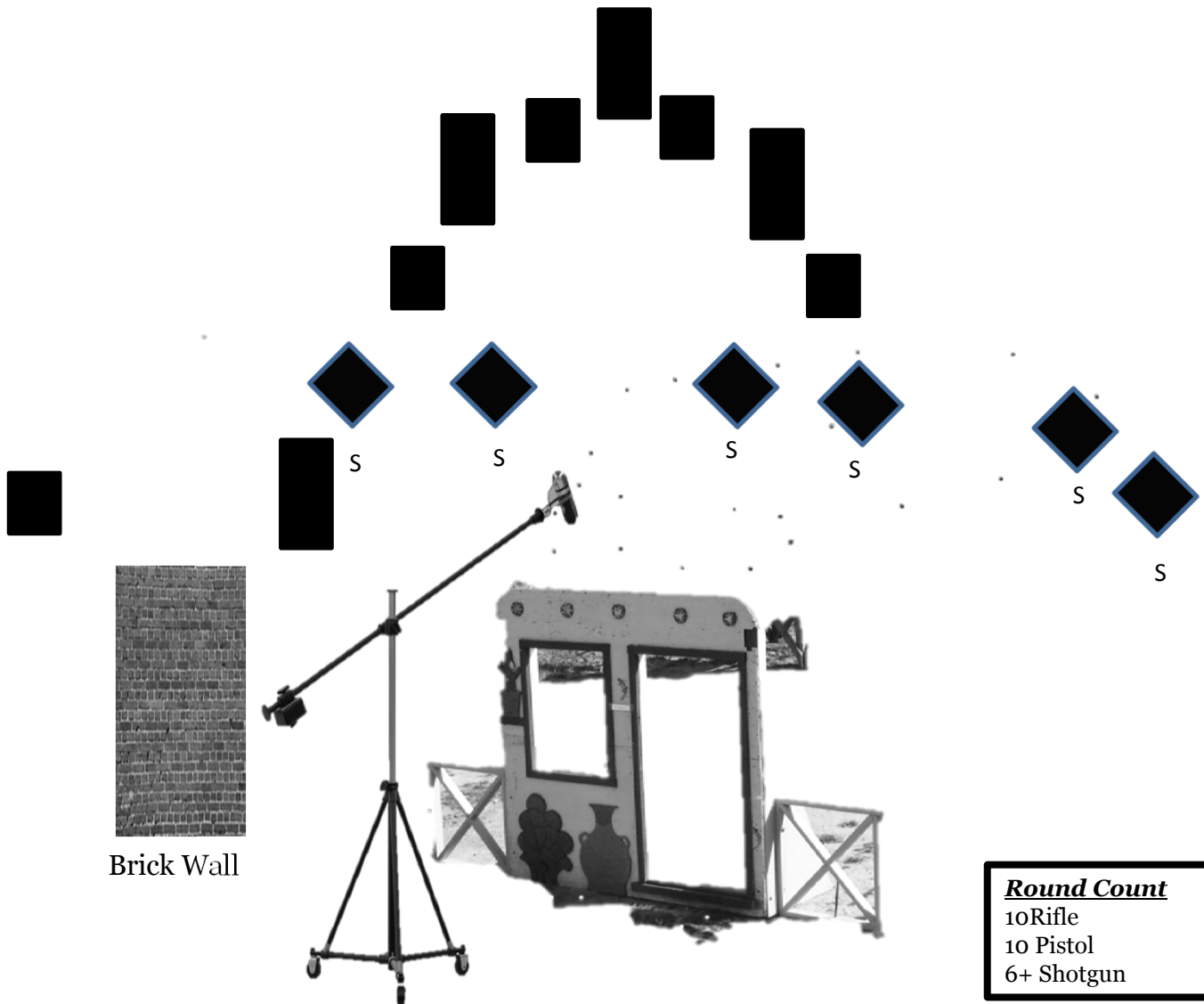
Pistols loaded 5 rounds each holstered. (HDOEC)

Shotgun open and empty staged window of the Cantina.

Shooter standing at the Micro phone Boom with both hands on the microphone wire

Says **"Cagney Your Line is, Keep Playing"**

ATB: Move to the left side of the brick wall and shoot the targets in this order P1,P2,P2, P1,P2 then move to the right side of the wall and shoot P2, P1, P2,P2, P1 (**1 on the square and 2 on the rectangle**) Holster pistols and move to the window. Pick up rifle and shoot 1,2,1,2,1,2,1,2,1 (1 on the squares and 2 on the rectangles) sweep from either direction. Pick up shot gun and shoot 2 shot gun knockdown targets from the window then move to the door and shoot 2 shot gun knockdown targets then move past the end of the fence with **both feet** and shoot 2 shot gun knockdown targets. **If both feet are not past the fence this will be a procedural. May be shot gunfighter**



Round Count

10 Rifle

10 Pistol

6+ Shotgun



STAGE # 9

Sponsored by Abe the Crippler aka Abe Mendel



SUGAR FOOT TV 1957-1961

Staring Will Hutchins
"The Royal Raiders" (March 17, 1959),

Sugarfoot comes to the aid of a young Frenchwoman, who asks him to hide valuable jewels after military men take over the train on which they are riding. Sugarfoot places the jewels in a coffeepot for safe keeping while the frightened passengers await their uncertain fate. Sugarfoot than gets the jump on the raiders and saves the train.


Staging: Rifle loaded 10 rounds staged on the water trough (HDOEC)

Shotgun open and empty at the back of the train.

Pistols loaded 5 rounds each holstered. (HDOEC)

Standing at the water trough holding the coffee pot when ready shooter says **"Hide the Jewels"**


ATB: Drop the coffee pot and pick up your rifle off the water trough and shoot the rifle targets putting 2 shots on the circles and 3 shots on the squares in any order make rifle safe. Move to the train and pick up your shotgun and shoot the 4 shot gun knockdown targets in any order. Make shot gun safe. Draw your pistols and put 2 shots on the circles and 3 shots on the rectangles, in any order. ***Can be Shot Gunfighter***





STAGE # 10

Sponsored by Redwing Knives /Starline Brass



Dead Man's Gold" (1948) Movie ***~ Starring: Lash La Rue and Al "Fuzzy" St. John***

Jim Thornton, having found gold, has sent for Lash. But when he and Fuzzy arrive they find him dead. Lash knows that Conway and his gang are involved but that they have a boss. Lash thinks he knows who it is and sets a trap to flush him out. As the filming of the movie goes on the director sees that Fuzzy is not doing his shooting in the right sequence. He picks up his megaphone and yells **"No Fuzzy Your Doing It All Wrong"**

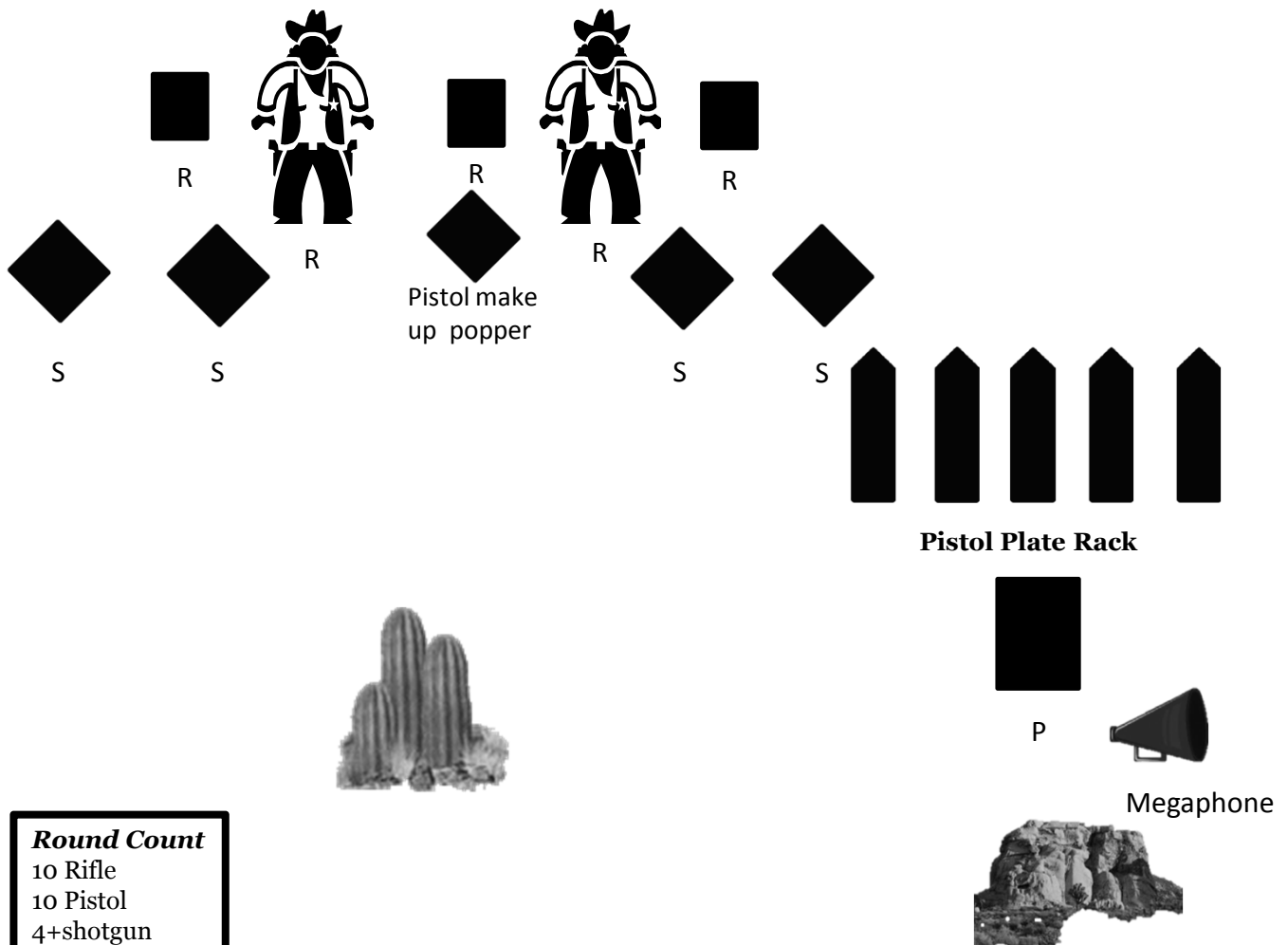
Staging: Rifle 10 rounds staged at the cactus. (HDOEC)

Shotgun open and empty at the cactus

Pistols 5 rounds each holstered. (HDOEC)

Standing at the rock holding the megaphone with both hands and with mouth piece in front of your face shooter yells **"No Fuzzy Your Doing It All Wrong"**

ATB: Drop the megaphone and draw your pistols and with the first five rounds shoot the plate rack with your second 5 rounds dump on the square target in front of the plate rack. Holster and move to the cactus and pick up your rifle. Shoot the rifle targets in a sweep from either direction putting 1 shot on the squares and 3 shots on the cowboys your last shot on the pistol make up popper target. Make rifle safe and pick up your shot gun and engage the 4 shot gun knockdowns in any order if any plates are left on the plate rack shoot the popper target with as many round that are left standing on the rack. ***Can be Shot Gunfighter.***

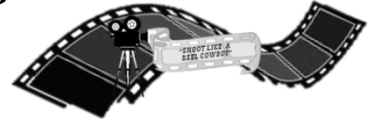


THE LUCK OF THE DRAW SHOOT OFF

Sponsored by the Jackson Hole Gang

Staging:

- Rifle loaded with 10 Rounds on the table
- Shotgun open and empty on the table.
- 2 Pistols 5 rounds on the table, one for each shooter.



Shooters are standing with 1 foot on the steel plate

ATB: The first shooter will move to the your table and pick up rifle and shoot the rifle targets in a double tap sweep from the left or right. Make rifle safe on the table. Pick up pistol and shoot a 2,1,2 sweep from either direction. Make safe on the table run to tag off with your partner. Partner will move to the table and pick up pistol and shoot a 2,1,2 sweep from either direction. Pick up shotgun and shoot 4 must kills. Then move to the steer head and shoot the shot gun make plate for as many misses then the stop plate. Spotters will tell you how many makeup you have. Then engage the stop plate. First stop plate down wins.

