

Stage # 1



10 Pistol, 10 Rifle, 6 Shotgun

Staging Rifle loaded with 10 rounds staged safely
Pistol loaded with 5 rds. holstered
Shotgun open and empty staged anywhere safely

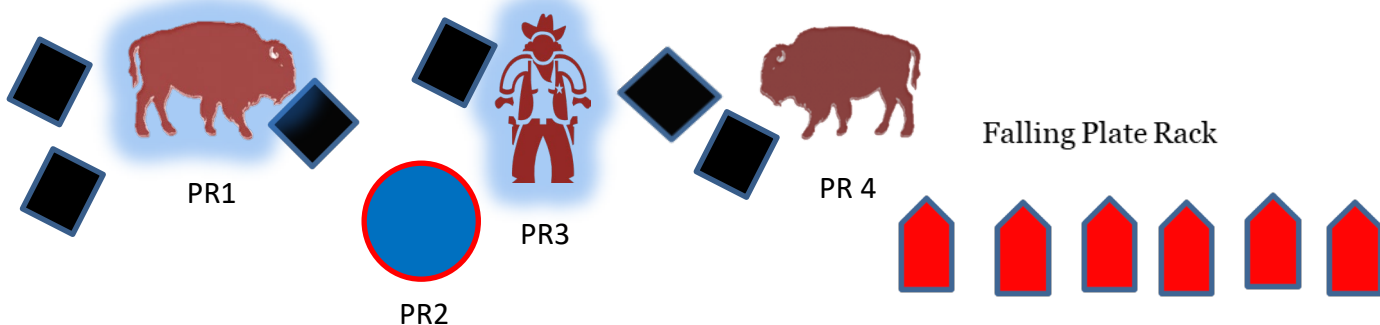
Order: shooters choice

Starting position; Standing anywhere at the ready (not touching guns or ammo) shooter may indicate ready by saying “**Ouch, my Liver**” rifle **CAN** be last

ATB: Rifle at position 2 : knockdown 6 targets on rack and PR1,PR2,PR3,PR4 any order

Pistols at position 1: first 5 rounds, 1,1,3 sweep from left(PR1,2,3) then 1,1,3, sweep from right(PR4,3,2)

Shotgun at position 1 : knock down 6 shotgun targets any order, then any rifle knockdowns targets can be made up with shotgun. Missed plates can be made up by firing shotgun down range for as many plates left standing



Position 1

Position 2

Stage # 2



10 Pistol, 10 Rifle, 6 Shotgun

Staging anywhere safely, pistol holstered

Starting position: Shooter starts standing behind a position, surrender position. When ready shooter may indicate ready by saying **"I Don't get out much"**


ATB:

Rifle at position 1, 10 rounds to knock down 6 targets on rack, any remaining rounds dump on R1, misses on R1 are a miss. rifle can be last


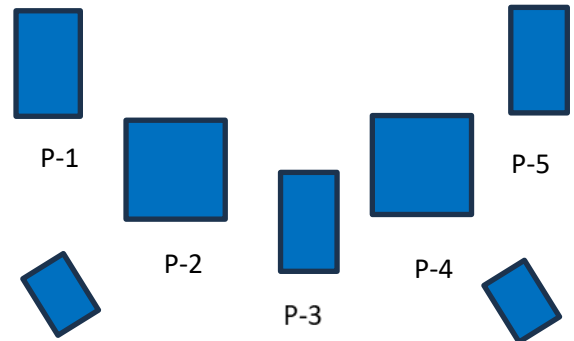
Shotgun at position 1 engage 6 s/g targets and any remaining plate rack targets

Pistol at position 2, engage P targets, knockdown then 1,2,2,3--- knockdown 5,4,4,3

Targets



Position 1



Position 2



Stage # 3

10 Pistol, 10 Rifle, 6 Shotgun

Staging: anywhere safely, pistol holstered

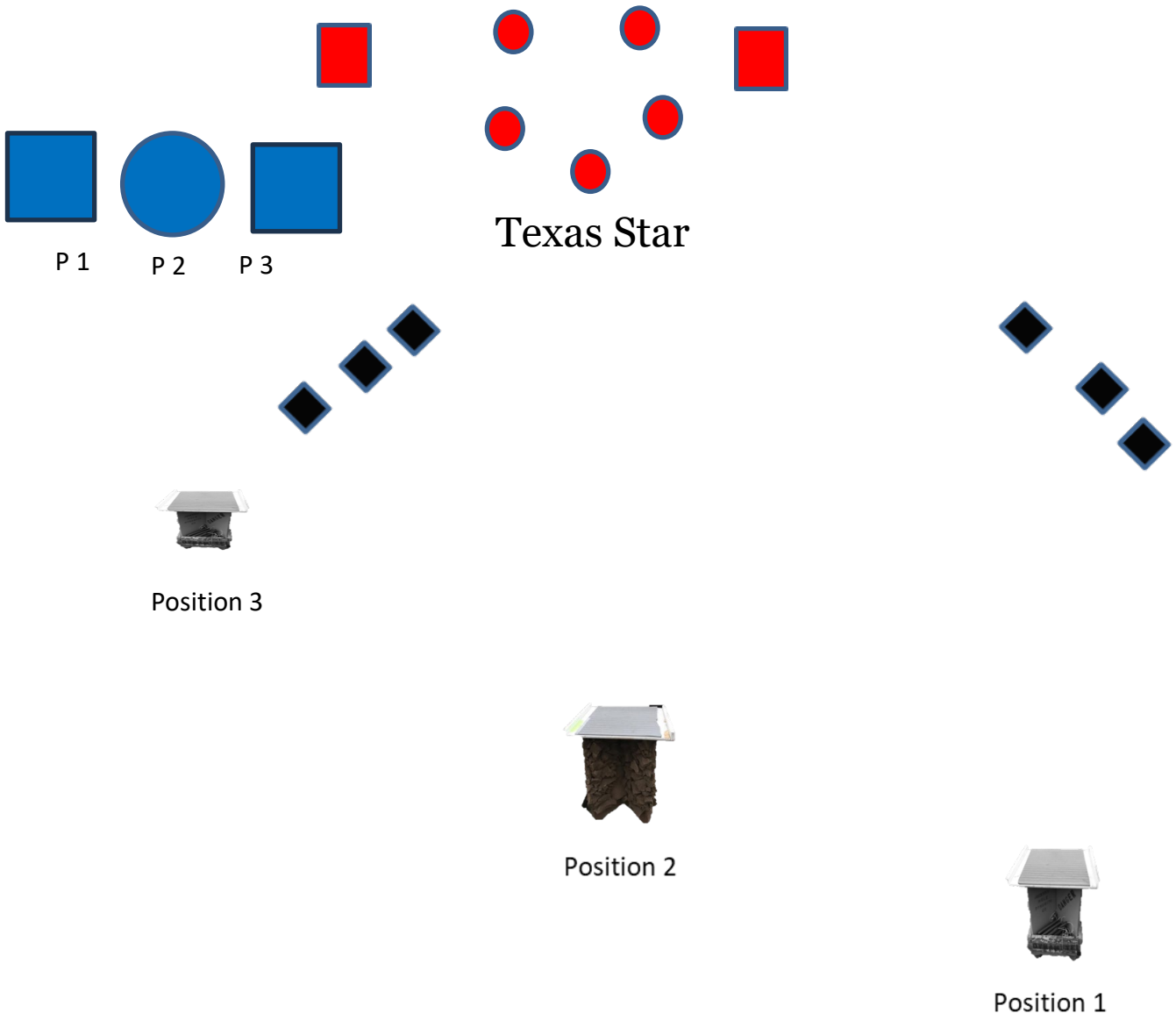
Starting position; Standing behind position 1, hands on holstered pistols, when ready shooter may indicate ready by saying: **“Wheels up in 17 minutes!”**

ATB

Shotgun from position 1, knock down 3 shotgun targets, then 3 from position 2

Rifle from position 2, Nevada sweep targets starting on an end , any stars left up can be made up with shotgun down range shots

Pistol from position 2, put 2 rounds on P2 ,then sweep targets, repeat instructions with next 5 rounds



Stage # 4



10Pistol, 10 Rifle, 2 Shotgun

Staging Rifle loaded with 10 rounds staged safely
Pistol loaded with 5 rds. holstered
Shotgun open and empty in handsy

Order: shooters choice

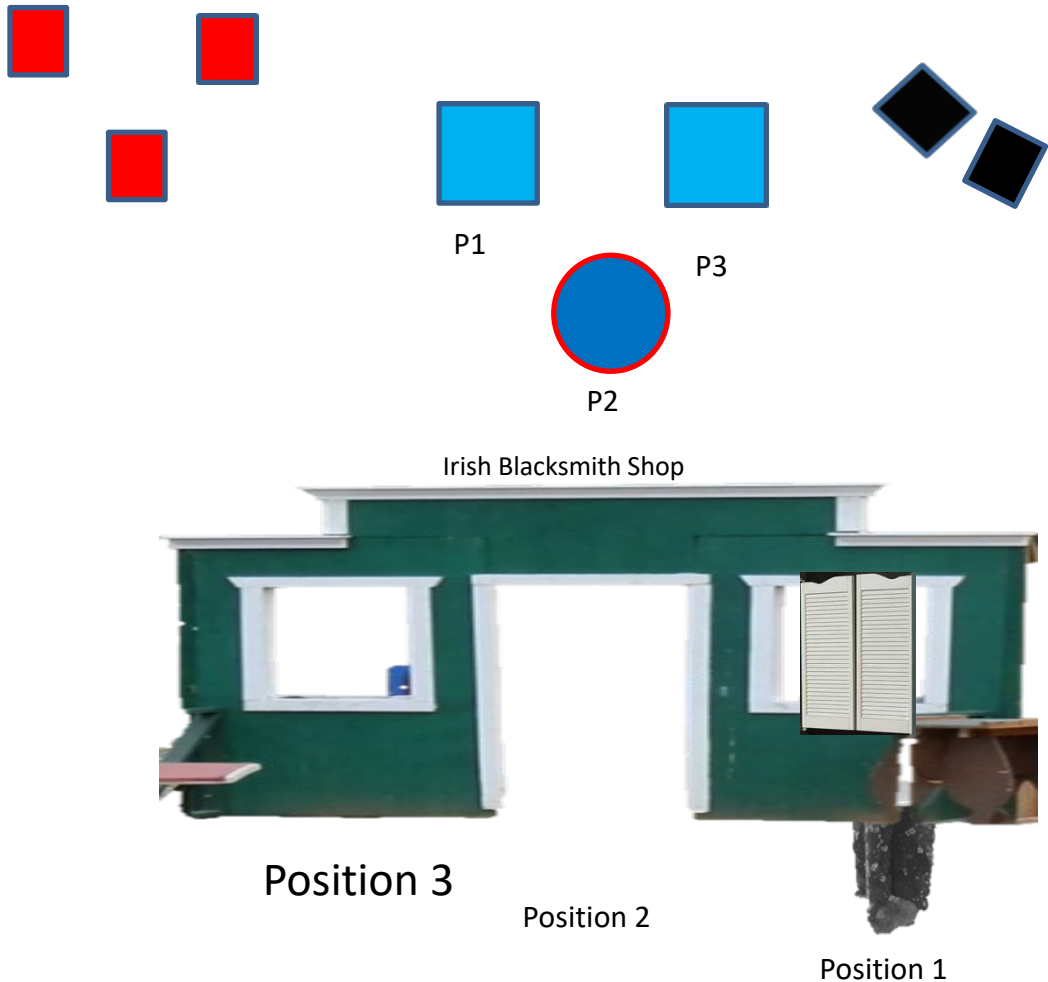
Starting position; Standing at position 1 Shotgun in hands, shooter may indicate ready by saying “**Blow the doors!**” rifle **CAN** be last

ATB: Shotgun at position 1 : under Timer Operator supervision, load one shell and place muzzle on zip tie.

ATB Blow doors open with shotgun, then engage 2 shotgun targets until down, Move to position 2 and engage rifle and pistol targets in two Ohio sweeps (yes you can!) start on either end.

Ohio sweep: P1-P2-P1-P2-P3 or P3-P2-P3-P2-P1

Rifle at position 3 : repeat pistol instructions





Stage # 5

10 Pistol, 10 Rifle, 4 Shotgun

Staging: anywhere safely, pistol holstered

Starting position; Standing behind position 1, hands on holstered pistol butt, when ready shooter may indicate ready by saying: **“Not going to happen.”**

ATB

Shotgun knock down the 4 shotgun targets in any order. Make shotgun safe

Rifle engage the 5 rifle targets in a 2-2-1 sweep from both sides ex R1, R1, R2, R2, RP3, R5, R5, R4, R4, RP3 starting from either end. Make rifle safe.

Pistols repeat rifle instructions

