



# STAGE # 1

OH GIVE ME A HOME WHERE THE BUFFALO ROAM

**Staging:** Rifle loaded 10 rounds on the whiskey wagon.

Pistols loaded 5 rounds each holstered

Shotgun open and empty on the whiskey wagon

Standing at the whiskey wagon playing the **“Air Guitar”** shooter sings **“OH GIVE ME A HOME WHERE THE BUFFALO ROAM”**.

**ATB:** Pick up your rifle starting from either end and put 2 shots on the buffalo and 1 shot on each guitar and repeat from the other side 2 shots on the buffalo and 1 shot on each guitar. Make rifle safe. Pick up your shot gun and between the whiskey wagon and the hay bale shoot the 4 shot gun targets. You must make you shot gun safe on the hay bale. With you pistols repeat the rifle instructions.



<b>Round Count</b>
Rifle 10
Pistol 10
Shot gun 4+

# STAGE # 2

## WHERE IS THE DYNAMITE




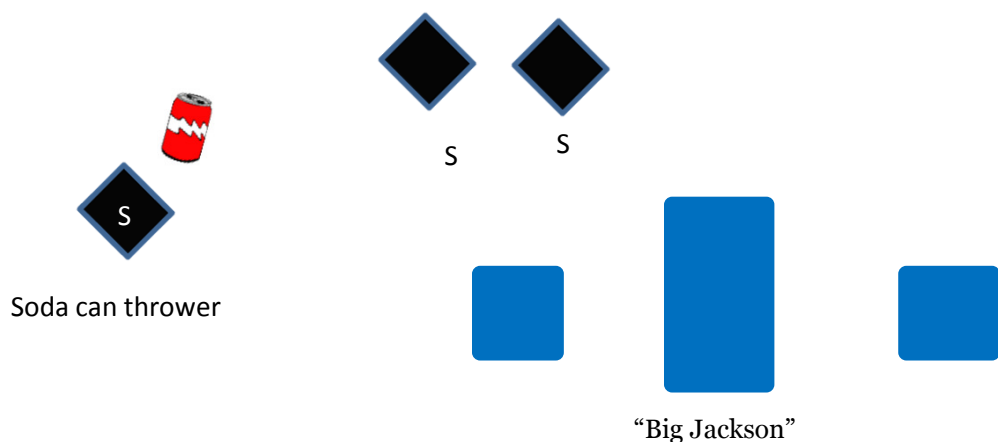
**Staging:** Pistols loaded 5 rounds each holstered.

Rifle loaded 10 rounds on the dynamite stand.

Shotgun open and empty on dynamite stand

Shooter standing at the dynamite stand holding a stick of dynamite in each hand in Say “**Where is the Dynamite**”

**ATB:** Drop the dynamite and with your rifle shoot the rifle targets putting 1 shot on each of the squares and 8 shots on “Big Jackson” in any order. Make rifle safe with pistols put 1 shot on the small circles and 8 shots on the big circle in any order. Holster pistols and pick up shot gun and move to the cactus and with your shot gun shoot the soda can thrower and the 2 knockdown shot gun targets in any order. If can is hit it is a 3 second bonus.



### **Round Count**

Rifle 10  
Pistol 10  
Shotgun 4+



# Stage # 3

## UP AND DOWN, BACK AND FOURTH

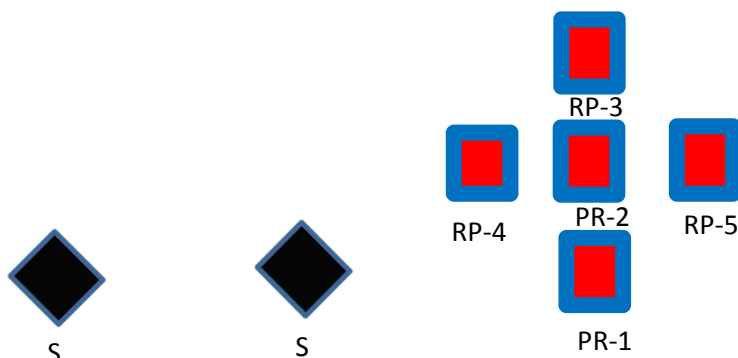
**Staging:** Rifle loaded 10 rounds on the back gun horse.

Pistols loaded 5 rounds each holstered

Shotgun open and empty on the front gun horse.

Standing at the back gun horse where your rifle is staged with one hand pointing down range and the other hand touching your rifle. Shooter says, “*Up and Down, Back and Fourth*”.

**ATB** Pick up rifle. And shoot the 5 rifle targets in a “Chimney Sweep”. Start with R1 then up R2, R3, R2, R1, then across R4, R2, R5, R2, R4. Make rifle safe. Move to front gun horse and pick up your shotgun and shoot the swinger activator/plate and the 2 knock down shotgun targets in any order make shot gun safe. Move to the cactus and with your pistols repeat the rifle instructions.



<b><i>Round Count</i></b>
Rifle 10
Pistol 10
Shotgun 4+

# STAGE #4

## THAT TOMBSTONE HAS YOUR NAME ON IT





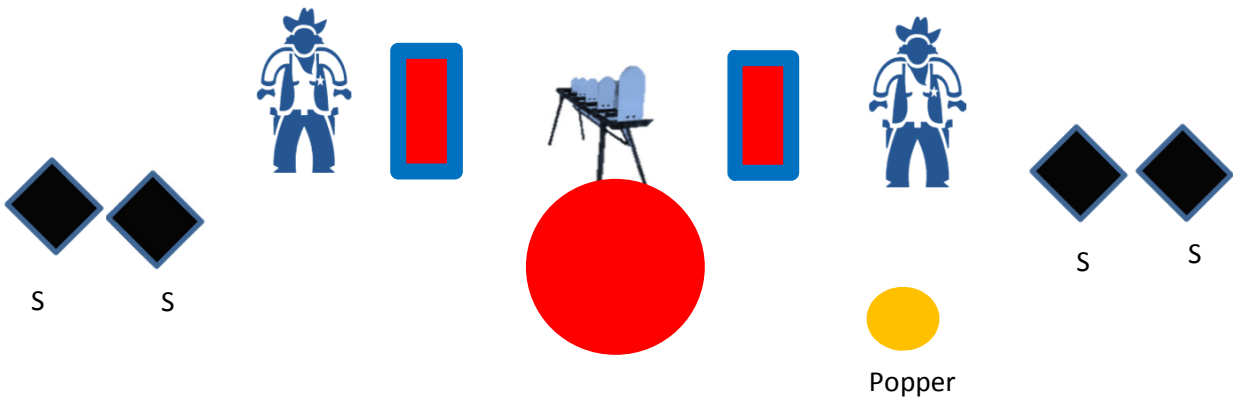
**“Staging:** Rifle loaded 9 rounds on the Gun horse.

Pistols loaded 5 rounds each Holstered

Shotgun open and empty on Table.

Standing at the gun horse with rifle in hand Shooter says **“THAT TOMBSTONE HAS YOUR NAME ON IT**

**ATB:** Shoot the plate rack for 4 rounds and sweep the targets from either end using the plate on the tombstone as the 3<sup>rd</sup> shot on the sweep. If more than 1 plate is left up **shoot the closest one in the sweep**. Misses on the plate rack are not counted as misses. Make rifle safe and move to the table. Shooter's choice pistols or shot gun next. With pistols do a 1,3,1 sweep from either end using the rectangles and the circle. With second pistol repeat the instructions. Holster pistols. With shot gun knock down the 4 shot gun targets in any order. If any plates remain on the Tombstone rack shoot the popper for that number of times. When you shoot your shot gun.



<b>Round Count</b>
Rifle 9
10 Pistol
4+ Shotgun

# Stage # 5

ITS THE RACK FOR YOU



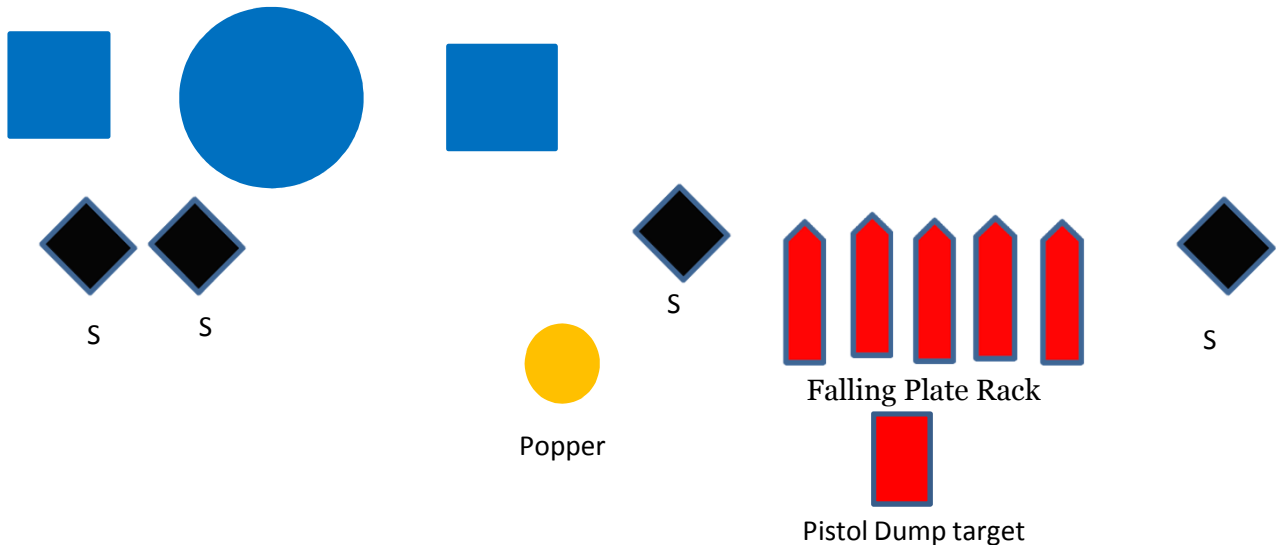
**Staging:** Rifle loaded 9 rounds on the wanted poster stand.

Pistols loaded 5 rounds each holstered

Shotgun open and empty on the Jail stand.

Standing at the Jail Table holding the hand cuffs shooter says **"It's the Rack For You"**.

**ATB:** With your pistols put the 1<sup>st</sup> five rounds on the plate rack and with the next 5 shots on the dump target. Misses on the plate rack do not count as misses. Holster pistols. Pick up your shotgun and knock down the 2 shot gun targets next to the plate rack. If any plates remain shoot the popper for that number of times. Then move to the wanted poster table and knock down the other 2 shot gun targets. Make shotgun safe and with your rifle do a continuous sweep from either end putting 1 shot on the square and 3 shots on the circle 1 shot on the square 3 shots on the circle and 1 shot on the square.



<b>Round Count</b>
Rifle 9
Pistol 10
Shotgun 4+

THAT TOMBSTONE HAS YOUR  
NAME ON IT

ITS THE RACK FOR YOU

UP AND DOWN, BACK AND FOURTH

WHERE IS THE DYNAMITE

OH GIVE ME A HOME  
WHERE THE BUFFALO ROAM