

Wild Bunch Stage # 1-1



“
T

“

Staging: Rifle loaded 7 rounds on the table.

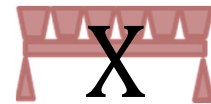
Pistol loaded 5 rounds holstered

Shotgun loaded with 4 rounds (or as many as the magazine will hold)

Standing at the horse, shotgun in hand, shooter says; **“Get ‘em!”**.

ATB: Engage the can throwers in any order. Make shotgun safe. Flip over one card, Pick up rifle and Engage the rifle cards in a Nevada sweep to the RIGHT starting on the card drawn. Make the rifle safe. Draw Pistol, engage the Pistol cards in the same order.

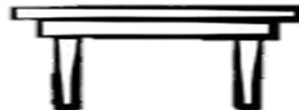
Make pistol safe then holster and retrieve your long guns and proceed to the unloading table. Magazines will be picked up by the brass pickers.



16




8



Round Count	
7	Rifle
10	Pistol
4	Shot gun



8



Rifle 16 (9-50)
Pistol 9 (7-12)
SG 8 (5-16)
sept

Wild Bunch Stage # 1-2



“ “
T

Staging: Rifle loaded 10 rounds on the table.

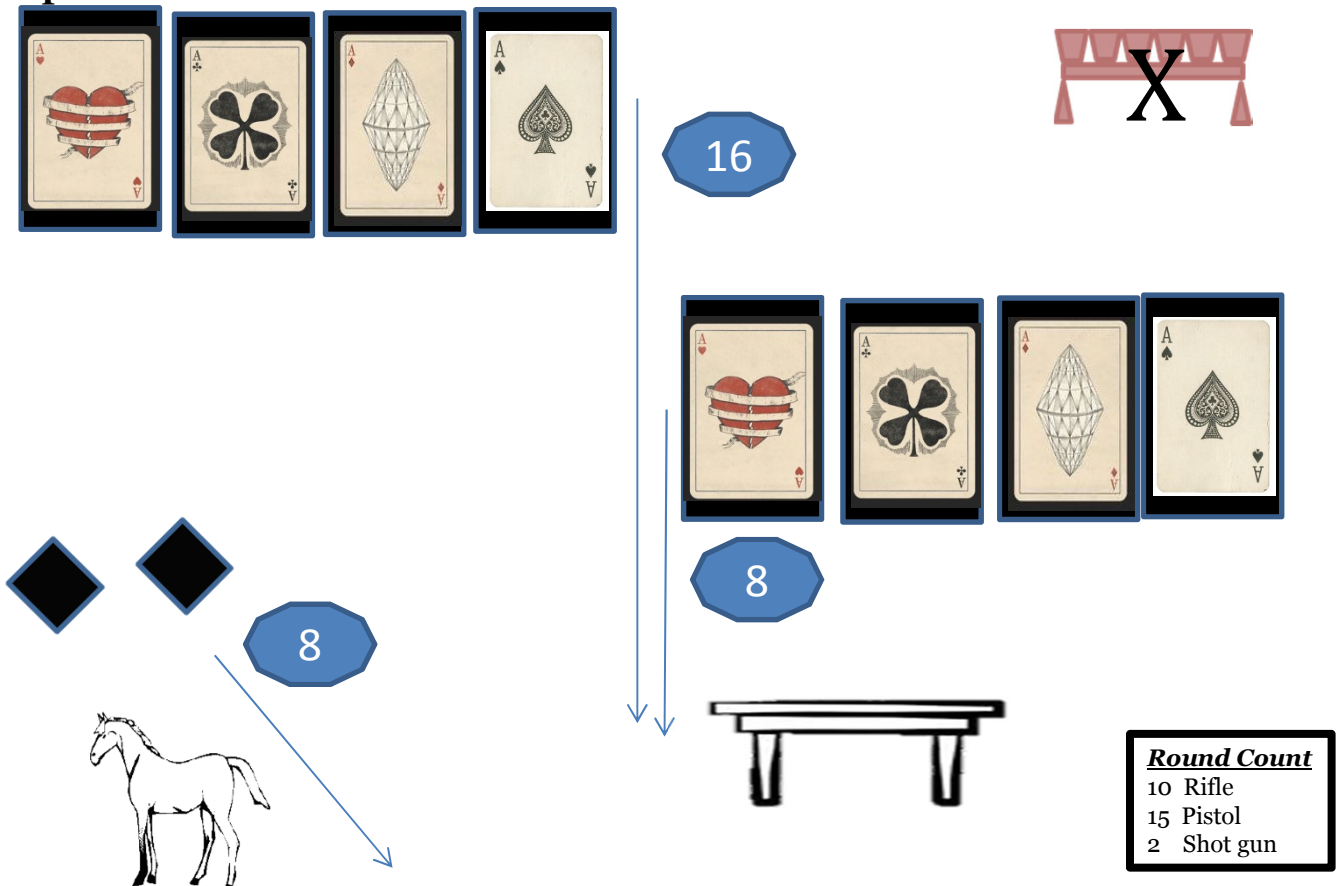
Pistol loaded 5 rounds holstered

Shotgun loaded with 2 rounds on the table.

Standing at the table, turn over a card then shooter says; **“Oh NO!”**.

ATB: Pick up the rifle and double tap sweep each rifle cards EXCEPT that card. Make rifle safe. Draw pistol and repeat sequence on the Pistol cards with a triple tap. Make pistol safe on table or horse. Pick up the shotgun and engage the shotgun targets in any order. These are must kills, **if it is not knocked down, it is a miss (no make ups)**

Make pistol safe then holster and retrieve your long guns and proceed to the unloading table. Magazines will be picked up by the brass pickers.



Wild Bunch Stage # 2-3



“

“

L

Staging: Rifle loaded 10 rounds on the cactus

Pistol loaded 5 rounds holstered

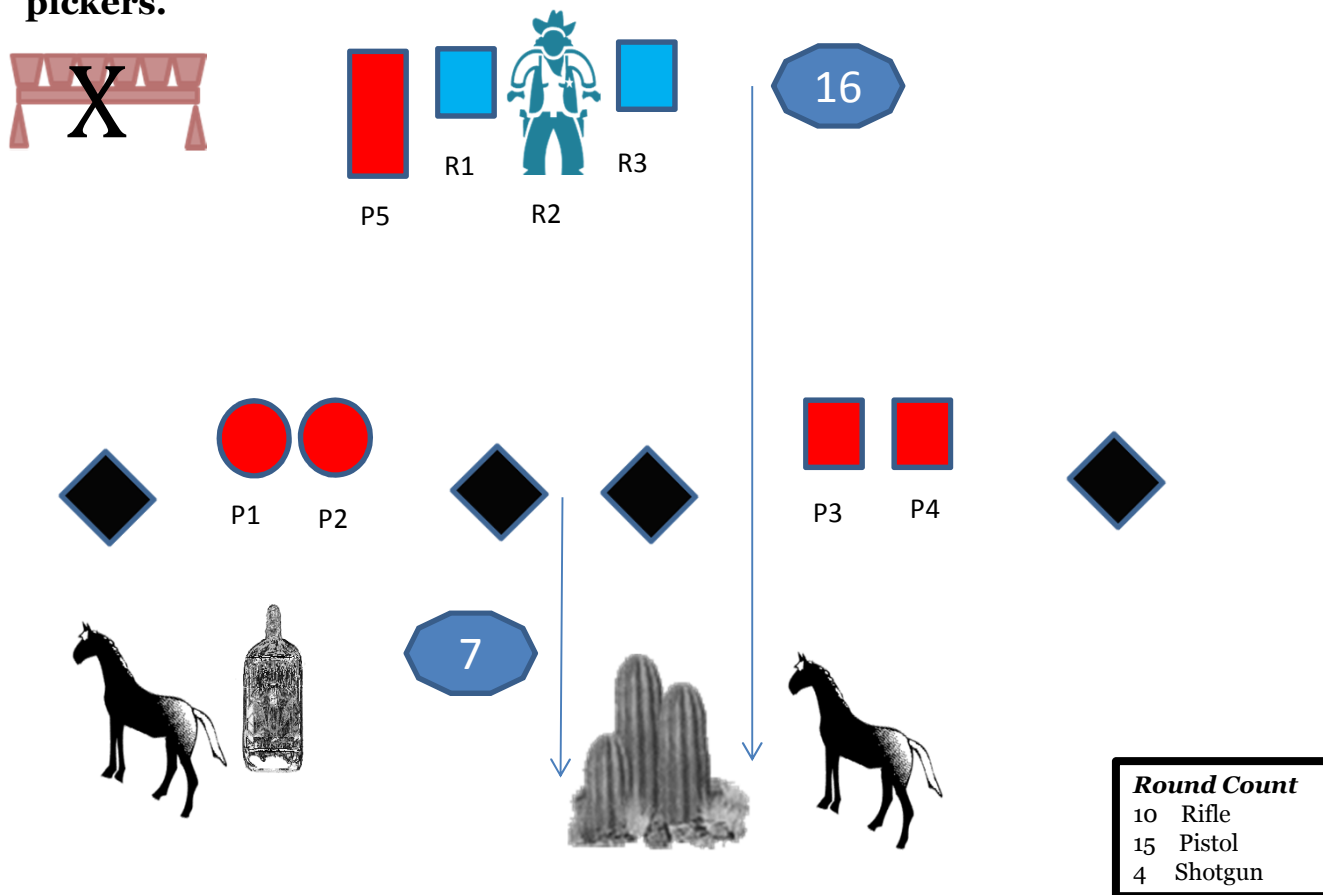
Shotgun loaded with 4 rounds (or as many as the magazine will hold)
staged on the left horse

Standing at the left horse both hands on bottle shooter says; **“two fingers”**.

ATB: Pick up the shotgun and engage the shotgun targets in any order. These are must kills, **if it is not knocked down, it is a miss (no make ups)**

Make shotgun safe. Pick up the rifle. Engage the rifle targets in a Delta Glen Sweep. **1-2-2-3-2-2-1-2-2-3** Make the rifle safe. Draw pistol and engage the pistol targets **1-1-2-2-5 / 3-3-4-4-5 / 1-2-3-4-5**

Make pistol safe then holster and retrieve your long guns and proceed to the unloading table. Magazines will be picked up by the brass pickers.





Wild Bunch Stage # 2-4

“ “

L

Staging: Rifle loaded 9 rounds in hand.

Pistol loaded 5 rounds holstered

Shotgun loaded with 4 rounds (or as many as the magazine will hold)
staged on the left horse

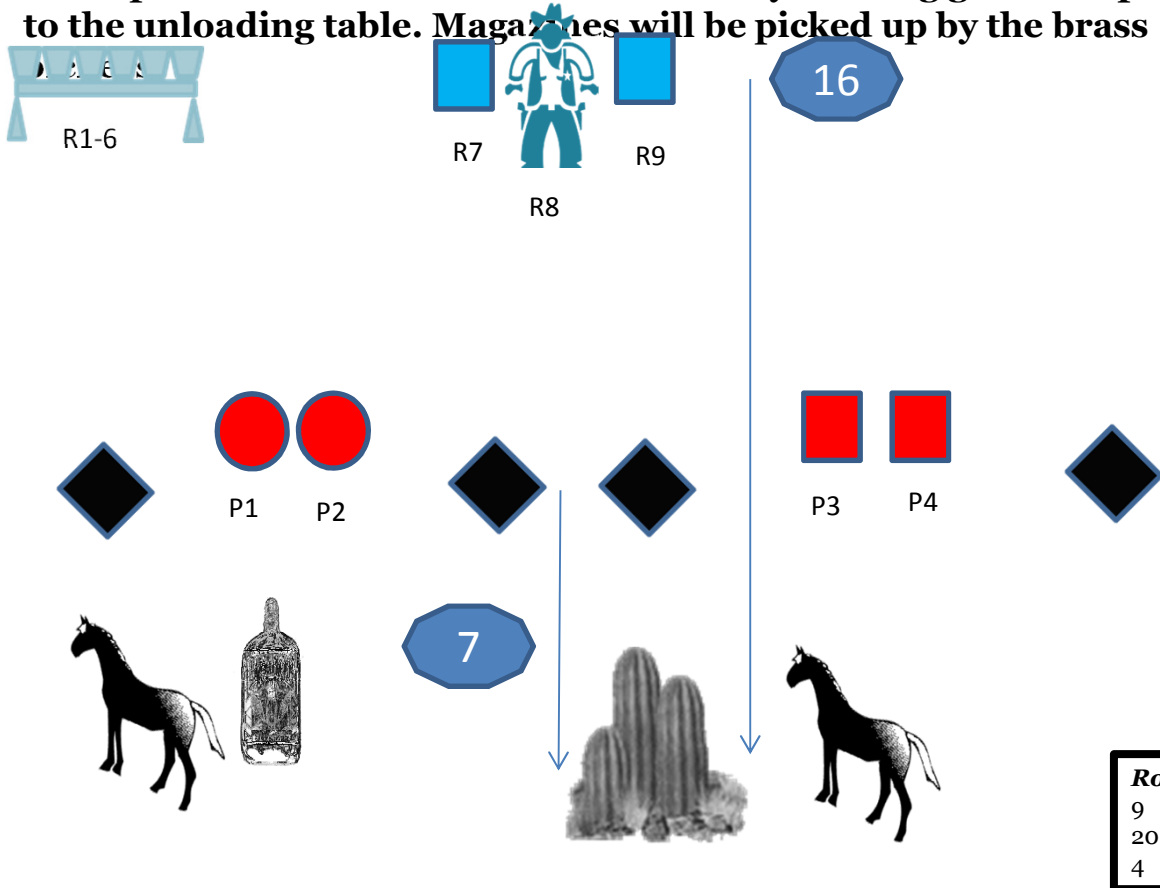
Standing at the left horse rifle in both hands, shooter says; ***“I’m done drink’n”***

ATB: Sweep the rifle targets either direction. Make rifle safe. Pick up the shotgun and engage the shotgun targets in any order. These are must kills, **if it is not knocked down, it is a miss (no make ups)** Make shotgun safe.

Draw pistol and engage the pistol targets in a Missouri Sweep in any order.

(5 shots dumped on each target in any order)

Make pistol safe then holster and retrieve your long guns and proceed to the unloading table. Magazines will be picked up by the brass



Round Count	
9	Rifle
20	Pistol
4	Shotgun

Wild Bunch Stage # 3-5



“

“

H

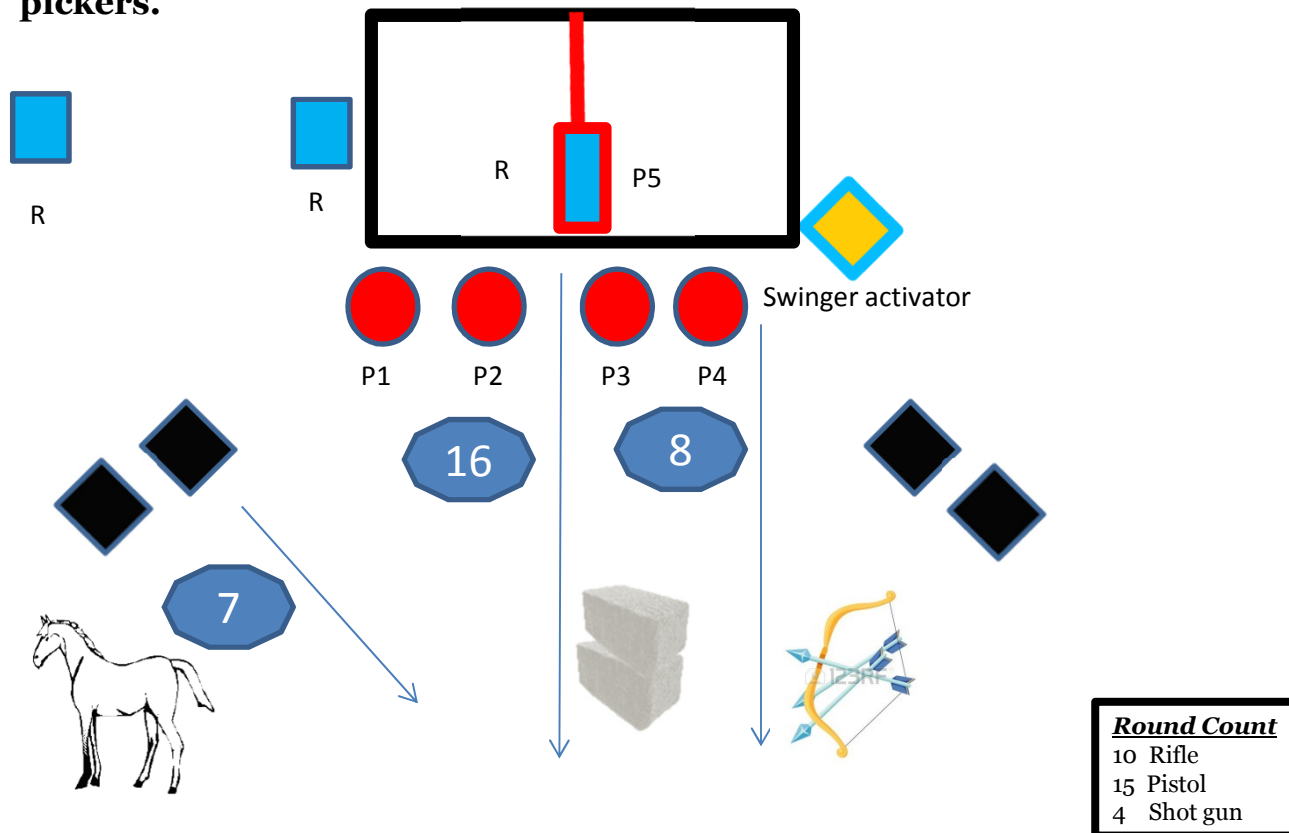
Staging: Rifle loaded 10 rounds on the hay bale

Pistol loaded 5 rounds holstered

Shotgun loaded with 4 rounds on the hay bale

Standing at the hay bale holding bow and arrow ready to shoot the swinger, the shooter says: **“Indians?”**.

ATB: Release the arrow, Pick up shotgun and engage the shotgun targets in any order. These are must kills, **if it is not knocked down, it is a miss (no make ups)**. Make the shotgun safe. Pick up rifle activate the swinger and triple tap rifle targets in any order. Make rifle safe. Draw pistol and engage with a Missouri Hillbilly Sweep **1-1-2-3-4-4-3-2-1-1 THEN SWEEP 1-2-5-3-4** Make pistol safe then holster and retrieve your long guns and proceed to the unloading table. Magazines will be picked up by the brass pickers.



Wild Bunch Stage # 3-6



“ ”

H

Staging: Rifle loaded 10 rounds on the horse
 Pistol loaded 5 rounds holstered
 Shotgun loaded with 4 rounds held port arms.

Standing at the left gun horse with shotgun at port arms, the shooter says: **“Wrong one!”**.

ATB: PUTDOWN the shotgun, PICK UP RIFLE and engage the actuator then perform two Sweeps from the left. **1-2-3-3-3-1-2-3-3-3. Make rifle safe, Pick up shotgun.** Engage the shotgun targets in any order. These are must kills, **if it is not knocked down, it is a miss (no make ups).** Make the shotgun safe.

Draw pistol and engage with a modified SASSIE SUE Sweep. **1-4-2-3-5 / 1-4-2-3-5- / 1-2-3-4-5-**

Make pistol safe then holster and retrieve your long guns and proceed to the unloading table. Magazines will be picked up by the brass pickers.

