

Wild Bunch Stage # 1



“Panhandle Posse to Alamosa, NM“

Billy Reo was dreamin' again, the pain was in the small of his back where the buckshot went in. He had seen the townspeople drag the Mexican boy through the jail door, praying and moaning. This was his reward for following the mob. “Posse” by C. Hall Thompson.


Staging: Rifle loaded 10 rounds on the hay bale
Pistol loaded 5 rounds holstered
Shotgun loaded with 6 rounds (or as many as the magazine will hold) on the hay bale.

Standing at the right horse, both hands holding on the reins, shooter says;

“Lynch the murdering greaser!”

ATB: Draw pistol and engage the racks 15 shots for 11 targets, extra on the cowboy . Make pistol safe on horse, move to the hay bale and pick up rifle, clean any plates remaining on racks then alternate buffalo for total of ten rounds. Make rifle safe and pick up shotgun, engage shotgun targets on the way to the left horse.

Make pistol safe then holster and retrieve your long guns and proceed to the unloading table. Magazines will be picked up by the brass pickers.



Round Count
10 Rifle
15 Pistol
6 Shotgun

Wild Bunch Stage # 2



“El Cheevito”

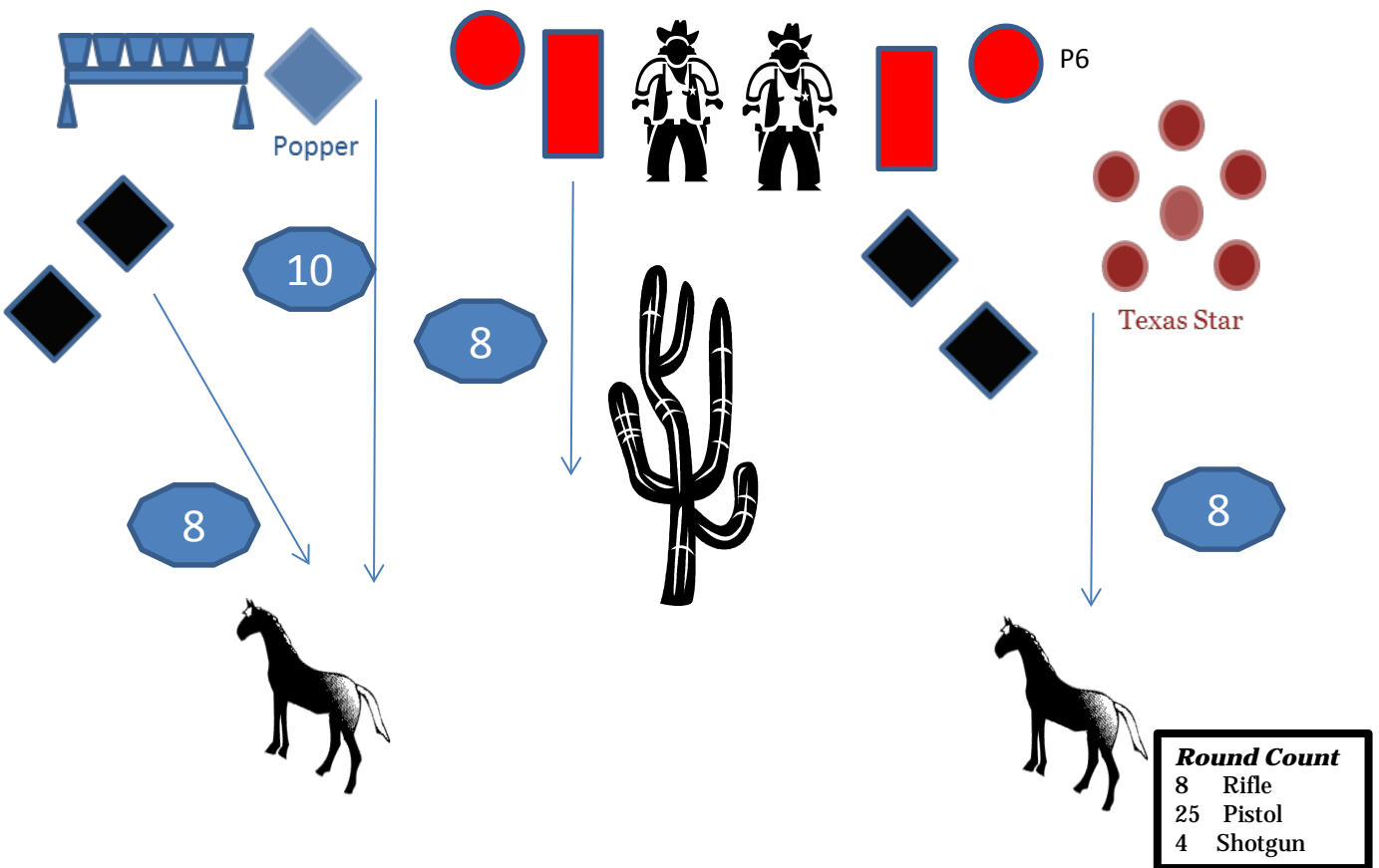
The Mexicans around Hermanas, NM called Billy the Kid, El Cheevito. One night up rides a Mexican name of Romero, says El Cheevito’s been run out of town, sure enough the McSween boy’s done it. Told in “Nobody’s all Bad” by W.R. Burnett.

Staging: Rifle loaded 8 rounds on the left horse
Pistol loaded 5 rounds holstered
Shotgun loaded with 4 rounds (or as many as the magazine will hold)
staged on the left horse

Standing at the left horse holding the reins in both hands, shooter says; **“get Billy!”**.

ATB: Pick up the rifle and engage the rack in any order. Extra on popper. Make rifle safe. Pick up shotgun and engage the shotgun targets in any order. Make shotgun safe on right horse. Draw pistol and engage Star with 5 shots. If hands remain make up with shotgun on P6 Move to cactus and engage pistol targets through the cactus. 3 on the cowboys, 5 on the rectangles, 2 on the circles, any order.

Make pistol safe then holster and retrieve your long guns and proceed to the unloading table. Magazines will be picked up by the brass pickers.



Wild Bunch Stage # 3



“Something to remember her by”

1000 miles and nine years later Merritt rode back into San Miguel from Hachita, NM. In the past it had been a place to lay low, now the home of a little blue eyed girl he had never met. From Back Track by H.A. De Rosso.

Staging: Rifle loaded 9 rounds on the hay bale.

Pistol loaded 5 rounds holstered

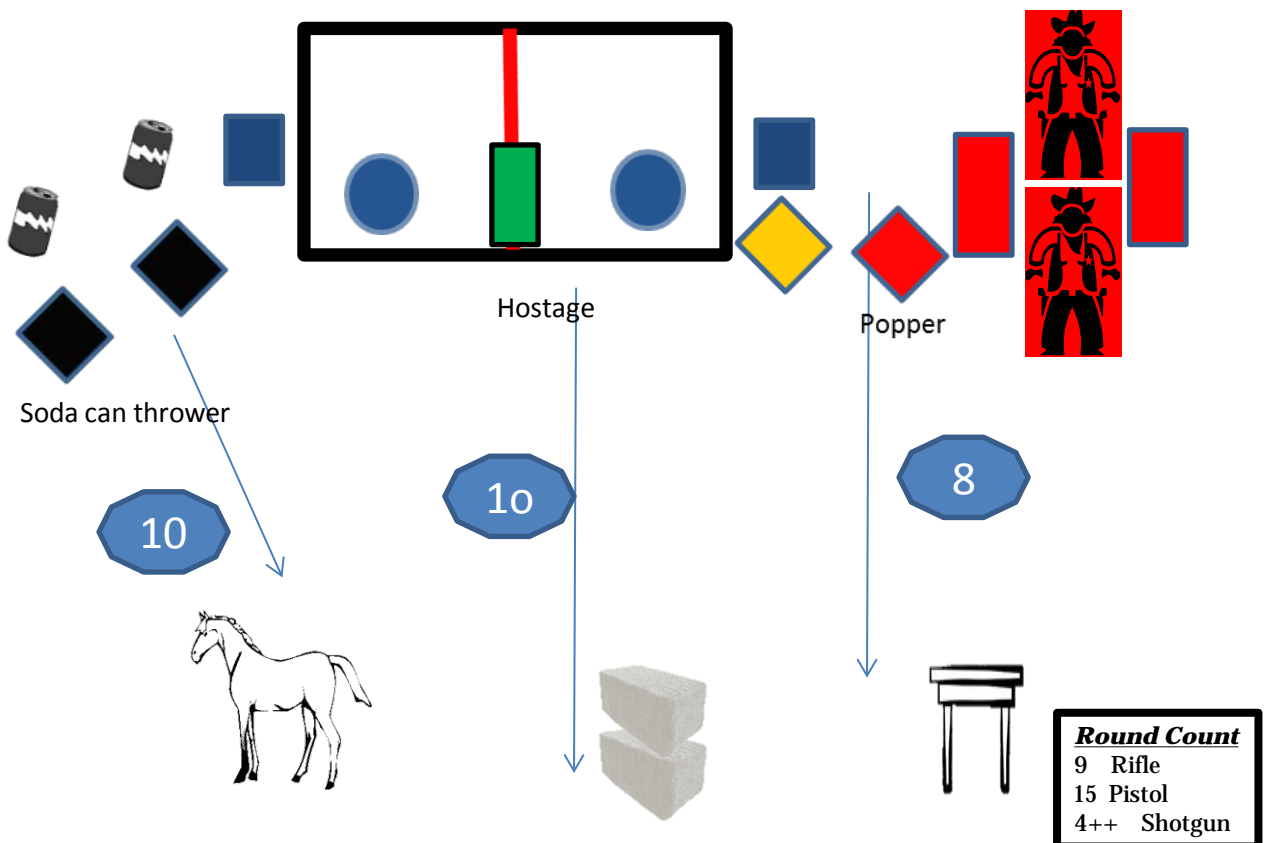
Shotgun loaded with 4 rounds (or as many as the magazine will hold)
held port arms.

Standing at the left gun horse with shotgun at port arms, the shooter says:

“Hello Anita!”

ATB: Engage the two shotgun targets in any order, 5 sec. Bonus for cans hit. Make shotgun safe. Move to the hay bale, pick up rifle and start the swinger, then double tap in any order the rifle targets. (NOT THE HOSTAGE) Make rifle safe, move to the table, draw your pistol and engage in a clockwise sweep triple tap cowboys, double tap rectangles for 15 rounds.

Make pistol safe then holster and retrieve your long guns and proceed to the unloading table. Magazines will be picked up by the brass pickers.



Wild Bunch Stage # 4



“the Progressive Era”

The changing frontier from 1890 to 1920, known as the Progressive Era began in the strife leading up to the Mexican Revolution, through the Woodrow Wilson presidencies to Henry Fords first production line in 1913. The following year seeing the overthrow of dictator Victoriano Huerta. The border continued to be the Wild Bunch’s security blanket.

Staging: Rifle loaded 10 rounds staged on the horse.

Pistol loaded 5 rounds holstered

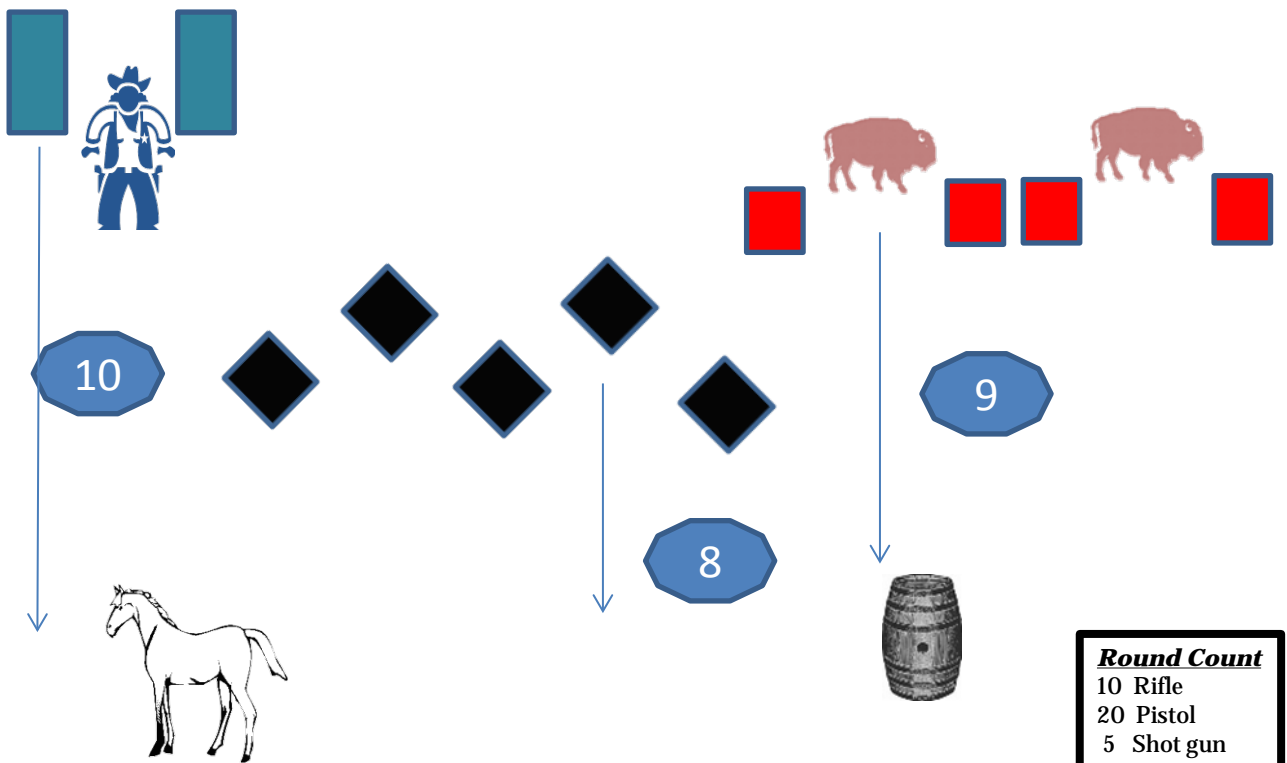
Shotgun loaded with 5 rounds (or as many as the magazine will hold)
staged on the horse

Standing at the horse, both hands on the reins, shooter says:

“Revolution!”.

ATB: Pick up the rifle and engage the rifle targets, 3 on the cowboy, 1 on each rectangle and repeat. Make the rifle safe on the horse. Pick up the shotgun and, engage the shotgun targets in any order. Make shotgun safe on the barrel. Draw pistol, engage the buffalo with 6 shots, the squares with two in any order.

Make pistol safe then holster and retrieve your long guns and proceed to the unloading table. Magazines will be picked up by the brass pickers.



Wild Bunch Stage # 5



“The Zimmerman Telegram”

January 1917, while the Wild Bunch still rode, British cryptographers deciphered a telegram sent to von Eckhardt, German minister to Mexico offering US territory to Mexico in return for joining the German cause. This is accredited as helping Woodrow Wilson to decide to formally declare war on Germany April 6 1917. Barbara Tuchman recounts the story in detail <https://www.archives.gov/education/lessons/zimmermann/>

Staging: Rifle loaded 8 rounds on the rear horse
Pistol loaded 5 rounds holstered
Shotgun loaded with 5 rounds (or as many as the magazine will hold)
on the hay bale

Standing at the rear horse holding telegram, the shooter says: **“Safe for democracy”**.

ATB: Engage the rifle targets with a double tap in any order, Move to the front horse WITH RIFLE and make safe. Draw pistol, engage the pistol targets in any order 3 shots on the circles, four on the squares. Move to the hay bale and make pistol safe. Pick up the shotgun and engage the targets in any order.

Make pistol safe then holster and retrieve your long guns and proceed to the unloading table. Magazines will be picked up by the brass pickers.

