

STAGE # 1

THE WISTFUL WIDOW OF WAGON GAP

Sponsored by Mortenson Silver and Saddles



Chester Wooley and his partner Duke Egan are traveling salesmen who stop in the town of Wagon Gap. Upon their stop deadbeat and petty criminal Fred Hawkins is killed and the murder is falsely pinned on Wooley and he is going to be sent to the gallows. An old local law allows Wooley to take on all of Hawkins debts and his responsibility to his family (7 kids and a mean wife). The Widow Hawkins is working Wooley all day and at night he must work the Saloon to pay off Hawkins debt to the owner Jake Frame. The Widow has a plan to wear down Wooley to get him to marry her. The town makes Wooley the Sheriff as they find out no harm will come to him as no one wants to take on the debt to the Widow Hawkins. Both Duke and Wooley start a false rumor "That the Railroad has offered The Widow Big Money for her ranch to make way for the railroad." Now everyone wants to kill Wooley with hope to marry the Widow and inherit the money. Jake Frame confesses he really killed Hawkins trying to get the money as well. This now clears Duke and Wooley so they may move on to California as they had planned from the start. As this comes to a close the widow then tells everyone she had been offered a large sum of money by the railroad.

Staging: Rifle loaded with 10 rounds in the left window of the saloon

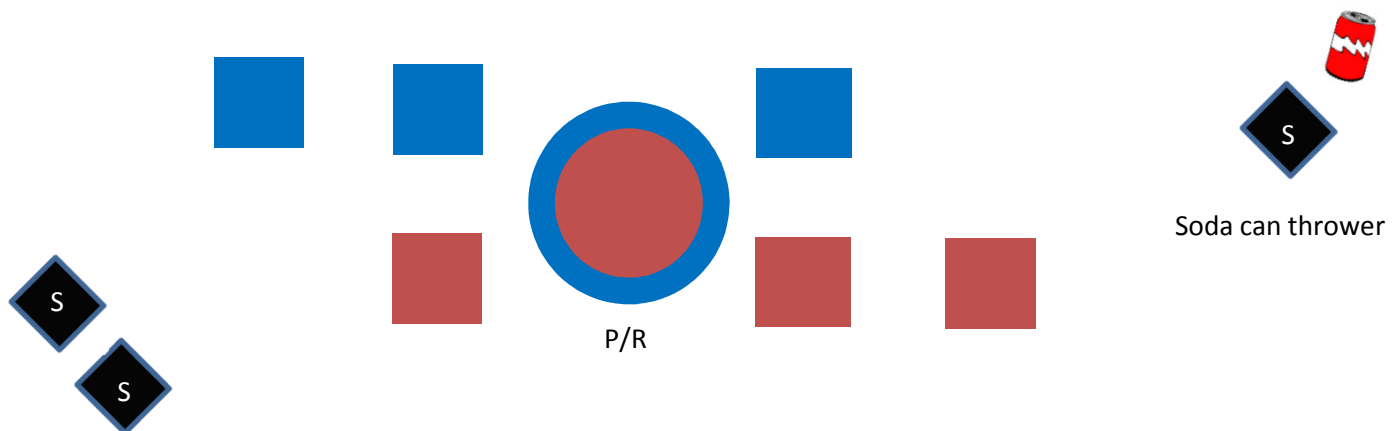
Shotgun open and empty on the bar

Pistols loaded 5 rounds each holstered

Starting Position: Standing in the left saloon window hands on the side window frame on marks shooter says "I 'll See You Get Life or Even Longer"

ATB: Pick up your rifle and put 3 shots on the 3 square targets and the last shot on the round target

No Triple Taps. Make rifle safe. Move through the door to the bar and pick up your shot gun and shoot the soda can thrower and the 2 shot gun targets in any order. Make shot gun safe. With your pistols repeat the rifle instruction.



Round count
10 rifle
10 pistol
4+ Shotgun

STAGE # 2

SHANGHAI NOON



Sponsored by Cheyenne Mountain Outfitters

In 1881, Chon Wang (pronounced as John Wayne) is a Chinese Imperial Guard in the Forbidden City. After Princess Pei-Pei for whom Wang has affection, is abducted and taken to the United States, the Emperor sends three of his guards along with the Royal Interpreter to retrieve her. Wang's uncle, offers to allow Wang to come help with the baggage, the Captain agrees in the hopes that the "foreign devils" would get rid of Wang. Roy O'Bannon is an outlaw who, with his gang, hijacks the train Wang is on. When Wallace, a new member of Roy's gang, kills Wang's uncle, Wang chases the outlaws down. However, the gang is well-armed and Wang's only choice is to unhinge the cars and get away on the engine. In the process, Wallace takes over the gang from Roy, and they leave him buried up to his chin in the desert sand.

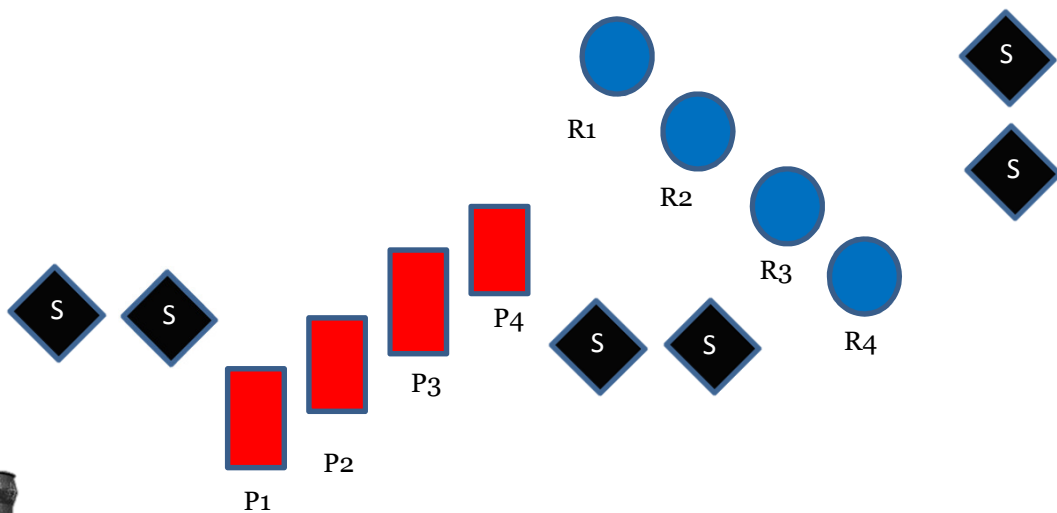
Staging: Pistols 5 rounds each holstered.

Rifle 10 rounds staged at the middle of the rail car.

Shotgun open and empty at left end of the rail car

Starting Position: Standing at the back of the train holding the coupler bolt in both hands shooter says "Hey Roy Don't Worry About a Thing I Got You Covered"

ATB: Move to the train car by your shot gun and shoot the pistol targets in a Yuma Sweep P1, P2,P3,P4,P3,P2,P1,P1,P1 holster pistols and pick up shot gun and shoot the 2 left shot gun targets in any order. Move to the your rifle and shoot the 2 shotgun targets in front of you in any order. Make shot gun safe and pick up your rifle and shoot the rifle targets in a Yuma Sweep. R1,R2,R3,R4,R3,R2,R2,R1,R1,R1 make rifle safe. Pick up shot gun and move until shot gun targets are in sight and shoot 2 shotgun targets in any order.



<p>Round Count 10 Rifle 10 Pistol 6+ Shotgun</p>
--

STAGE #3 THE RIDICULOUS 6

Sponsored by Pecos Pav and Jersey Sue



A calm man named Tommy Stockburn is raised by Native Americans, where he is named "White Knife", due to his expertise with knives. Tommy sets out on his quest to find his father Frank. During his quest, Tommy discovers that he has 5 half-brothers; Mexican burro rider Ramon, the mentally challenged yet happy-go-lucky Lil' Pete, the feral mountain-man Herm who speaks incomprehensibly, the guilt-ridden drunkard Danny who was Lincoln's body guard and a saloon pianist named Chico. A bandit named Cicero holds Frank for a \$50,000 ransom. But when Tommy arrives with the money Frank double crosses them, revealing that he was in cahoots with Cicero for an easy \$50,000. Tommy then reveals that their group also has a Plan B: a hidden bomb inside the bag containing the ransom money.


Staging: Rifle loaded 10 rounds staged on the gun horse

Pistols loaded 5 rounds each holstered.

Shotgun open and empty staged on the ore cart.

Starting Position: Standing at the teepee holding the saddle bags with the dynamite in it shooter says ***"There Is Something Special In That Bag, Plan B"***

ATB: Drop the saddle bags and move to the gun horse and pick up your rifle and put 3 shots on either buffalo and then 1 shot on each square and repeat starting on the other buffalo. Make rifle safe and move to the ore cart and pick up your shot gun and shoot the 2 shot gun targets to the right of the Mine. Move to the entrance of the mine and shoot 2 shot gun targets to the left of the mine make shot gun safe. With your pistols shoot the plate rack with your first 5 shots and then the square for 5 shots. Misses will not be counted on the plate rack misses will be counted on the square. **There will be a 1 second bonus for each plate knockdown.**



STAGE # 4
MAVERICK
Sponsored by Jersey Kid



Bret Maverick, Annabelle Bransford and Zane Cooper search for the \$25,000 entrance fee, for half million dollar Riverboat poker tournament. Facing various challenges, including Hanging, Rattlesnakes, Thieves, Indians, Russians, the trio make their way to the Riverboat for the final Round. The Commodore of the boat (James Coburn) is given four 8s Angel(Alfred Molina) is given a low straight flush Maverick notices the dealer bottom dealing and protest the conduct. Eventually receiving one card from the top of the deck. It is the Ace of Spades, Maverick wins with a Royal Flush. An enraged Angel says “you miserable, cheatin son of a bitch” draws his gun along with his three stooges in the crowd, and are gunned down in succession by Cooper and Maverick.

Say the line “***You Miserable, Cheatin Son Of A Bitch***”


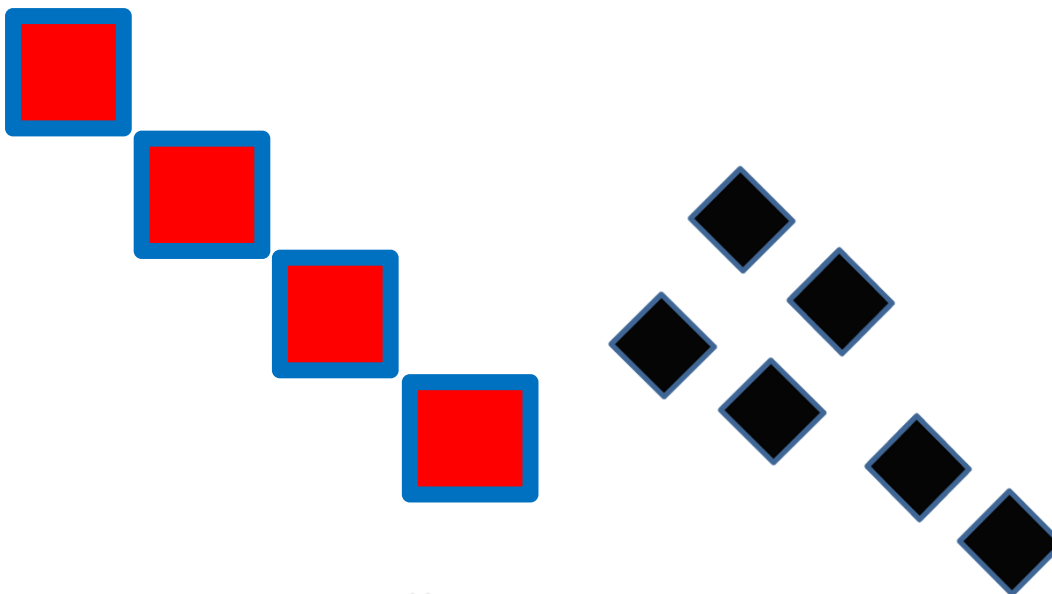
Staging: Pistols loaded 5 rounds each holstered.

Rifle loaded 10 rounds staged in left window of the Gambling House

Shotgun open and empty in hand standing at the right gun horse

Starting position: Standing at the right gun horse with shot gun in hand shooter says: ***You Miserable, Cheatin Son Of A Bitch***”

ATB: With shotgun shoot the 2 targets in front of you, move to the window where your rifle is staged and make shot gun safe. With your rifle start a 2,4,6,8 sweep on the 4 targets from either direction. Make rifle safe and continue the sweep with your pistols. Holster and pick up your shotgun and move to the door and shoot 2 shot gun targets then move to the window and shoot 2 shotgun targets in any order.



STAGE # 5

SON OF PALE FACE

Sponsored by Long Hunter Shooting Supply



Peter "Junior" Potter has graduated from Harvard and now heads west to the town of Sawbuck Pass to claim his Daddy's fortune. He also discovers to his horror that practically everyone in town claims to be owed a debt, and that his father's treasure chest is empty. Junior stalls the townsfolk's for as long as he can, continually making allusions to his wealth. He makes the acquaintance of a singing cowboy named Roy and a sexy saloon performer with the masculine name of Mike, who has to fend off Junior's persistent advances. Meanwhile, a mysterious masked bandit known only as "The Torch" has been leading midnight raids. What the wise-cracking, clueless Junior doesn't know is that the object of his affections, Mike, is in fact The Torch, and that Roy is a government agent with a lever action rifle hidden in his guitar case, and is bent on capturing her.



Staging: Shotgun open and empty in the right window of the Barber shop

Rifle loaded with 10 round's in the guitar case

Pistols loaded 5 round each and holstered.

Starting Position: Shooter starts sitting on the barber chair holding rope in both hands and shoots while sitting on the barber chair. Shooter says "Gee Dad It's a Winchester, If We Had a Base Fiddle We Could Hold This Fort All Winter"

ATB: Sitting on the barber chair pick up your rifle from the guitar case on the left or right. With your rifle shoot the outer square targets with 2 shots each and the center square target with 1 shot then the last 5 shots on the tombstone rack. Misses on the tombstone rack are not counted as misses. Make rifle safe in either window. **Shooters choice is pistol or shot gun next.** With your shot gun shoot the 4 shot gun targets in any order if any plates are left on the tombstone rack shoot the popper that many times. Make shot gun safe. Move to the left window and with your pistols shoot p1,p3,p2,p1,p3 or p3,p1,p2,p3,p1 and repeat instructions. Or make rifle safe in the left window and shoot pistols then move to the right window for shot gun.



Round Count
10 Rifle
10 Pistol
4+ Shotgun

STAGE # 6

SUPPORT YOUR LOCAL SHERIFF

Sponsored by Colorado Mountain Hat Company

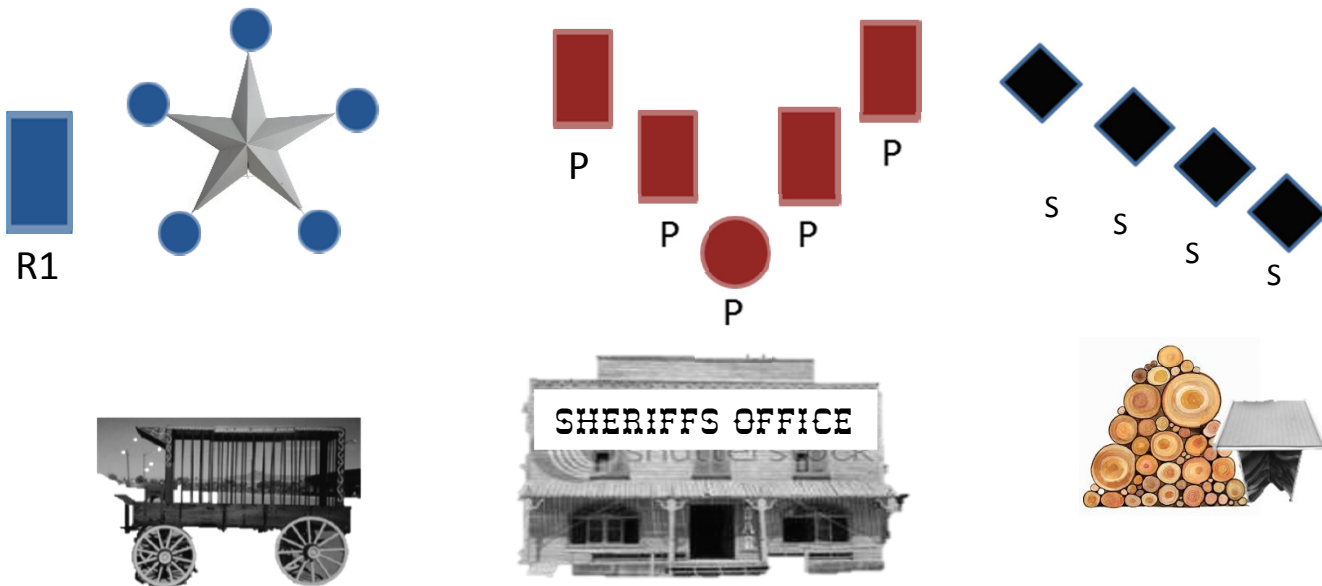


On his way to Australia, frontier opportunist Jason McCullough stumbles into a small gold rush town and decides to earn a little extra pocket money by accepting a temporary assignment as their sheriff. McCullough manages to turn the towns into his deputy. Now he must outsmart the dreaded Danby gang led by Paw Danby and his son Joe and fend off the advances of the mayors daughter . Jason has Joe Danby locked up in the jail cell when he notices the Danby gang, in force, walking down the street toward the jail to free Joe. He walks to the door and hollers “**Hold it, your under arrest, throw down your weapons and I’ll accept your surrender**”. The Danby gang refuses and the fight is on. Jason has to shoot and move!

Staging: **Pistols loaded 5 rounds each holstered**
 Rifle loaded with 10 rounds on the prison wagon
 Shotgun open and empty at the wood pile.

Starting Position: Standing behind banner facing gang. When ready holler “**Hold it your under arrest, throw down your weapons and I’ll accept your surrender**”

ATB: Move to wagon and pick up rifle. With rifle shoot the square plate R1 first and then alternate shots on the Sheriff Star and R1 for 10 shots. **Plates left on star are not a miss. Misses on R-1 will be counted as misses. There is a 1 second bonus for each star shot off.** Make rifle safe and move to the left window of the jail. With pistols shoot 5 rounds from the left window and 5 rounds from the right window putting 2 shots on each target. **Only the circle can be double taped.** Holster pistols and move to shotgun at the woodpile. Shoot 4 shotgun targets in any order.



Round Count
10 Rifle
10 Pistol
4+ Shotgun

STAGE # 7

A MILLION WAYS TO DIE IN THE WEST

Sponsored by Cody Conagher

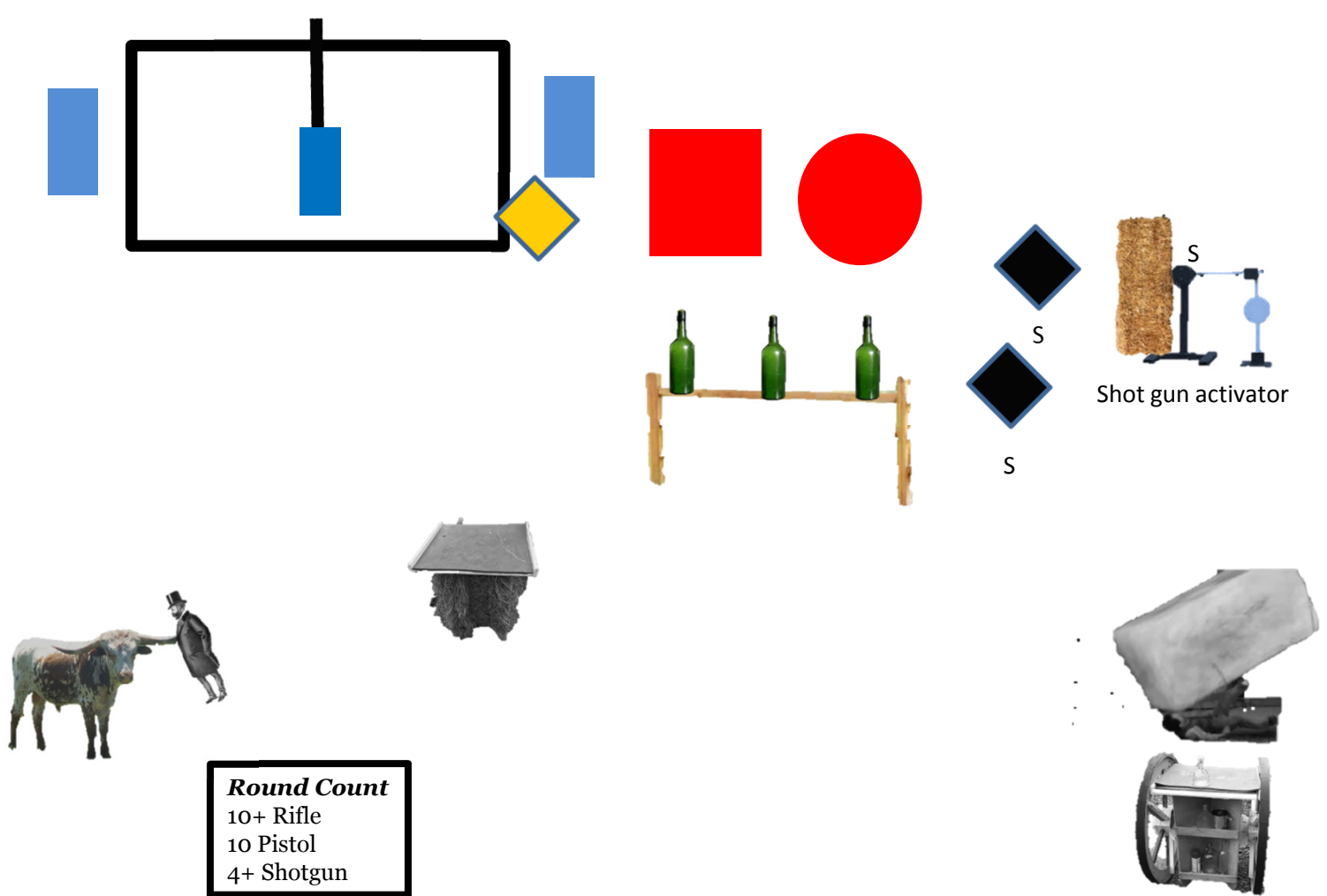


In 1882, in the town of Old Stump sheep farmer named Albert Stark talks with a friend about all the ways you could die in the Old West. An infamous outlaw Clinch Leatherwood robs and kills an old prospector for a gold nugget. He orders his right-hand man Lewis to escort his wife Anna to Old Stump to lie low while he continues his banditry. Lewis and Anna arrive in Old Stump under the guise of two siblings intending to build a farm, but Lewis is arrested after shooting the Pastor's son in a saloon. During the ensuing fight in the saloon, Albert saves Anna from being crushed to death by two of the brawlers, and the two become close friends. They attend a county fair where Louise's new boyfriend, the haughty Foy challenges Albert to a shooting contest. Albert is defeated, but Anna steps in and defeats Foy. Foy mocks Albert, who angrily challenges Foy to a duel in a week's time. Anna then spends the week teaching Albert how to shoot. He retires to the saloon, but Clinch arrives and demands to know who kissed his wife. When no one comes forward, Clinch shoots a nearby cowboy. He reveals that Anna is his wife and threatens to continue killing unless his wife's lover duels him at noon the next day.

Staging: Shotgun open and empty on the Medicine Show wagon
 Rifle loaded 10 rounds staged on the hay bale
 Pistols loaded 5 rounds each holstered.

Standing with both hands holding the rope shooter says ""

ATB: Pull the rope to release the block of ice. Pick up your shotgun and knock down the shot gun target activator and knock off the plate and the 2 shot gun targets in any order and make safe move to the hay bale and with your rifle knock down the swinger activator **(if missed you must continue shooting until the swinger is activated if missed you may reload as needed to shoot the sweep)**. Then do a 4,1,4 sweep from either side. Make rifle safe and move to the fence. With your pistols put 4 shots on the square and 2 shots on the circle and 4 shots on the square.



<p>Round Count 10+ Rifle 10 Pistol 4+ Shotgun</p>

STAGE #8 THREE AMIGOS

Sponsored by Caravan West Productions



The Three Amigos, Lucky Day, Dusty Bottoms and Ned Nederlander are washed up silent movie era actors. They accept an invitation to perform their bandit fighter show in Old Mexico, unaware that this is for real. El Guapo the bandit gang leader terrorizes the town of Santa Poco, and abducts the beautiful Carmen, taking her to his Villa. The Three Amigos are captured in El Guapo's Villa The German, who is providing El Guapo with arms, recognizes Ned and challenges Ned to a Duel. And says "I've Vaited For Years For Zis Moment" Ned wins the draw and the shootout begins

Staging: Rifle loaded 10 rounds on the wanted poster table.


Pistols loaded 5 rounds each holstered

Shotgun open and empty in the window of the hacienda

Starting Position: Standing at the right gun horse hands on pistols or in the hacienda window with hands on pistols.

Shooters Choice: You may start with your shot gun or pistols first

ATB: If pistol is shot first. Shoot pistol targets in a 1-2-2 sweep starting on an outside target and repeat a 1-2-2 sweep from the other outside target with second pistol. Move to rifle and shoot a Missouri Hillbilly sweep starting on either side do a continuous sweep double tapping the ends then make rifle safe. Move to hacienda window and shoot 2 shotgun targets from the window any order then move to the door and shoot 2 shot gun targets in any order make shot gun safe. If shot gun is shot first start at the hacienda window hands on pistol, shoot shotgun, then rifle, then shoot pistol targets.



Round Count

Rifle 10
Pistol 10
Shot gun 4+



STAGE # 9 FRISCO KID

Sponsored by Dead Eye Dutch

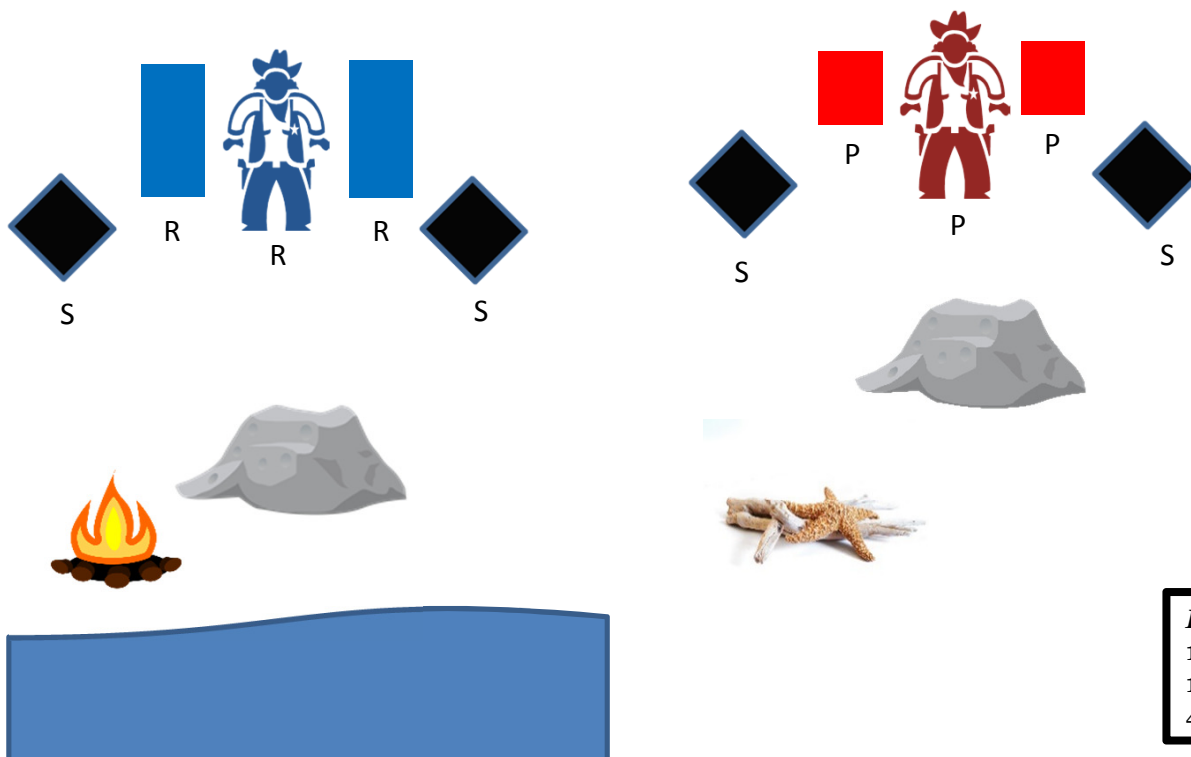
Rabbi Avram Belinski (Wilder) arrives in Philadelphia from Poland en route to San Francisco where he will be a congregation's new rabbi. He has with him a Torah scroll for the San Francisco synagogue. Belinski, an innocent, trusting, and inexperienced traveler, falls in with three con men, the brothers Matt and Darryl Diggs and their partner Mr. Jones, who trick him into helping pay for a wagon and supplies to go west, then brutally rob him and leave him and most of his belongings scattered along a deserted road in Pennsylvania. Still determined to make it to San Francisco, Belinski boards a train west where he is befriended and looked after by a stranger named Tommy Lillard (Harrison Ford), a bank robber with a soft heart who is moved by Belinski's helplessness and frank personality, despite the trouble it occasionally gives him. While stopping in a small town not too far from San Francisco, Belinski encounters the Diggs brothers and Jones again. He gets into a fight with the three of them and, after taking a beating, is rescued by Lillard, who takes back what they had stolen from Belinski and more besides.

Seeking revenge, the three bandits follow the pair and ambush them on a California beach where they have stopped to bath and a firefight ensues. Tommy shoots Jones dead and creases Matt Diggs, who flees the scene. Darryl throws the Torah in the campfire and goes for a gun in the sand. **Belinski saves the Torah** and then experiences a crisis of faith when he is forced to kill Darryl Diggs in self defense after Darryl wounded Tommy.

Staging: Two pistols loaded with 5 rounds each holstered .
Rifle loaded with 10 rounds on left rock.
Shotgun, open and empty, on left rock.

Starting Position: Standing anywhere in the ocean holding the Torah. When ready shooter says **“Time for some come uppance boys”**

ATB: Place Torah next to the campfire, move behind rock and pick up rifle. Shoot the rifle targets starting with one shot on the cowboy and double tapping rectangles, repeat instructions. Make rifle safe and pick up shotgun. Shoot the 2 shotgun targets in front of the left rock in any order. Move to the rock on the right. Shoot the 2 shot gun targets in front of the right rock. Make shot gun safe . With your pistols shoot the pistol targets starting with double tapping the squares first, and then 1 shot on the cowboy. Repeat instructions with second pistol.



Round Count
10 Rifle
10 Pistol
4+ Shotgun

STAGE # 10 WAY OUT WEST

Sponsored by Gunpowder Creek Trading Post



Stan and Ollie came across a dying goldminer. He asked the two to please bring his goldmine deed to his daughter Mary Roberts in Brushwood Gulch. The hap hazard two walk most of the way until flagging down a stage coach and getting a ride. They accidentally insult a women on the stage who turns out to be the wife of the local sheriff. He warns the two to leave town.....Now! Stan and Ollie enter Mickey Finn's Saloon and meets the owner Mickey and tells them why they are here. Mickey finds out neither of the two know what Mary Roberts looks like! Mickey Finn then enlists help from his wife and showgirl Lola to flimflam the two and get the gold mine deed! After the map has been handed over to the wrong woman Stan and Ollie find the real Mary Roberts and now need to get the deed back from the imposters! This now starts a comedy of antics to retrieve this document.


Staging: Shotgun open and empty staged on the rock

Rifle loaded 10 rounds held in hand at the Travois

Pistols loaded 5 rounds each holstered

Starting Position: Standing at the travois with rifle in hand shooter says “Now That You got The Mine I'll Bet You'll be a Swell Gold Digger”

ATB: With your rifle shoot a Big Whiskey Sweep a 2,3,5 sweep starting on either end. Make rifle safe and move to the rock by the sign. Pick up your shot gun and shoot the 4 shot gun targets in any order. Make shot gun safe. Move to the TNT barrel and with your pistols repeat the rifle instructions.



Round Count

10 rifle
10 Pistol
4+ Shotgun

THE JACKSON HOLE MINE