

Stage # 1

Bronco Joan's question



10 Pistol, 10 Rifle, 2 + Shotgun

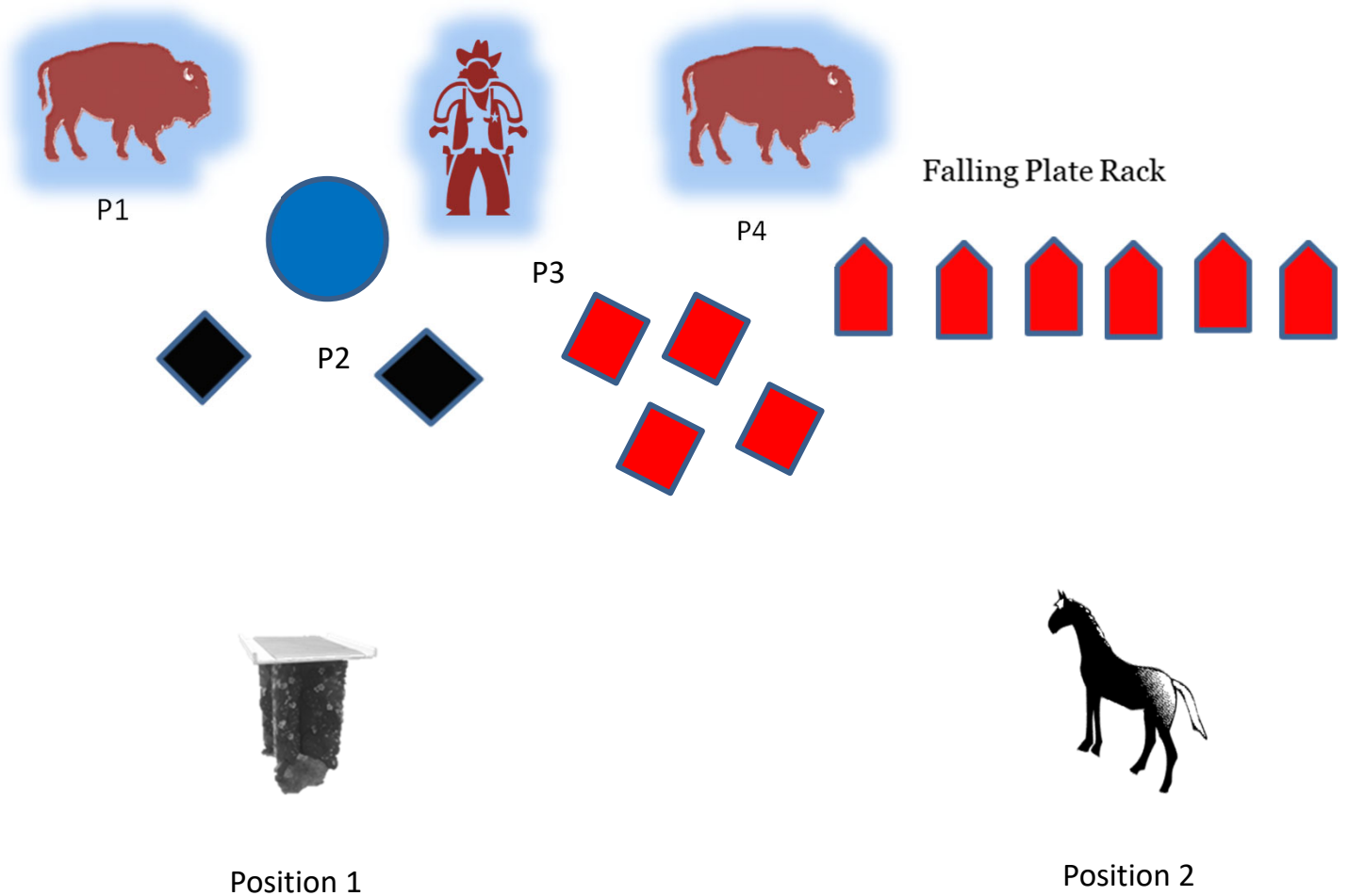
Staging Rifle loaded with 10 rounds staged safely
Pistols loaded with 5 rds. each holstered
Shotgun staged anywhere safely

Starting position; Standing anywhere at the ready (not touching guns or ammo) shooter may indicate ready by saying “**what?**” rifle **CAN** be last

ATB: Rifle at position 2 : knockdown 10 targets

Pistol at position 1: first 5 rounds, double tap p2, then single tap P1-P3-P4.
Repeat with next 5 rounds

Shotgun at position 1: knock down 2 shotgun targets any order, then any rifle targets can be made up with shotgun



Stage # 2

Gringo's fault



10 Pistol, 10+1 Rifle, 6+ Shotgun

Staging anywhere safely, pistol holstered

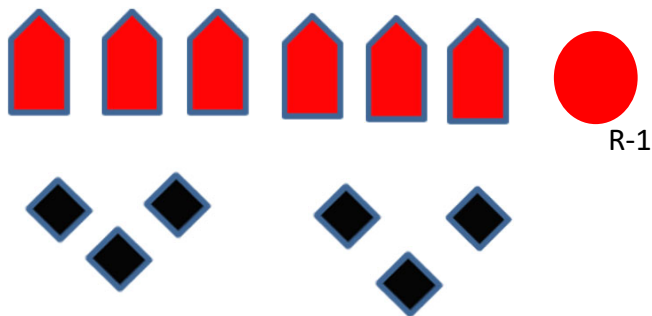
Starting position: Shooter starts standing behind a position, surrender position. When ready shooter may indicate ready by saying **“who? me?”**

ATB:

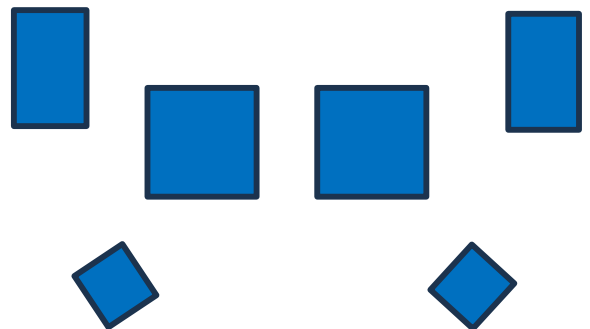
Rifle at position 1, start on rack, alternate between knockdown and R-1 for 10 rounds, then reload and knockdown last plate. Rifle **CAN** be last, Knockdown plates left standing can be made up with shotgun

Pistol at position 2, engage a knockdown and sweep targets, repeat with other knockdown and sweep opposite direction

Shotgun at position 1 engage 6 s/g targets and any remaining plate rack targets



Position 1



Position 2



Stage # 3

Flat Iron Frank's answer

10 Pistol, 10 Rifle, 4 + Shotgun

Staging: anywhere safely, pistol holstered

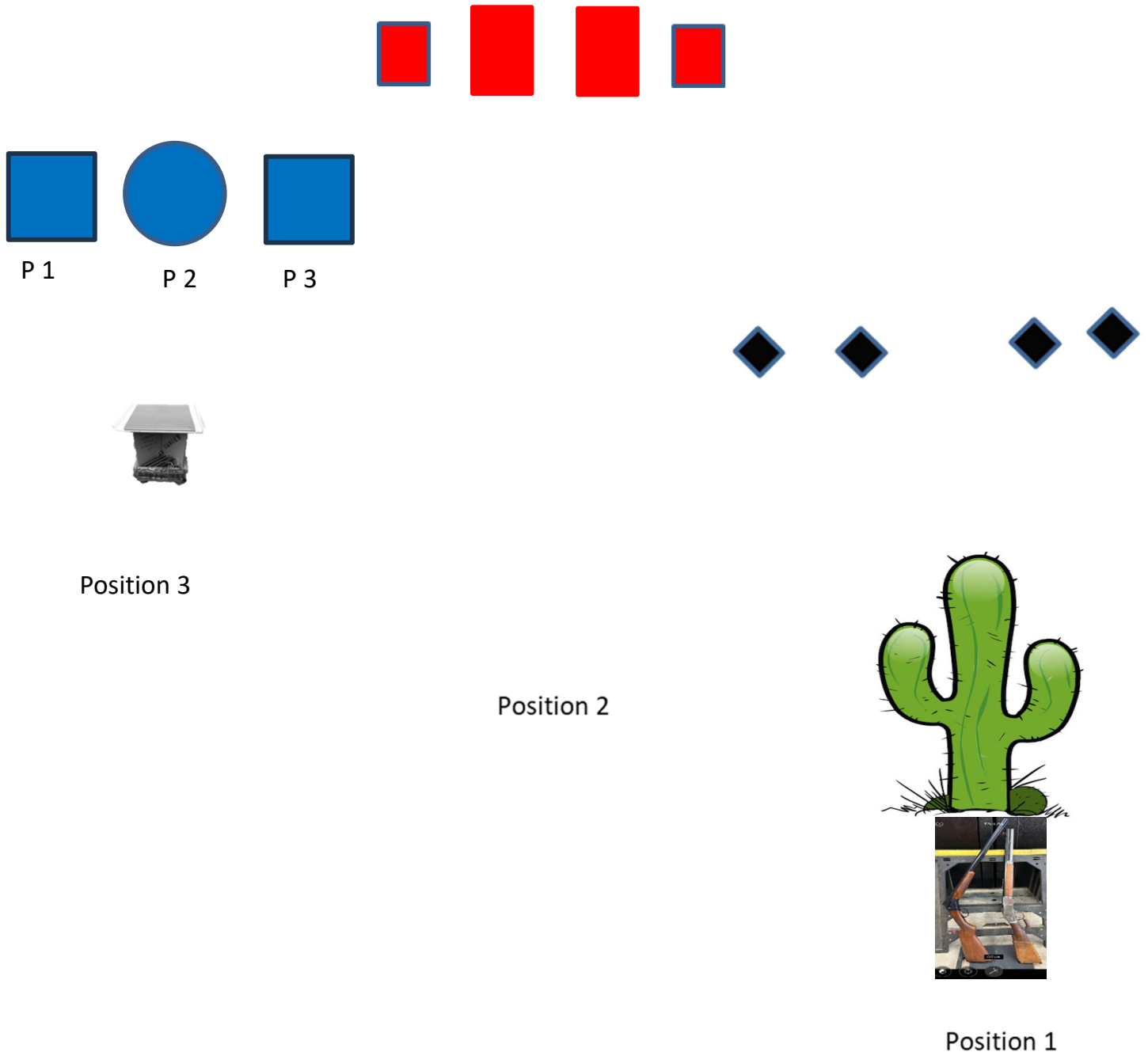
Starting position; Standing behind position 1, hands turned up with a questioning look, when ready shooter may indicate ready by saying: "I don't know?"

ATB

Shotgun from position 1 engage the 4 targets, 2 on each side of the cactus, makeups from side the targets initially were engaged

Rifle from position 2, reverse Lawrence Welk sweep either direction

Pistol from position 3; engage P targets 3 rounds on squares, 4 rounds on circle any order





Stage # 4

Peacemaker Reb's decision

10+5 *Revolver*

Start: At position 1 default, 5 rounds in your hand, Shooter may indicate ready by saying

“ Looks Good!”

On Signal: At position 1, **Pistol** :engage P targets with a Red Iron Bob sweep, single tap sweep targets from same side two times, then reload 5 rounds and repeat instructions



Position 1



Stage # 5

Peanut Reincarnated

10 *Revolver*, 10 *Rifle*, 4 +*Shotgun*

Start: At position 1 hands flat on table). Revolvers loaded with 5 rds. Each and holstered . Rifle loaded with 10 rds. and Shotgun staged safely . Long guns any order. Shooter may indicate ready by saying “**Duck!**”

On Signal: At position 1: knockdown 4 shotgun targets

At position 1: with rifle, sweep targets from left -1,3,2,3,1

At position 2: with revolvers repeat rifle instructions with P targets starting from right

Do not shoot the Duck or the Car!

