




Stage # 1

Wild Turkey



No holiday dinner is complete with out some turkey.
Sweetheart Sherry wants an old-fashioned holiday dinner and
sends Irishman Jim out to shoot a wild turkey.

Staging Rifle loaded with 10 rounds on the gun horse
Pistols loaded with 5 rounds each holstered
Shotgun open and empty on table

Starting position; Standing behind gun horse both hands cupped on mouth.
When ready shooter shouts turkey call “ **Gobble, Gobble, Gobble!**” **This stage will be shot Outlaw for AAC**

ATB: Pick up rifle and knock down the 5 plates on the falling plate rack. After knocking down the 5 plates put remaining shots on the turkey. 5 Second bonus if shooter knocks down the 5 plates with the first 5 shots. Any plates left standing are a miss and the shooter goes hungry. Make rifle safe on gun horse and move to the table.

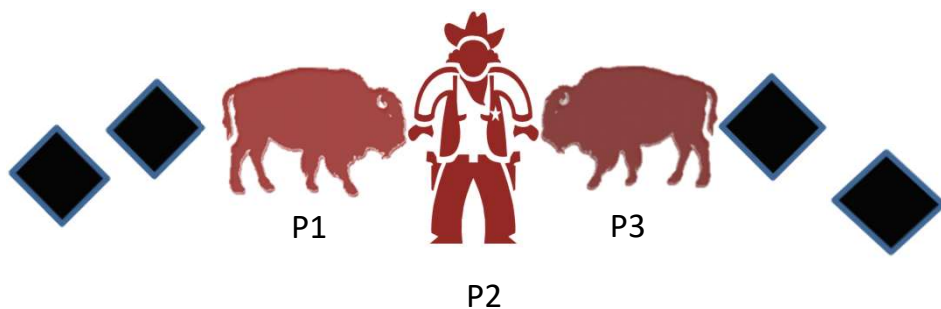

Shooters Choice; you can shoot the pistols or shotgun next.

Pistols; Put on shot on the cowboy and double tap each buffalo. With 2nd gun double tap each buffalo first and put last shot on cowboy..

Shotgun ; Knock down the 4 shotgun targets in and order.



Falling Plate Rack



| Round Count | |
|-------------|---------|
| 10 | Rifle |
| 10 | Pistol |
| 4+ | Shotgun |



Stage 2

November 2021

Tree Lighting

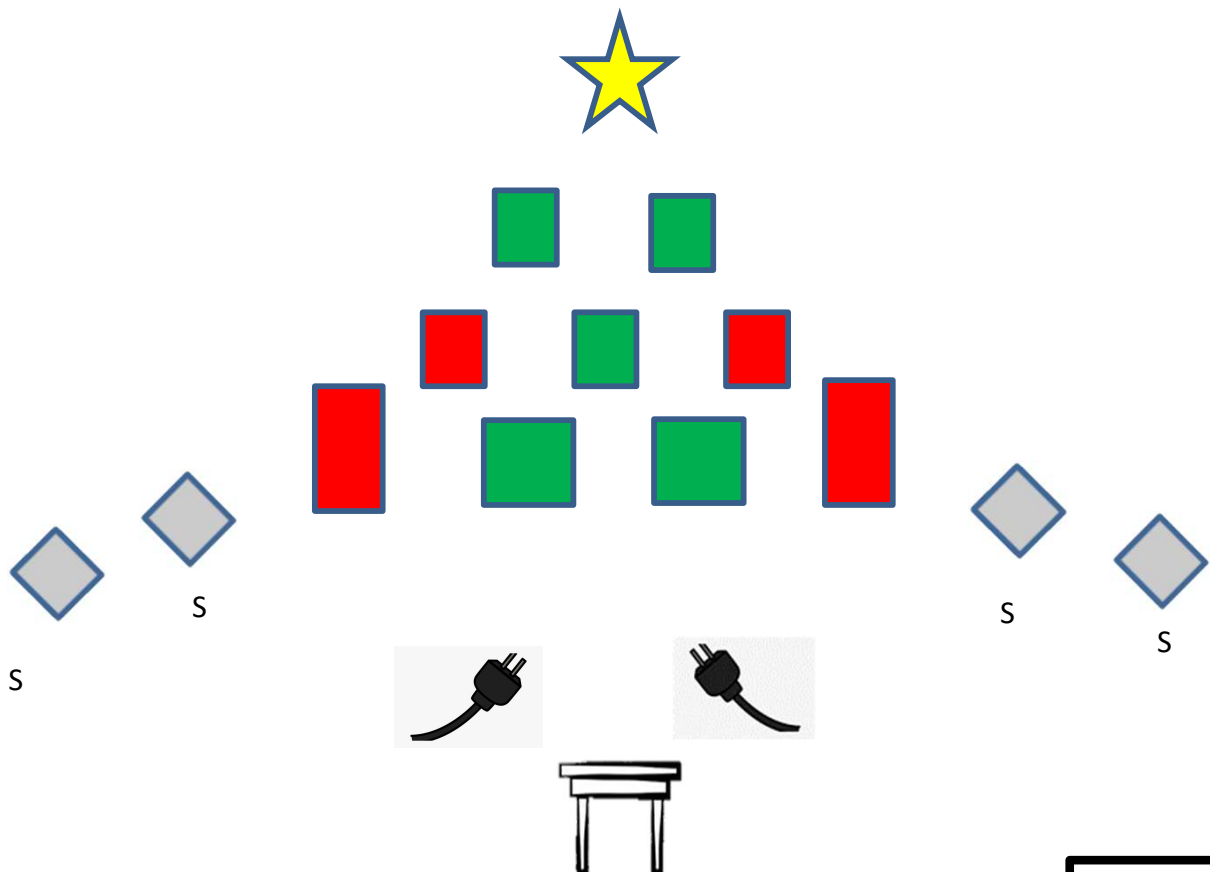


Clark Griswold is thrilled with his wonderfully decorated Christmas tree. He asks the family for a drum roll and plugs in the extension cord. Nothing happens and, in a rage, Clark decides to solve the problem by shooting all the decorations.

Staging: Two pistols loaded with 5 rounds each holstered .
Rifle loaded with **8** rounds on table.
Shotgun, open and empty, on table.

Starting Position: Standing behind table holding extension cords in both hands. When ready shooter says, "**Drum Roll Please**". **This will be shot Gunfighter for AAC**

ATB: Shooter plugs in cords and drops them on ground. Plug must go all the way in. Shooter's choice, you can start with pistol or rifle, shotgun shot last. Engage all the nine targets by shooting each target twice in any order. Double taps are allowed. Make rifle safe on table and holster empty pistols after shooting. With shotgun knock down the 4 SG targets in any order. 10 second penalty for shooting star.



Round Count
Rifle 8
Pistol 10
Shotgun 4+



Stage # 3

You'll Shoot Your Eye Out



Ralphie wants a new Red Ryder BB gun for Christmas. However, his mom, and even Santa, tells him he will shoot his eyes out.

Round Count 10 rifle – 10 pistol – 4+ shotgun

Staging Rifle on Rock Table
Shotgun on Jail Table
Pistols holstered

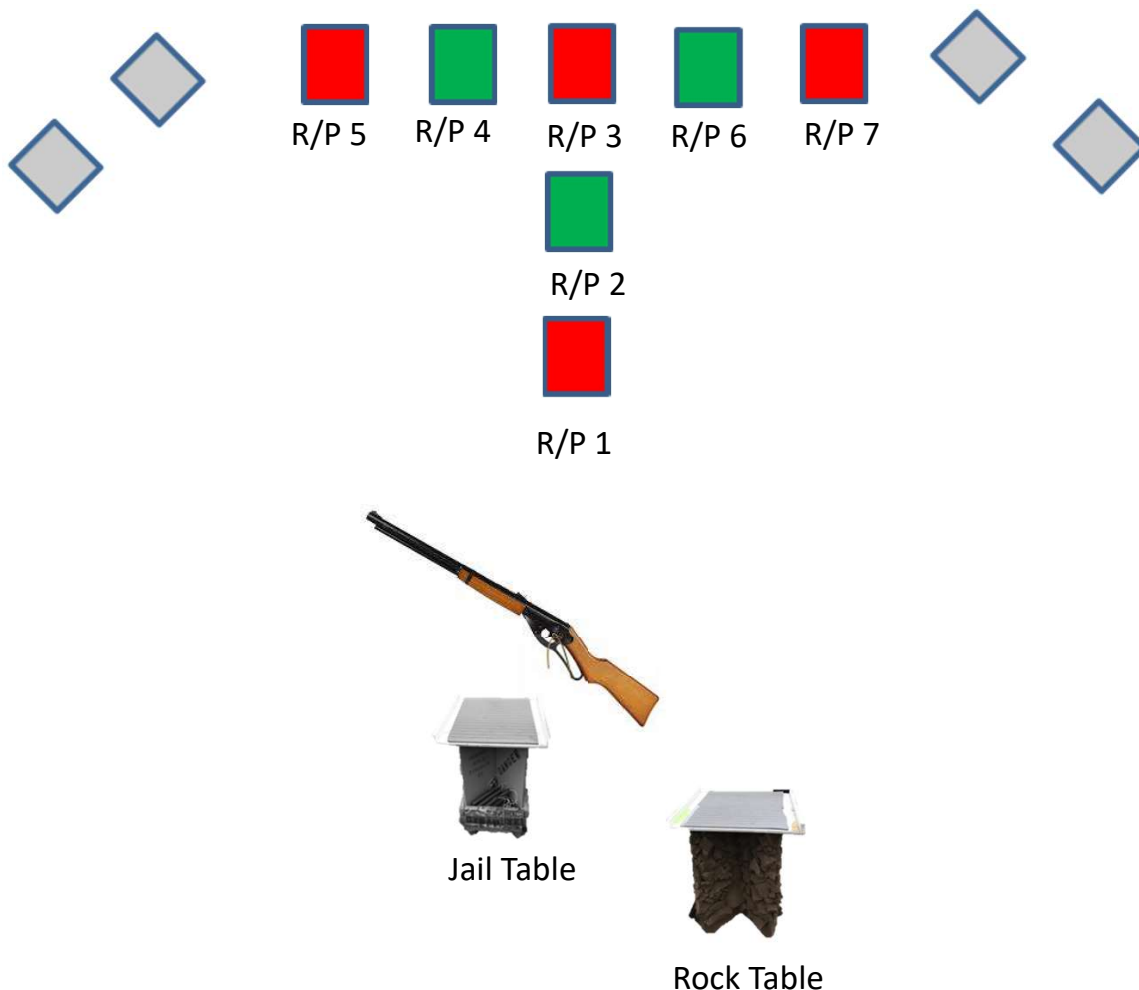
Starting position; Start at Rock table hands on Red Ryder BB Gun, shooter says “**you’ll shoot your eye out.**” **This will be shot 2 handed traditional for AAC**

ATB Pick up rifle and shoot R1, R2, R3, R4, R5, R1, R2, R3, R6, R7. Move and make rifle safe on jail table.

SHOOTERS CHOICE SHOTGUN OR PISTOL

With pistol, repeat rifle instructions.

Pick up Shotgun and Knock down the 4 shotgun targets.





Stage #4

Christmas Balls



Lisa and Mike did a nice job of decorating some delicate glass Christmas balls. They had three balls still to decorate but Mike decided to shoot them instead.


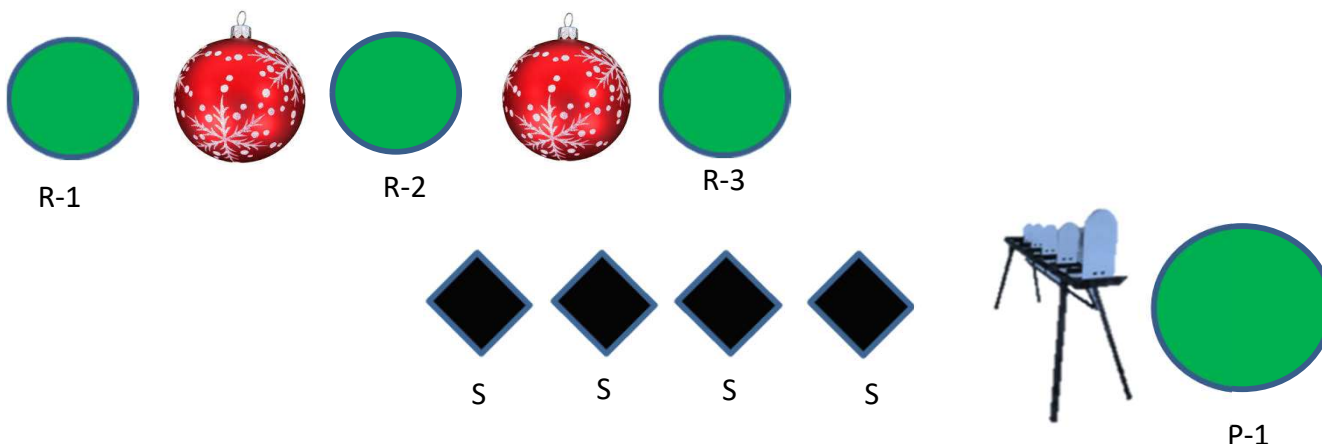
“Staging: Rifle loaded 10 rounds on table.

Pistols loaded 5 rounds holstered

Shotgun open and empty on the middle gun horse.

- Standing at the table holding up Christmas ball with both hands. When ready shooter says, **“Please don’t break my balls! *This will be shot Duelist for AAC*”**

ATB: Place the ball safely on table and pick up rifle. With rifle engage the **green** rifle targets with a Nevada Sweep starting with **P-1** for 5 shots, R1-R2-R-3-R2-R1 and with remaining 5 shots shoot a Nevada Sweep starting with **P-3** for 5 shots, R3- R2-R1- R2- R3. *Shooting a **red** Christmas Ball is a 10 second procedural penalty.* Make rifle safe and move to the gun horse where shotgun is staged. Pick up shotgun and knock down the 4 SG targets in and order. Make shotgun safe and move past the cactus and to the right side of it. With pistol(s) keep shooting tombstone rack until all the plates are down. Put any remaining rounds into the big ball P-1. Plates left standing are a miss.



Round Count

10 rifle
10 Pistol
4+ Shot gun

Slide 4

M1

Mike, 7/14/2020



Stage # 5

Frosty the Snowman



The kids built a snowman but did not have any coal or buttons to decorate it with. You decide to help decorate him with some lead.

Staging: Pistols loaded 5 rounds each holstered.

Rifle loaded 10 rounds staged on table. (JW 2 pistols loaded with 5)



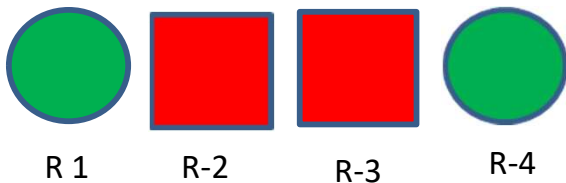
Shotgun open and empty on the gun horse

Starting Position; Shooter standing in front of the snowman between the trees hands on belt buckle. When ready shooter says, **“Let’s decorate Frosty!”** ***This stage will be shot Josey Wales. The 4 pistols must be shot gunfighter or duelist.***


ATB: Draw pistols and put one shot on the small circle and then double that the two large bottom circles. Repeat with 2nd gun.

Holster pistols and pick up rifle (**pistols if shooting JW**). With rifle start with putting one shot either circle, R1 or R4, and then double tap each square. With remaining 5 rounds shoot the other circle and double tap each square.

Make rifle safe on table and move to gun horse. Pick up shotgun and knock down the 4 SG targets.



Round Count
Rifle 10 or
Pistols 10 if JW
Pistol 10
Shotgun 4 +



Gun horse