



Stage # 1

May 2023



"It is foolish and wrong to mourn the men who died. Rather we should thank God such men lived."

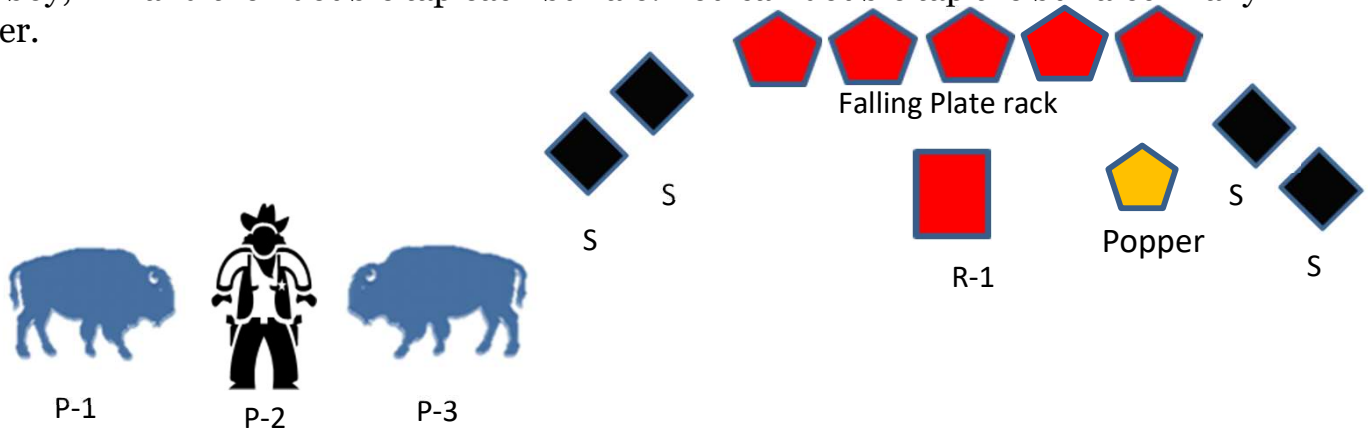
– George S. Patton

10 Pistol, 10 Rifle, 4+ Shotgun

Staging: Pistols loaded with 5 rounds each holstered.
Rifle loaded 10 rounds on the right table
Shotgun, open and empty, staged on the right table

Starting position: Standing behind the right table both hands holding rifle with both hands. When ready shooter says; **"Thank God such men lived!"**

ATB. Pick up rifle and start with one shot on the square, R-1, and then alternate shots on the falling plate rack going back to R-1 after each plate. *You must alternate shots, if you miss a plate do not keep shooting at it.* Make rifle safe and pick up shotgun. With shotgun knock down the 4 shotgun targets in any order. Plates left standing may be made up with the shotgun on the popper. Make shotgun safe on table and move to the left table. Draw pistol(s) and with pistols engage the 3 pistol targets in a Jackson Hole Sweep. Repeat instructions for next 5 rounds JHG Sweep is:; place 1st shot on the cowboy, P-2 and then double tap each buffalo. You can double tap the buffalos in any order.





Stage # 2

May 2023



“A hero is someone who has given his or her life to something bigger than oneself.”

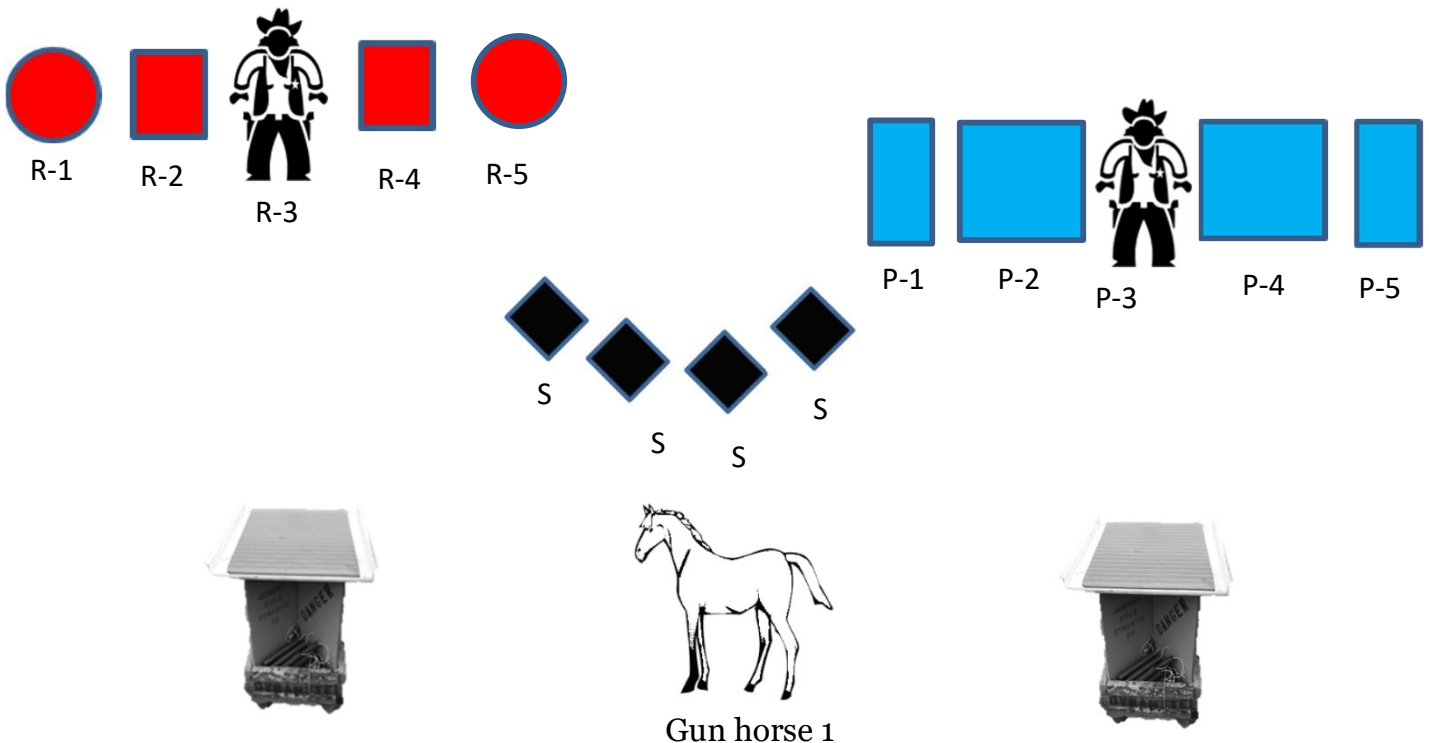
– Joseph Campbell

10 Pistol, 10 Rifle, 4+ Shotgun

Staging: Pistols loaded with 5 rounds each holstered.
Rifle loaded 10 rounds on the left table
Shotgun staged open and empty on the gun horse

Starting position: Standing behind left table saluting with one hand the other at your side. When ready shooter says; **“Something bigger than oneself.”**

ATB. Pick up rifle and engage 5 rifle targets as follows, inside/inside, outside/outside, middle for 5 rounds then repeat instructions. Shortcuts allowed. Make rifle safe on table. Move to gun horse. Pick up shotgun and with shotgun engage the shotgun targets inside/inside, outside/outside. Make up misses BEFORE moving to the next shotgun target. Make shotgun safe on gun horse and move to the table on the right. With pistols repeat rifle instructions.





Stage # 3

May 2023



"This nation will remain the land of the free only so long as it is the home of the brave."

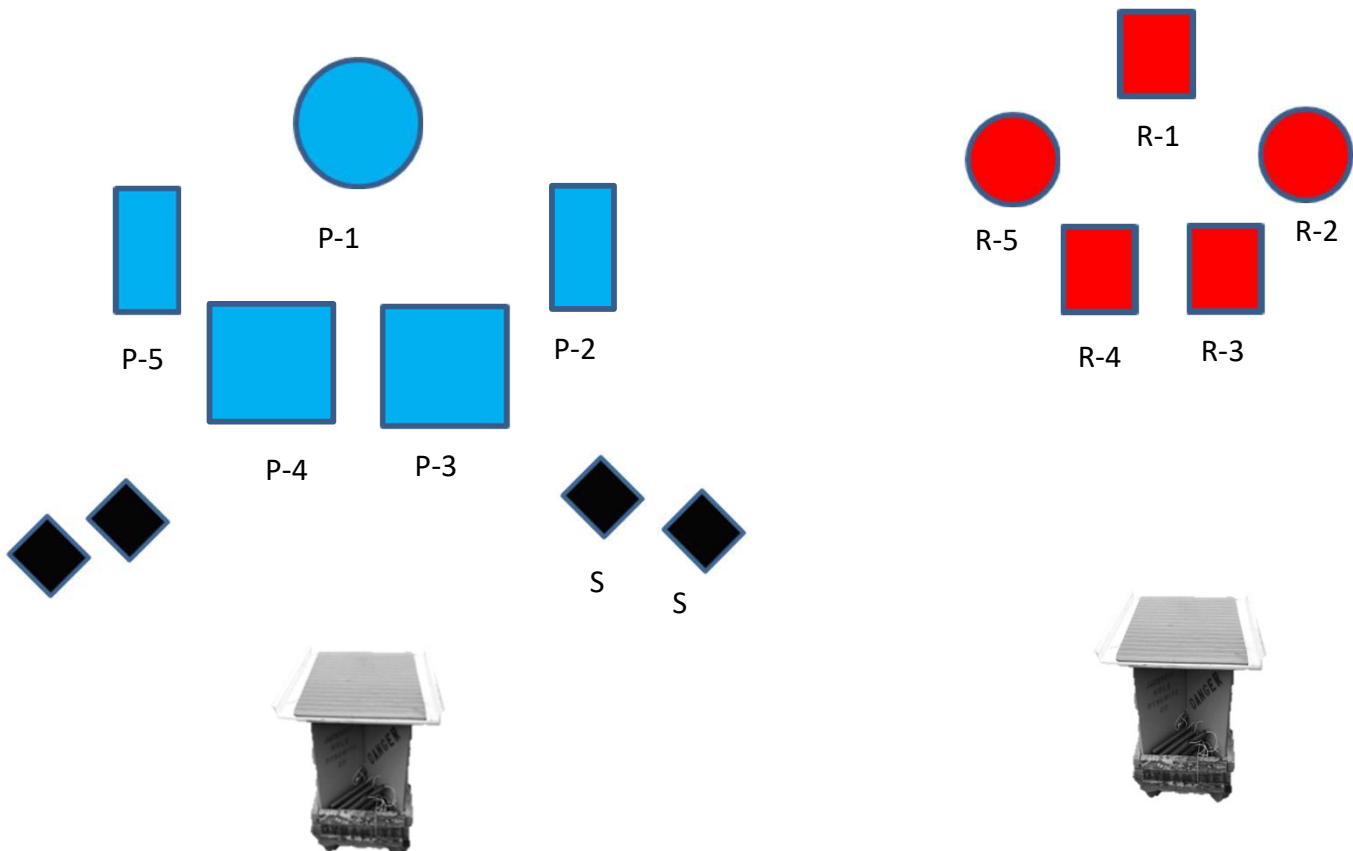
– Elmer Davis

10 Pistol, 10 Rifle, 4+ Shotgun

Staging: Pistols loaded with 5 rounds each holstered.
Rifle loaded 10 rounds on the right table
Shotgun staged on the left table

Starting position: Standing behind the table on the right. One hand on heart the other at your side. When ready shooter says; **"The home of the brave"**!

ATB. Pick up rifle and shoot rifle in a wind-up/unwind sequence. Start on top target R-1 and shoot in a circle going either to the right or left. Repeat. Make rifle safe. Move to the table on the left. With shotgun knock down the 4 shotgun targets. Make shotgun safe. With pistols shoot in an Unwind sequence by shooting the OPPOSITE direction as you shot the rifle. NOTE: If you went clockwise with the rifle, go counterclockwise with pistols, or vice versa, starting on the top target.





Stage # 4



May 2023

"Our flag does not fly because the wind moves it. it flies with the last breath of each soldier who died protecting it."

– Unknown


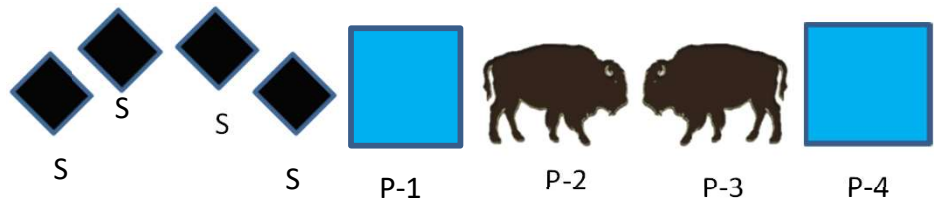
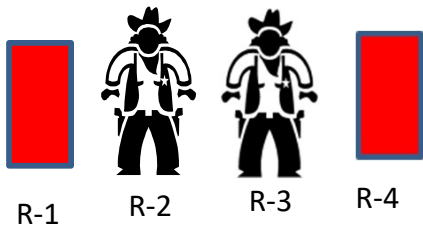
10 Pistol, 10 Rifle, 4+ Shotgun

Staging:

- Pistols loaded with 5 rounds each holstered.
- Rifle loaded 10 rounds on the left table
- Shotgun staged open and empty on the gun horse

Starting position: Standing behind right table holding your hat against your chest with both hands. When ready shooter says; **“To the last breath”**

ATB. Shooter puts hat back on head. With pistols engage the targets as follows: 1-2-2-3-3-2-2-3-3-4. Holster pistols and move to the left table. Pick up rifle and with rifle repeat pistol instructions. Make rifle safe, or take it with you, and move to the gun horse. Pick up shotgun and knock down the 4 shotgun targets in any order.





Stage # 5

May 2023



“The willingness of America’s veterans to sacrifice for our country has earned them our lasting gratitude.”

– Jeff Miller

10 Pistol, 10 Rifle, 4+ Shotgun


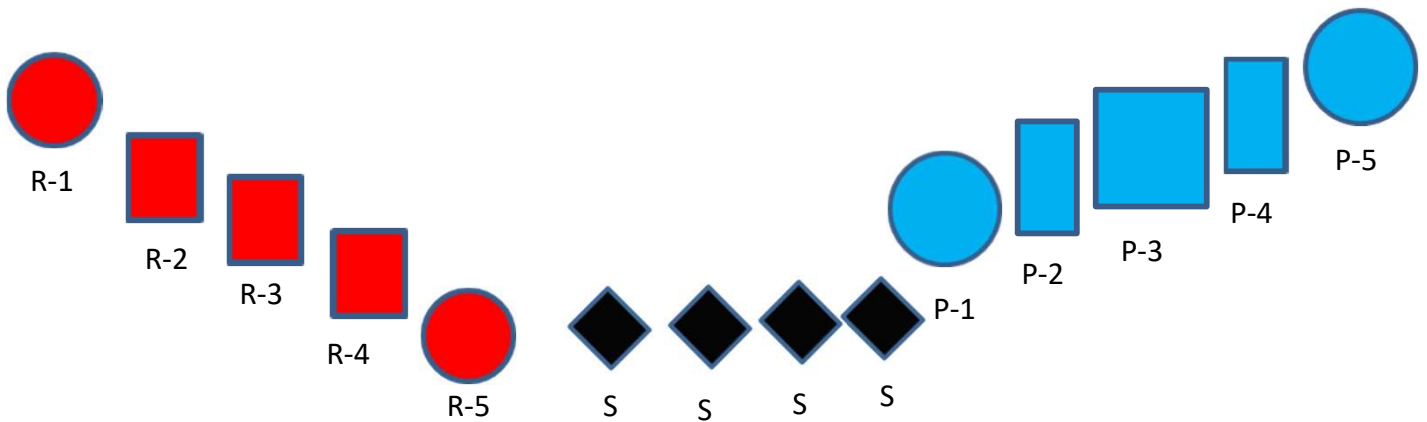
Staging: Pistols loaded with 5 rounds each holstered.

Rifle loaded 10 rounds on the left table

Shotgun held with both hands

Starting position: Standing with one foot touching the plate holding the open and empty shotgun with both hands. When ready shooter says: **Our lasting gratitude”**.

ATB. Move to the gun horse and with shotgun knock down the 4 shotgun targets. Make shotgun safe on gun horse or take it with you. Move to the left table and with rifle shoot a Tequila Sweep. Double tap R-3, sweep R-2,R-3, R-4, then sweep all 5 from either end. Shortcuts allowed. Make rifle safe. Move to the right table and repeat rifle instructions with pistols.



Starting Position

Thank God such men lived

Something bigger than oneself

The home of the brave

To the last breath

Our lasting gratitude