

Wild Bunch Stage # 1-1



“Lucky Sevens”

Rolling dice has been mans’ way of gambling for millennia, Rolling sevens as often meant death as winning the ‘pot’

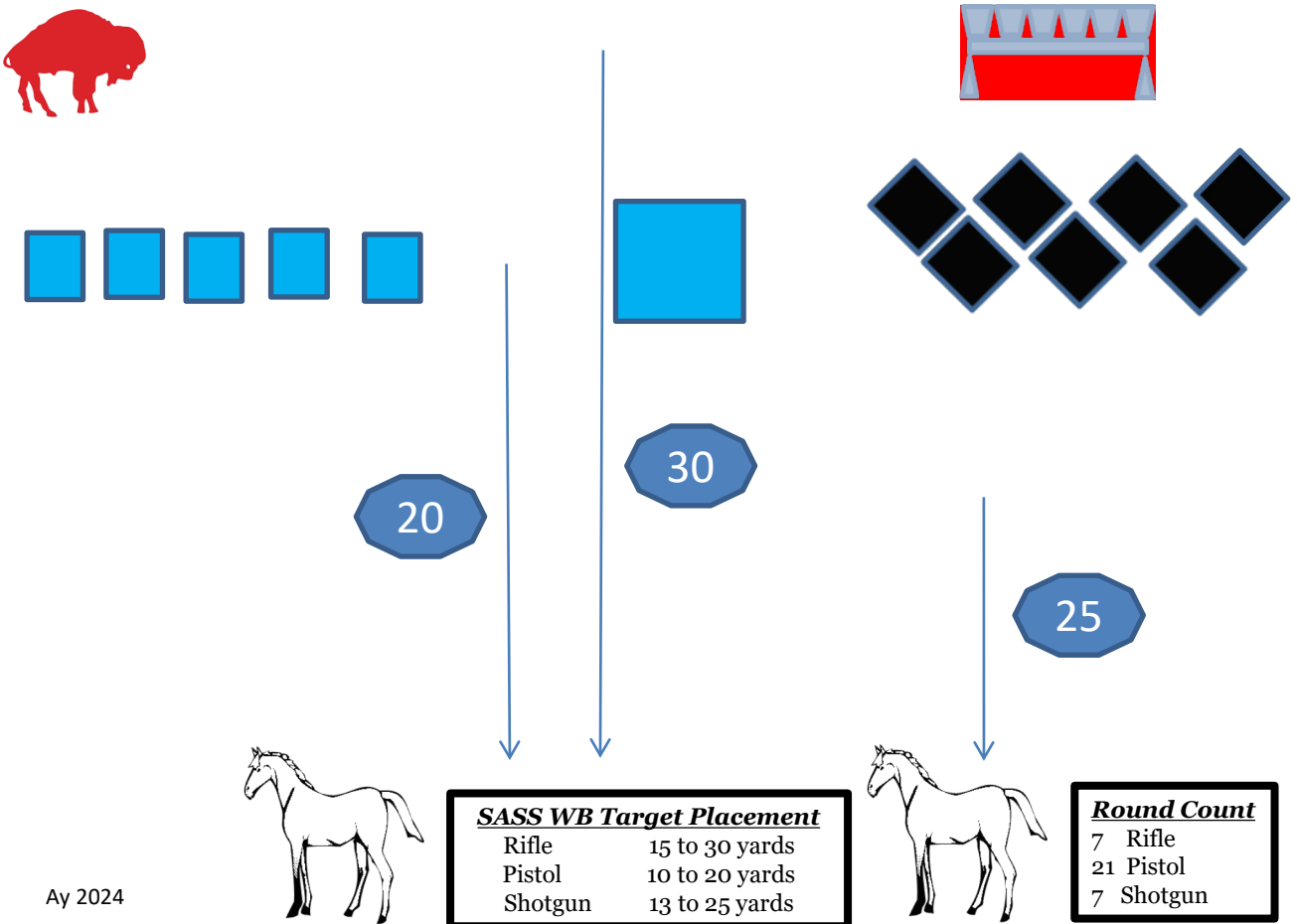
Staging: Rifle 7 Rounds right horse
Pistol 21 Three 7 round mags, holstered
Shotgun 7 Rounds on right horse

Standing wherever you want, hands on belt buckle, shooter says:

“Roll ‘em cowboy “

ATB: Engage shotguns targets, engage rifle targets, engage pistol targets with an increasing sweep from the left.

MAKE PISTOL SAFE COMMANDS: **UNLOAD and SHOW CLEAR. SLIDE FORWARD. HAMMER DOWN. HOLSTER.**
Retrieve your long guns and proceed to the unloading table.
Magazines will be picked up by the brass pickers.



Wild Bunch Stage # 1-2



“Unlucky Sevens“

Not all rolls of the seven were lucky, just think.....


- Staging:** Rifle 7 Rounds on left horse
 Pistol 21 Three 7 round mags, holstered
 Shotgun 7 Rounds on right horse

Standing at left horse, holding lariat, shooter says:

“Tough break”

ATB: Engage buffalo with rifle, Engage shotgun targets starting with knockdown and alternating with square. Engage pistol targets starting (6) with large square a decreasing sweep from the right 5-4-3-2-1



MAKE PISTOL SAFE COMMANDS: UNLOAD and SHOW CLEAR.
 SLIDE FORWARD. HAMMER DOWN. HOLSTER.
 Retrieve your long guns and proceed to the unloading table.
 Magazines will be picked up by the brass pickers.



10

20

15



SASS WB Target Placement	
Rifle	15 to 30 yards
Pistol	10 to 20 yards
Shotgun	13 to 25 yards

Round Count	
7	Rifle
21	Pistol
7	Shotgun

Wild Bunch Stage # 2-3



“Roll the dice“

As the story goes, Dutch was rolling dice at the bar, spoiling for a fight. When, of a sudden Jake spilled his beer, dam it!

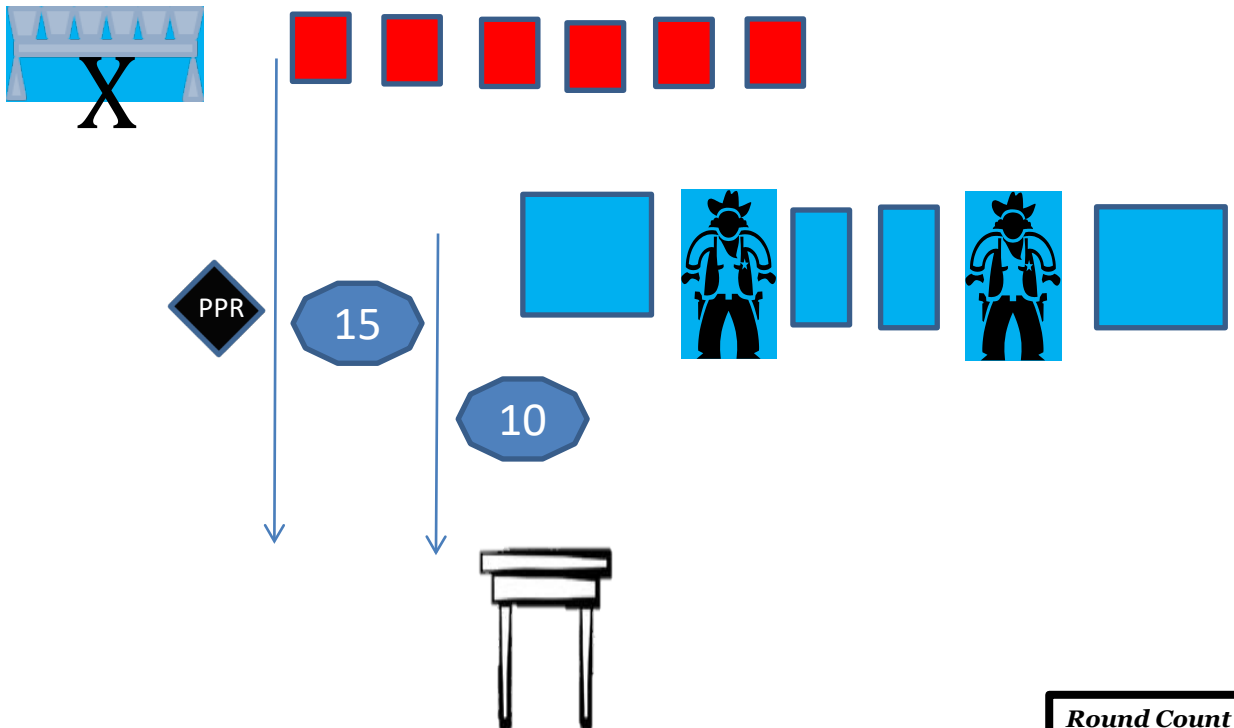
Staging: Rifle 6 Rounds on bar
Pistol 18 Three 6 round mags, holstered
Shotgun 6 Rounds (max) bar OPEN AND EMPTY

Standing at bar holding dice, shooter says:

“dam it!”

ATB: Roll the dice. With rifle, empty all rounds in target representing one of the die. Load shotgun with correct die count, engage the popper as many times as the other die. With pistol alternate between the two die numbers for three mags, 18 rounds

MAKE PISTOL SAFE COMMANDS: **UNLOAD and SHOW CLEAR.**
SLIDE FORWARD. HAMMER DOWN. HOLSTER.
Retrieve your long guns and proceed to the unloading table.
Magazines will be picked up by the brass pickers.



<u>Round Count</u>
6 Rifle
18 Pistol
6 Shotgun

Wild Bunch Stage # 2-4



“rack and dump”

After spilling the beer, Jake did not feel bad, he rolled his own and, well.....

Staging: Rifle 6 Rounds on bar
Pistol 18 Three 6 round mags, holstered
Shotgun Resting

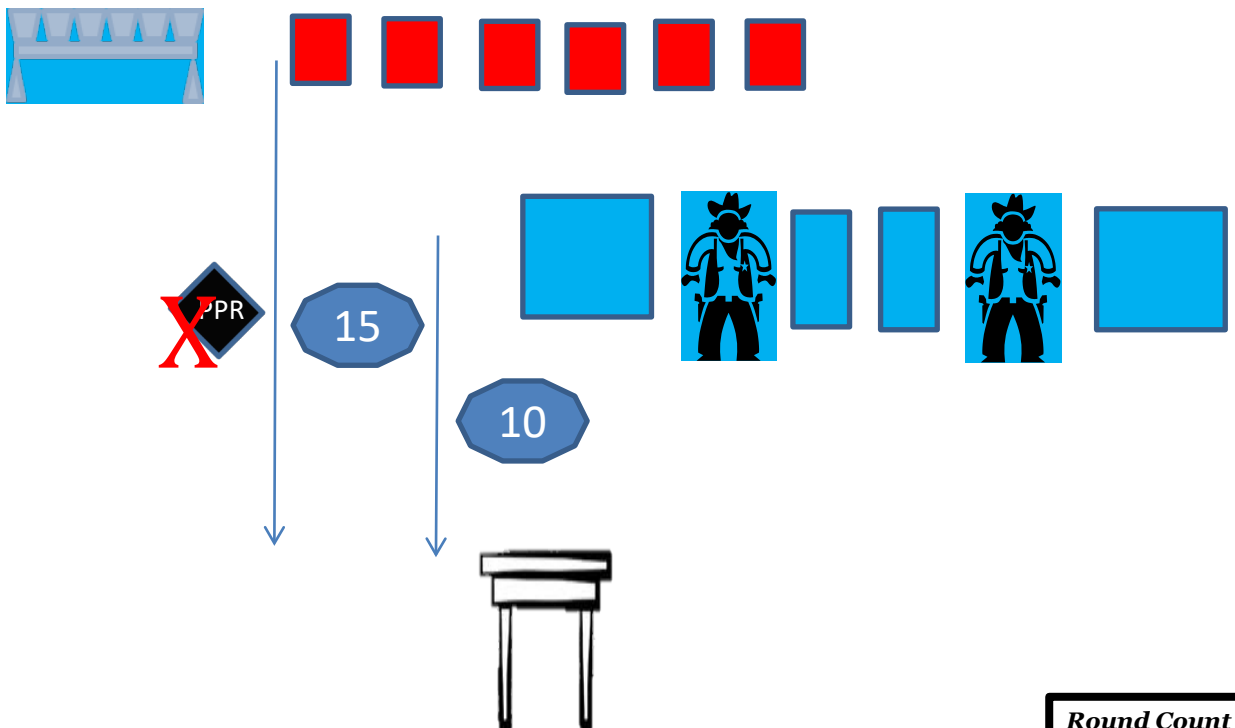
Standing at bar holding dice, shooter says:

“rack and dump”

ATB: Roll the dice. With rifle alternate between the two numbers rolled.

With pistol engage the rack (one mag) then dump one mag into each of the two numbers rolled.

MAKE PISTOL SAFE COMMANDS: **UNLOAD and SHOW CLEAR.**
SLIDE FORWARD. HAMMER DOWN. HOLSTER.
Retrieve your long guns and proceed to the unloading table.
Magazines will be picked up by the brass pickers.



<u>Round Count</u>
6 Rifle
18 Pistol
X Shotgun

Wild Bunch Stage # 3-5



“Poker Dice”

Not always what you would expect.....

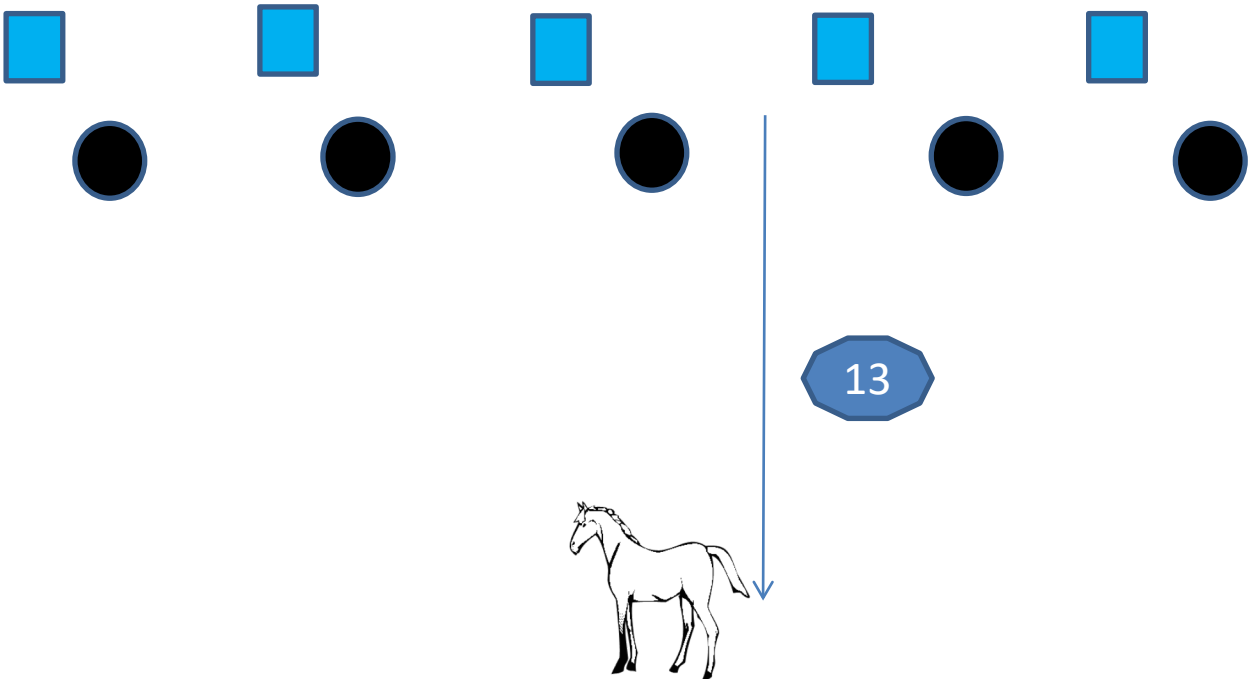
Staging: Rifle Resting
Pistol 15 Three 5 round mags, holstered.
Shotgun 5 rounds held ready.

Standing at horse holding dice, shooter says:

“kings and queens”

ATB: Roll dice and engage all targets at least once.

MAKE PISTOL SAFE COMMANDS: **UNLOAD and SHOW CLEAR.**
SLIDE FORWARD. HAMMER DOWN. HOLSTER.
Retrieve your long guns and proceed to the unloading table.
Magazines will be picked up by the brass pickers.



<u>Round Count</u>
xx Rifle
15 Pistol
5 Shotgun

Wild Bunch Stage # 3-6



“Poker Dice”

But then again.....

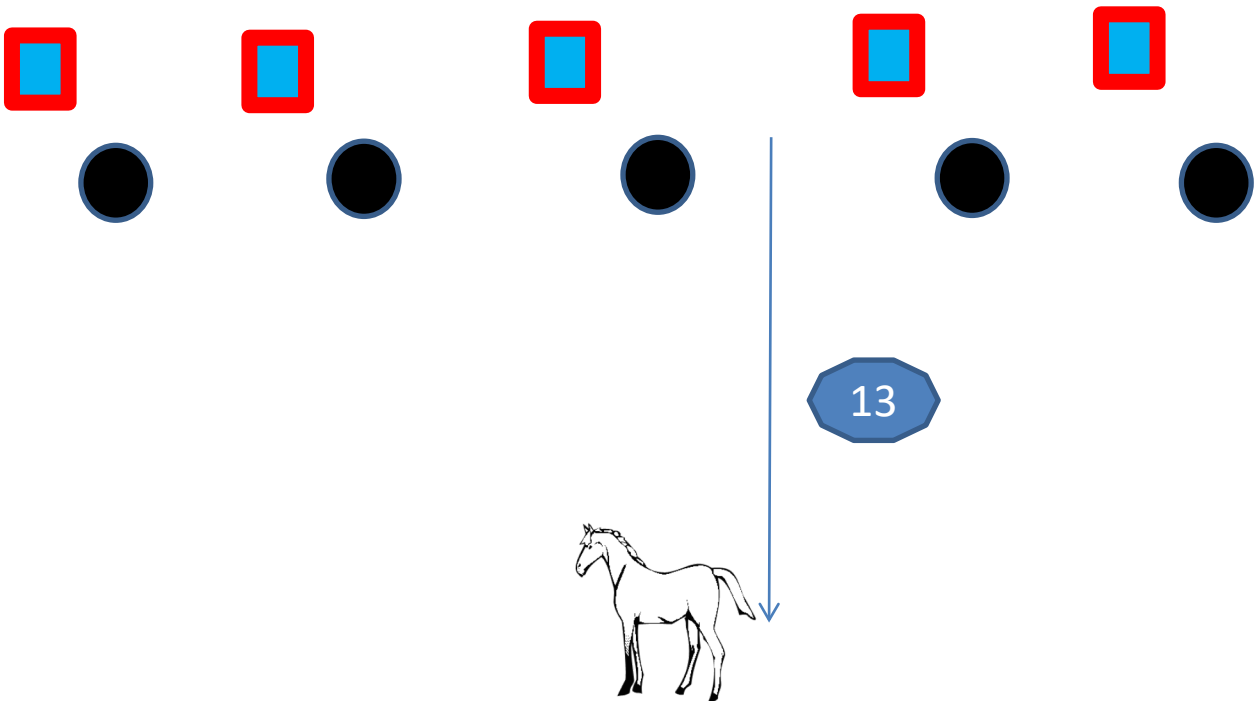
Staging: Rifle 5 rounds held ready
 Pistol 10 Two 5 round mags, holstered
 Shotgun 5 rounds

Standing at horse holding dice, shooter says:

“simple is as simple does”

ATB: Roll dice. Engage rifle targets once, shotgun targets once, pistol target twice.

MAKE PISTOL SAFE COMMANDS: **UNLOAD and SHOW CLEAR.**
SLIDE FORWARD. HAMMER DOWN. HOLSTER.
Retrieve your long guns and proceed to the unloading table.
Magazines will be picked up by the brass pickers.



<u>Round Count</u>	
5	Rifle
15	Pistol
5	Shotgun