

Stage # 1



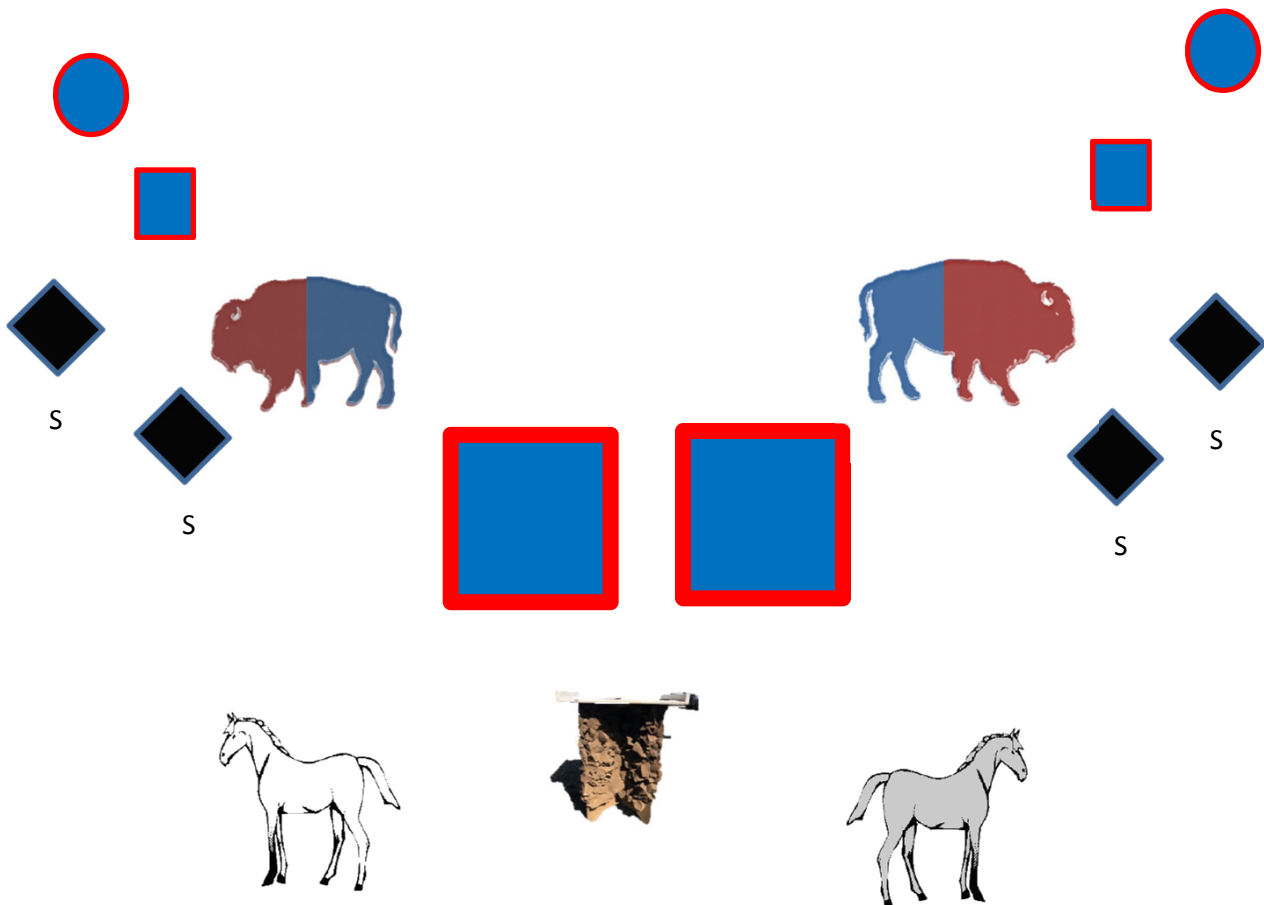
Staging: Shotgun open and empty either gun horse gun horse.

Pistols loaded 5 rounds each holstered

Rifle loaded 10 rounds on the same gun horse as the shot gun

Standing at the left or right gun horse looking at your pocket watch and with the other hand pointing down range **shooter says “Whatever you Want”**

ATB: With your rifle / pistols put 1 shot on the circles 2 shots on the small squares, 3 shots on the buffalos and 4 shots on the big squares, in any order. This is a round count. 4 shotgun targets in any order. Starting with your rifle. Start the rifle/pistol shooting sequence for 10 shots. Make rifle safe. With your shot gun knock down the 2 shot gun targets in front of you. Move to the other gun horse and knock down the other 2 shot gun targets. Make shot gun safe. Move to the rock and with your pistols finish the rifle /pistol sequence.



<u>Round Count</u> 10 rifle 10 Pistol 4+ Shot gun

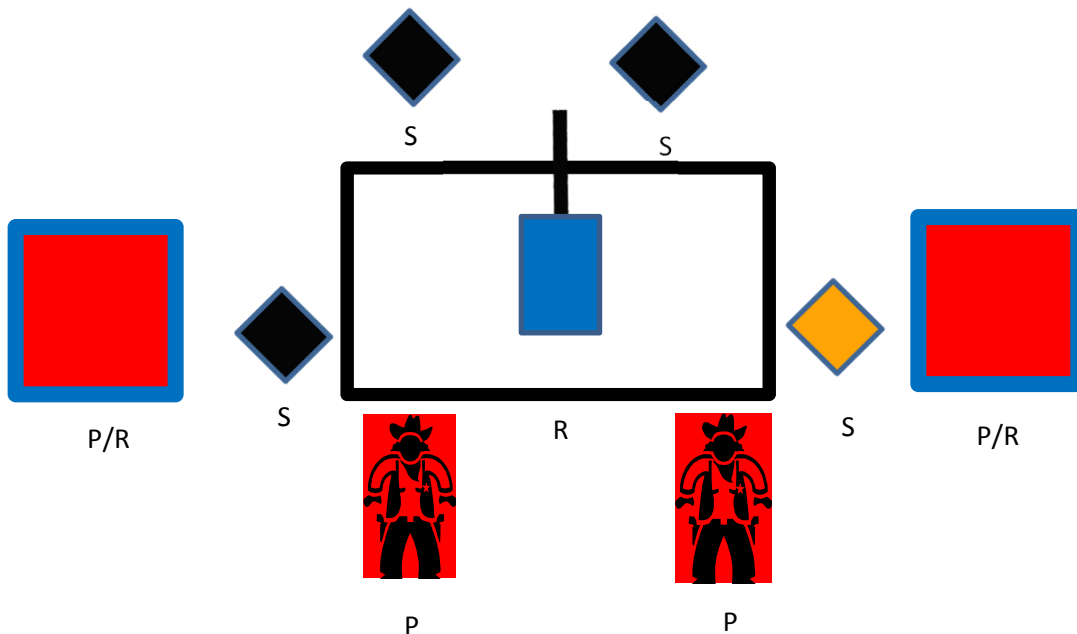


STAGE # 2

Staging: Two pistols loaded with 5 rounds each holstered .
Rifle loaded with 10 rounds on the Whiskey Wagon
Shotgun, open and empty on the Whiskey Wagon

Starting Position: Standing at the **gunpowder barrel** with hands on your pistols. When ready shooter says **“Whatever you Want”**

ATB: Pick up your shot gun and knockdown the 4 shot gun targets, this includes the activator. Make shotgun safe and pick up your rifle then from either side put 1 shot on the squares and 3 shots on the swinger and one shot on the other square and repeat instructions. Make rifle safe and with your pistols shoot a Missouri Hillbilly Sweep. 1,1,2,3,4,4,3,2,1,1, OR 4,4,3,2,1,1,2,3,4,4



Round Count 10 Rifle 10 Pistol 4+Shotgun
--

STAGE #3



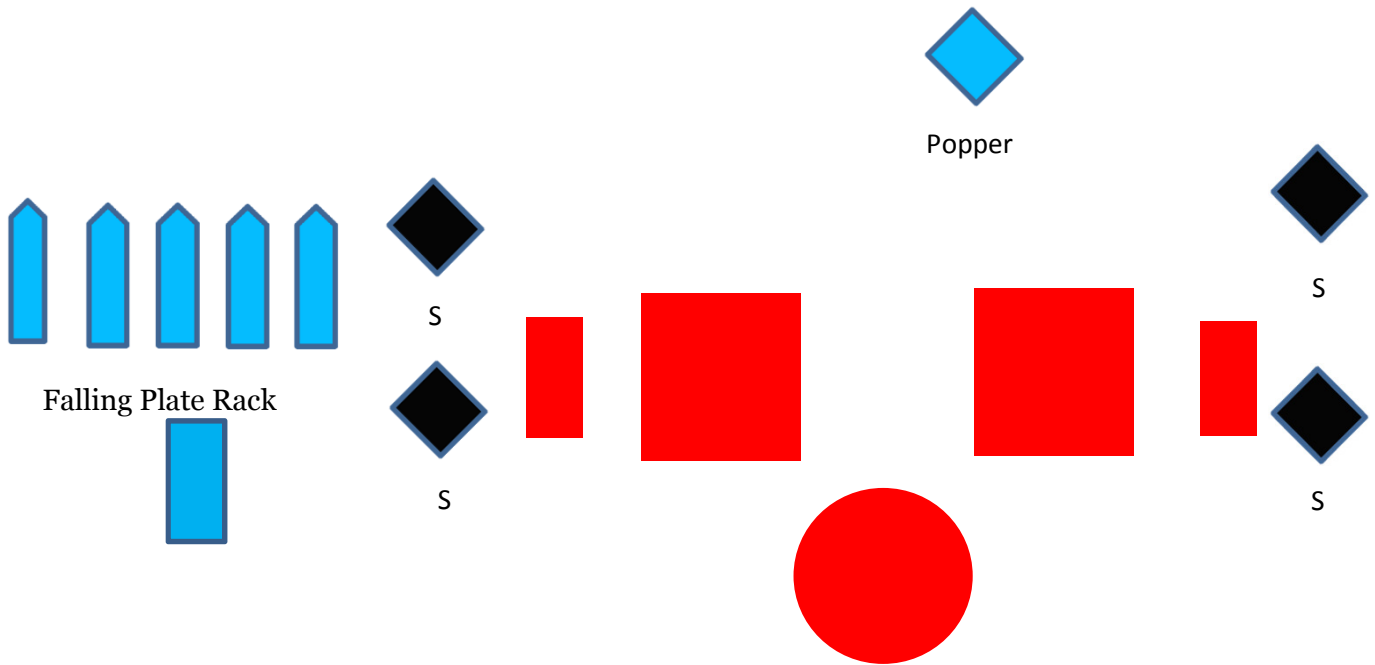
“Staging: Rifle loaded 10 rounds on the gun horse.

Pistols loaded 5 rounds each Holstered

Shotgun open and empty on gun horse

Shooter standing at the gun horse with rifle in hand shooter says **“Whatever you Want.”**

ATB: With your rifle put 5 shots on the rectangle then sweep the plate rack from either direction. Make rifle safe. Pick up your shotgun and knock down the 2 left shot gun targets. Move to the Jail Table and make the shotgun safe and with your pistols do a Josey Wales Sweep from the left shooting the rectangle and squares with 1 shot each and then the circle. With second pistol put 1 shot on the circle and then sweep the rectangles and squares from the right with 1 shot on each square. Pick up your shotgun and knock down the 2 right shot gun targets then if any plates are left on the plate rack shoot the makeup popper for as many plates are left standing.



<u>Round Count</u> 10 rifle 10 Pistol 4+ Shot gun

Stage # 4



Staging: Rifle loaded 10 rounds staged on the cactus

Pistols loaded 5 rounds each holstered

Shotgun open and empty on the gun horse



Shooters Choice: Standing at the cactus or the gun horse with hands on your pistols says **“Whatever you Want”**.

ATB: If you start at the gun horse pick up your shot gun and shoot the 2 knockdowns first then the soda can thrower. If can is hit the shooter gets a 5 second bonus. Move to the Cactus.

If you start at the Cactus pick up your rifle and put 10 shots on “Big Jackson”. Make rifle safe and with your pistols put 5 rounds on each cowboy holster pistols. Move to the gun horse



“Big Jackson”



<u>Round Count</u> 10 rifle 10 Pistol 4+ Shot gun

STAGE # 5



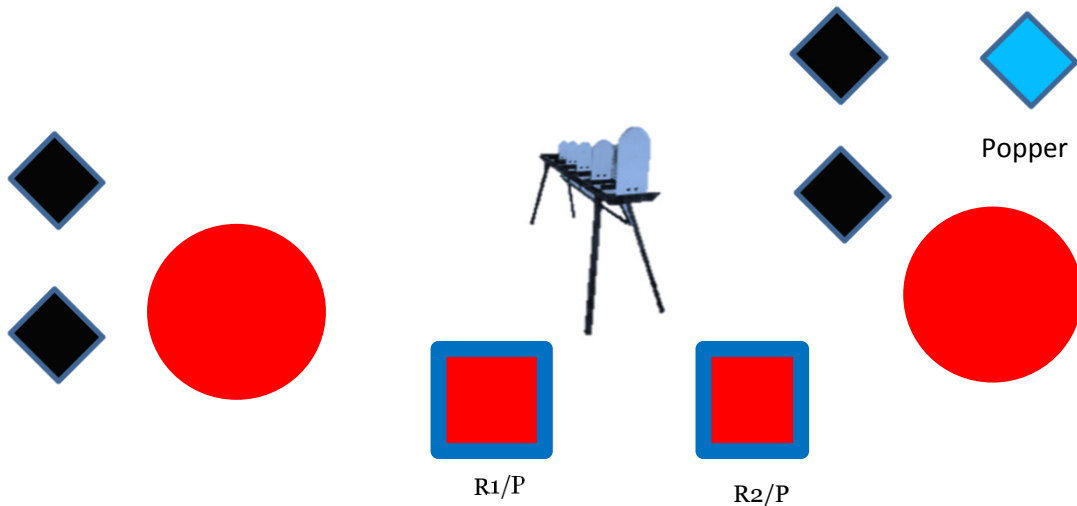
Pistols loaded 5 rounds each holstered

Rifle loaded 10 rounds on gun horse

Shotgun open and empty on the Hay bale table

Shooter standing at the hay bale table with palms flat on the table. Says **“What ever you want”**

ATB: Pick up shotgun and knockdown 2 shotgun targets and move to the gun horse and make shot gun safe. With your rifle, alternate between the 2 squares and the tombstone rack starting on R1 or R2 for 10 shots. Make rifle safe. Move to the wanted poster table and with your pistols shoot do a 3,2,2,3 sweep on the 4 targets from either direction. Holster pistols



<u>Round Count</u> 10 Rifle 10 Pistol 4+ Shotgun
--