

Stage # 1

Winter is over



21 Pistol, 7 Rifle, 6 Shotgun

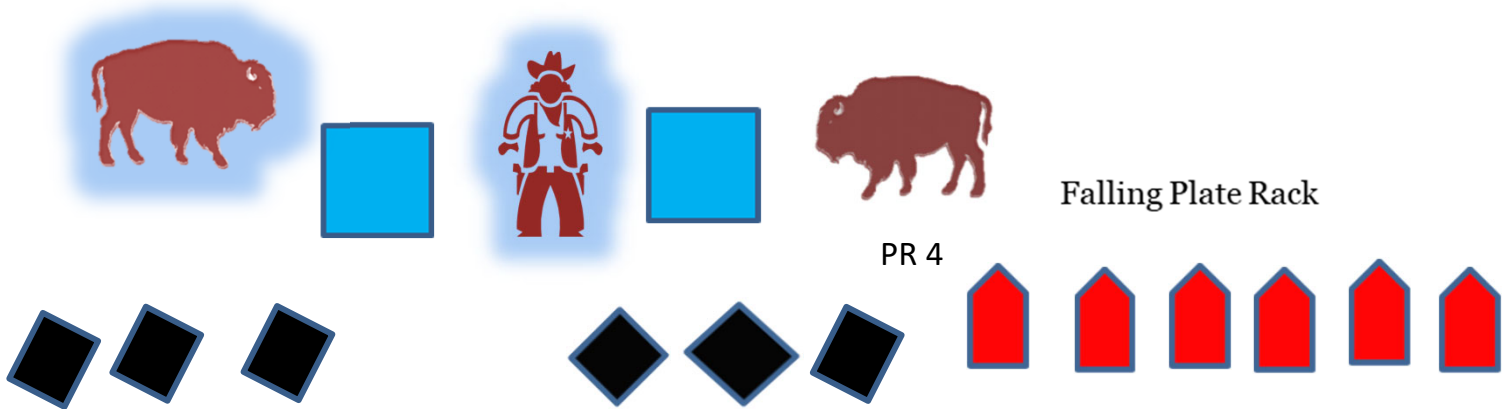
Staging Rifle loaded with 7 rounds staged safely
Pistol loaded with 7 rds. holstered
Shotgun loaded up to 6 rounds staged anywhere safely

Starting position; Standing anywhere at the ready (not touching guns or ammo) shooter may indicate ready by saying “ **Mud Season**” rifle **CAN** be last

ATB: Rifle at position 2 : knockdown 6 targets on rack and one round on PR4

Pistol at position 1: first 7 rounds, **1,1,3,1,1 sweep** from either end. Repeat with next 7 rounds from opposite end **then** triple tap both bison and 1 round on Cowboy any order

Shotgun at position 1 : knock down 6 shotgun targets any order



Position 1



Position 2

Stage # 2

suns out



21 Pistol, 10 Rifle 6 Shotgun

Staging Rifle loaded with 10 rounds staged safely
Pistol loaded with 7 rds. holstered
Shotgun loaded with up to six rounds staged anywhere safely

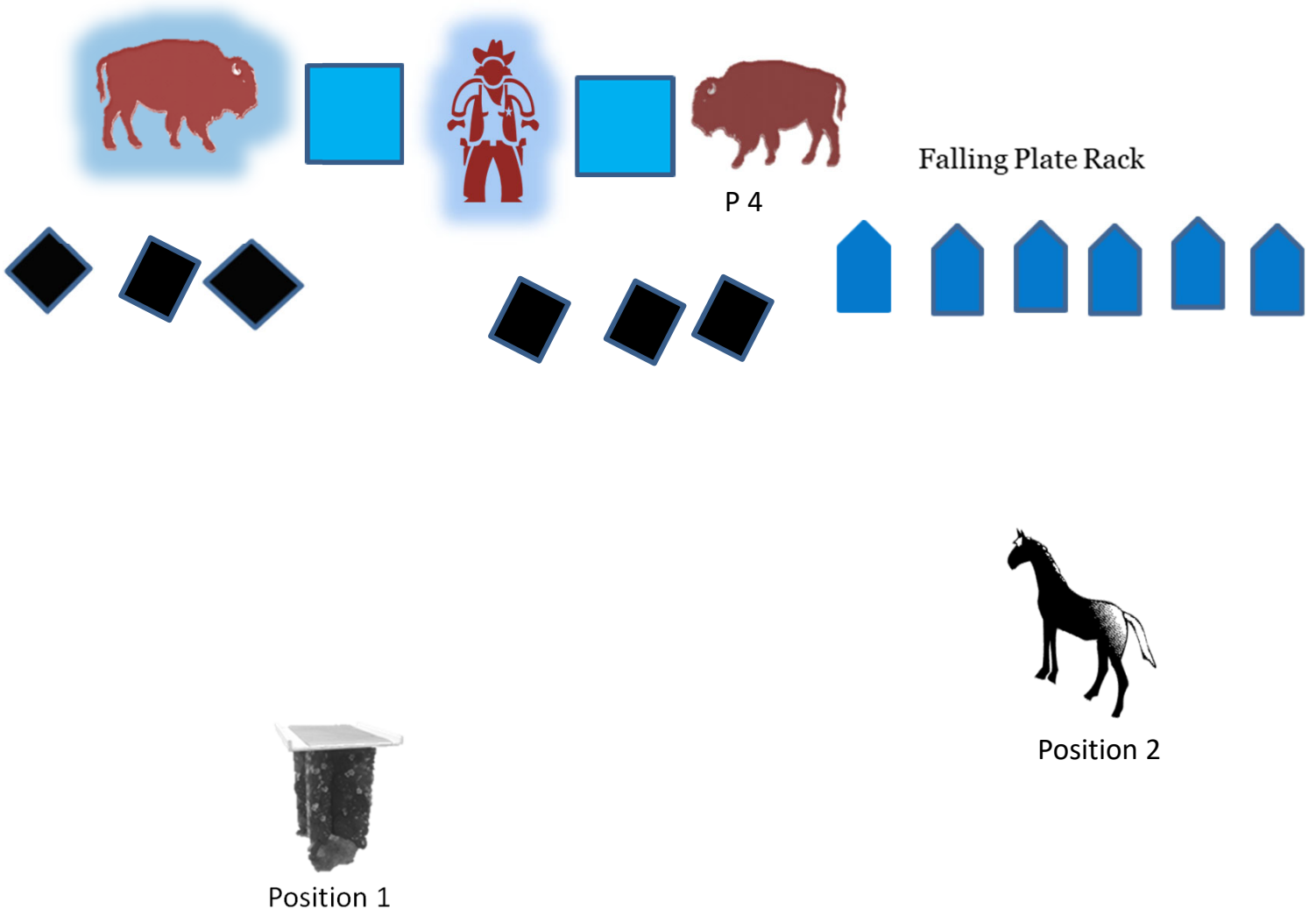
Starting position; Standing anywhere hands on hat, shooter may indicate ready by saying “I see” rifle **CAN** be last

ATB: Rifle at position 1: double tap sweep stationary targets

Pistol at position 1: double tap bison and single tap squares and cowboy, repeat t for 14 rounds

Pistol at position 2: knockdown plate rack with 7 rounds for 6 targets remaining rounds on P4

Shotgun at position 1: knock down 6 shotgun targets any order



Stage # 3

Let's Go



28 Pistol, 10 Rifle, 6 Shotgun

Staging anywhere safely, pistol holstered

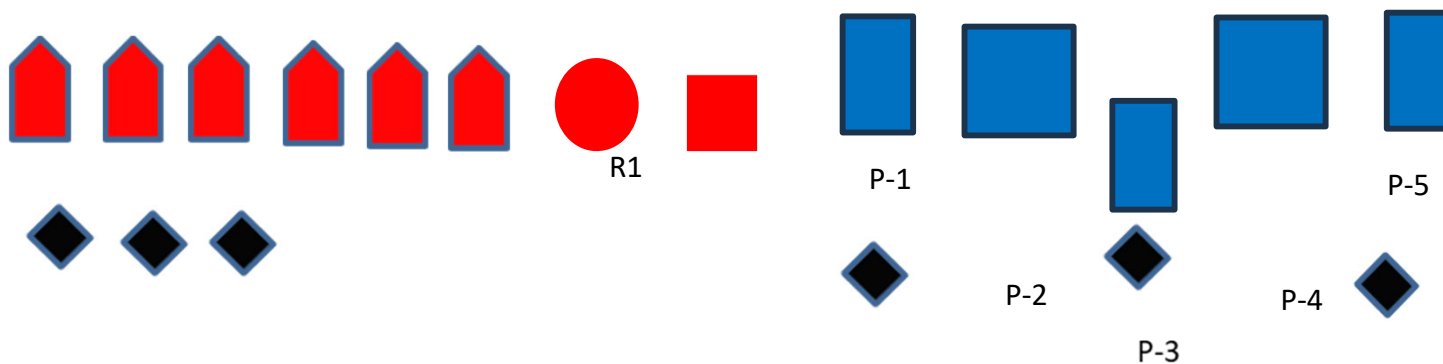
Starting position: Shooter starts standing behind a position, surrender position. When ready shooter may indicate ready by saying "Let's Go!"

ATB:

Rifle at position 1, 6 rounds to knock down 6 targets on rack, then alternate on red square and red circle for 4 rounds

Pistol at position 2, engage P targets in 4,7,7,7,3 sweep starting from either end.

Shotgun at position 1 engage 3 s/g targets and 3 s/g targets at position 2



Position 1



Position 2

Stage # 4

I'm Cashed



21 or 14 **Pistol**, 7 or 0 **Rifle**, or 6 **Shotgun**

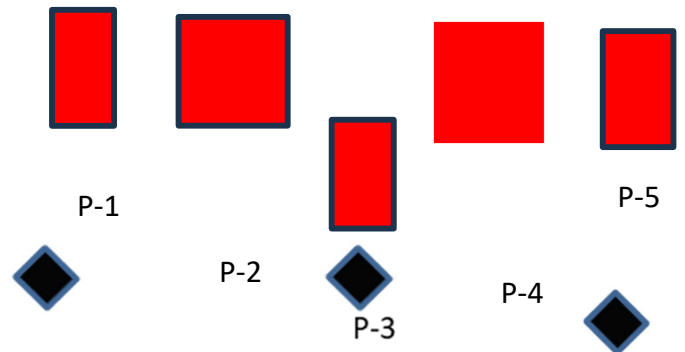
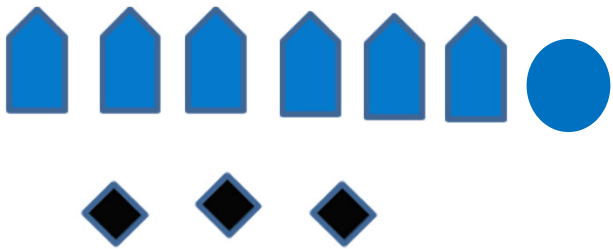
Staging anywhere safely, pistol holstered

Starting position: Shooter starts standing behind a position, first firearm in hand(s).
When ready shooter may indicate ready by saying "I'm Cashed"

ATB:

Pistol at position 1, engage knockdown rack with 6 rounds and circle with 1 round at position 2 sweep targets with a 1,2,1,2,1 sweep and repeat instruction with pistol or use your **rifle** for 7 rounds

Shotgun at position 1 and 2 knockdown three shotgun targets



Position 1



Position 2



Stage # 5

1'm Burnt out

28 Pistol, 7 Rifle, 6 Shotgun

Staging: anywhere safely, pistol holstered

Starting position; Standing behind position 1, hands on holstered pistol butt, when ready shooter may indicate ready by saying: **“Toast”**

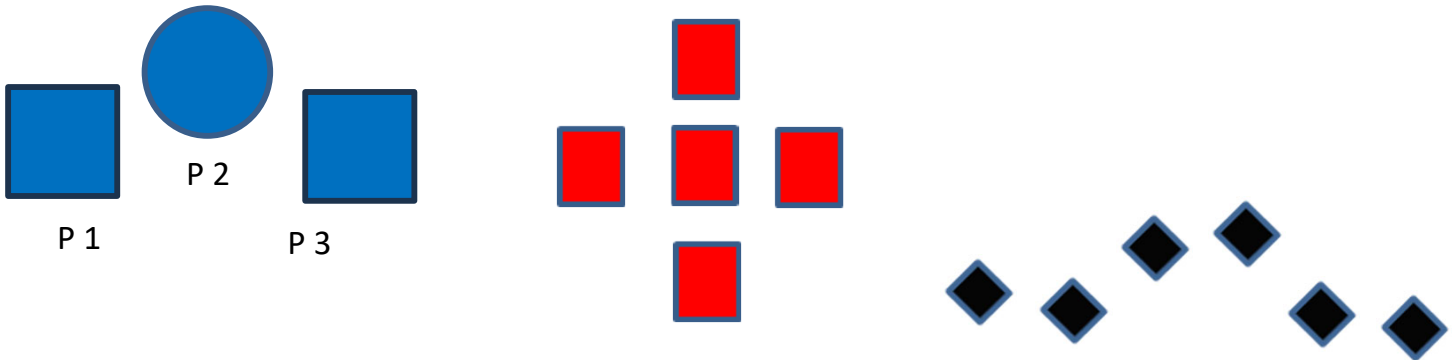
ATB

Shotgun from position 1, knock down 6 shotgun targets,

Rifle from position 2, Nevada sweep targets horizontal for 5 rounds and vertical for 5 rounds, either direction first.

Pistol from position two, 14 rounds, double tap bottom to top then single tap left target. Then double tap top to bottom and single tap right target either direction first and either left or right with single tap.

Move to position 3 and double tap Nevada sweep targets for 14 rounds Nevada sweep, start on either end



Position 3



Position 2



Position 1



Stage # 6

Optional stage

21 Pistol, 10 Rifle, 6 Shotgun

Staging: anywhere safely, pistol holstered

Starting position; Standing behind position 1, hands on hips, when ready shooter may indicate ready by saying: "I'm tired "

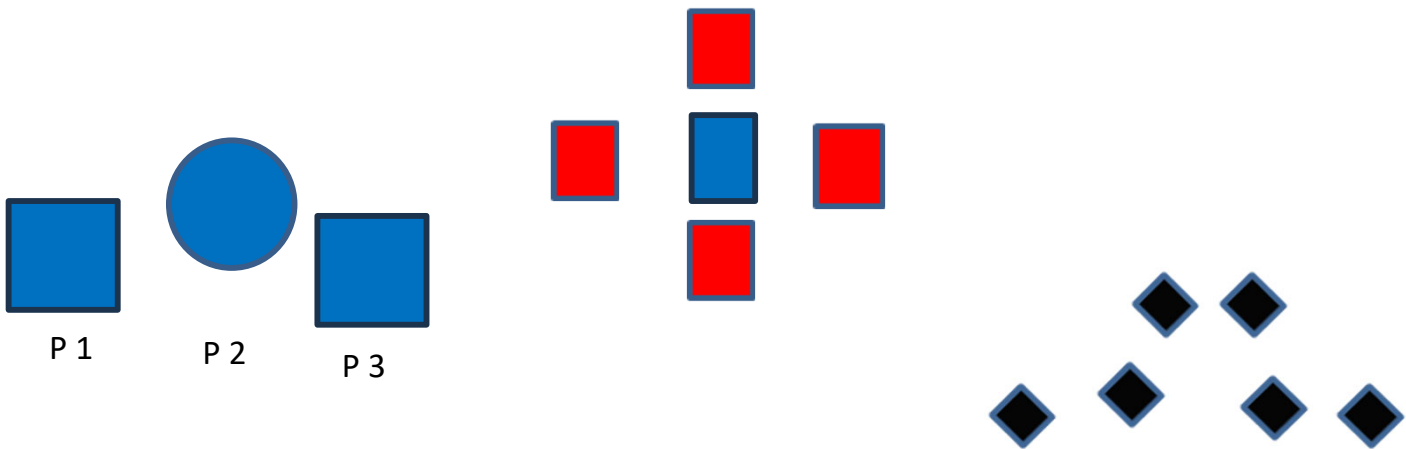
ATB

Shotgun from position 1, knock down 6 shotgun targets

Rifle from position 2, with 10 rounds 3 rounds on 2 targets 2 rounds on other 2 targets,

Pistol from position 2; triple tap red targets and double tap blue target,


Move to position 3, four rounds on circle then single tap sweep targets



Position 3



Position 2



Position 1