

Stage # 1

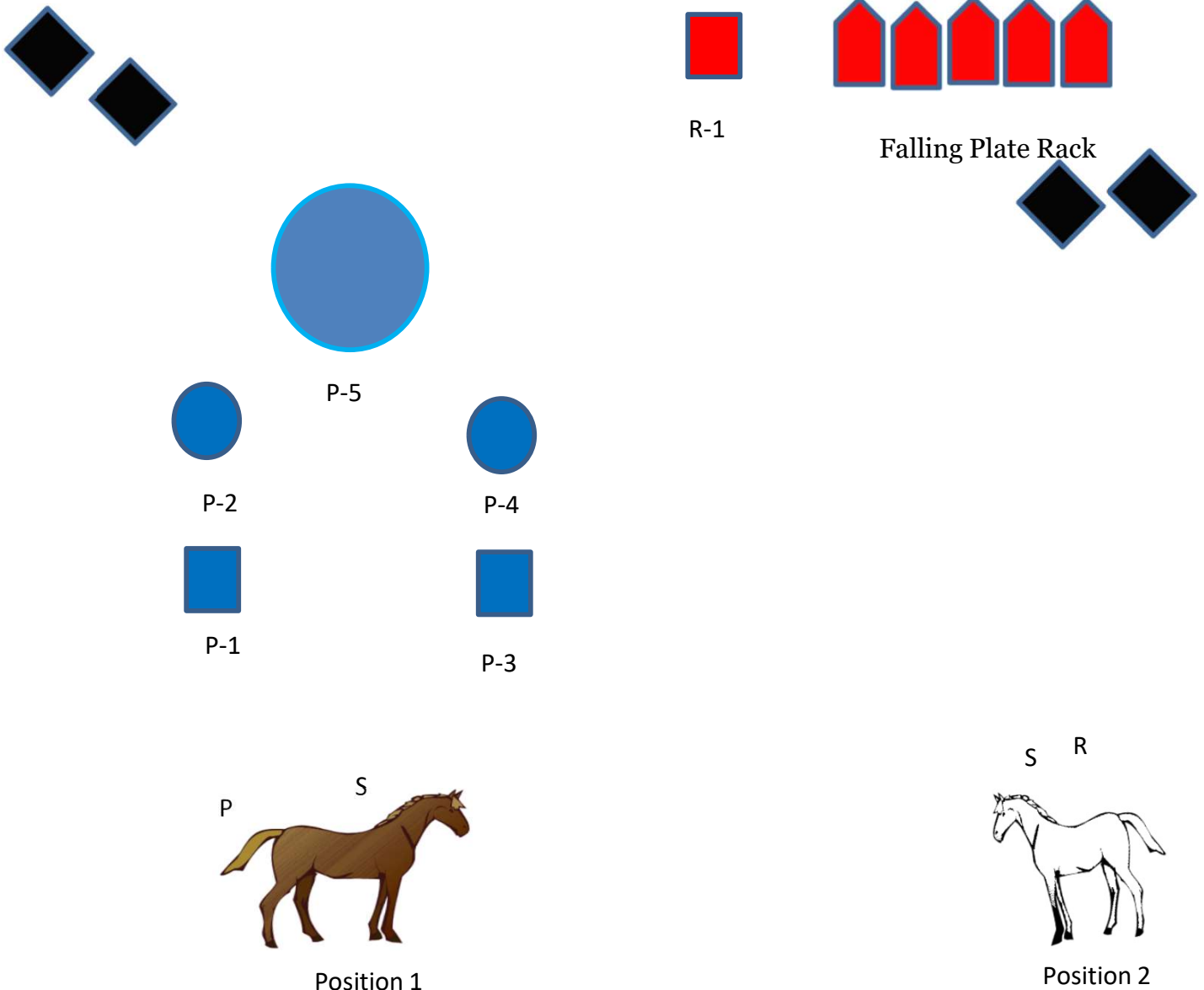


Pain management 10 Revolver, 10 Rifle, 4+ Shotgun

Staging: Two revolvers loaded with 5 rds. each, holstered. Rifle loaded 10 rds. staged any where safely, Shotgun staged anywhere safely,

Starting Position: At the ready at either position When ready say **“Pain is weakness leaving the body....”**

Procedure: At buzzer, if at position 2, rifle, alternate between plate rack and R1 for 10 rounds. Make rifle safe, with shotgun knockdown any remaining plates and two right shotgun targets, move to position 1, knockdown two left shotgun targets with pistols engage small circle and small square once each, then 3 rounds on P-5, repeat instructions with remaining circle and square. Example P1,P2, P5,P5,P5-P3,P4,P5,P5,P5.





Stage # 2


Long Black Train

10 Revolver, 10 Rifle, 4+ Shotgun

Staging: Pistols loaded 5 rds. each holstered. **Rifle** loaded 10 rds. anywhere safe. **Shotgun** open and empty anywhere safe. Start with any firearm rifle cannot be last

Starting Position: Standing behind horse. **First Firearm in hand or hands** When ready shooter says **“take em to the train station”**

ATB: With shotgun, engage four shotgun targets any order, make shotgun safe, with rifle engage circle 1 time each, squares 2 times each and Cowboy 4 times any order, make safe Repeat instructions with Pistols



Position 1

Stage #3

I love this Bar

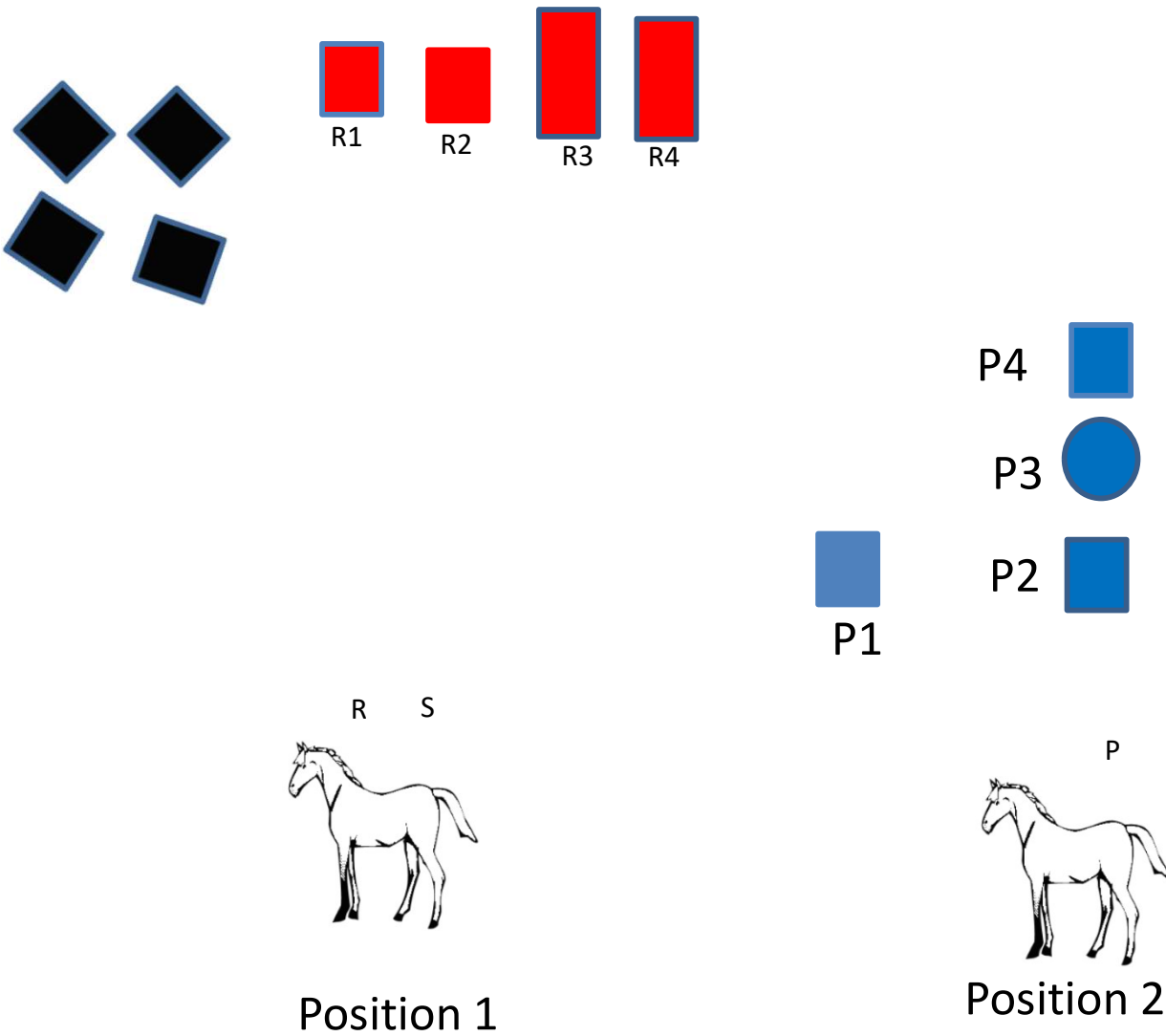


10 Revolver, 10 Rifle 4+ shotgun

“Staging: Revolvers holstered with 5 rds. each, Rifle loaded with 10 rds.
Anywhere safe, Shotgun staged anywhere safe.

Starting Position : either position, At the ready When ready say
“we got Cowboys, we got Trucker’s, Broken-hearted fools and Suckers”

Procedure: Start with any firearm, rifle cannot be last. At the buzzer:
with pistols at position 2 engage P targets in a Nevada sweep P1,P2.P3.P4,
P3,P2,P1, P2,P3,P4 At position 1 with rifle, engage the r targets in a
Nevada sweep At position 1 engage 4 shotgun targets any order.



Stage # 4



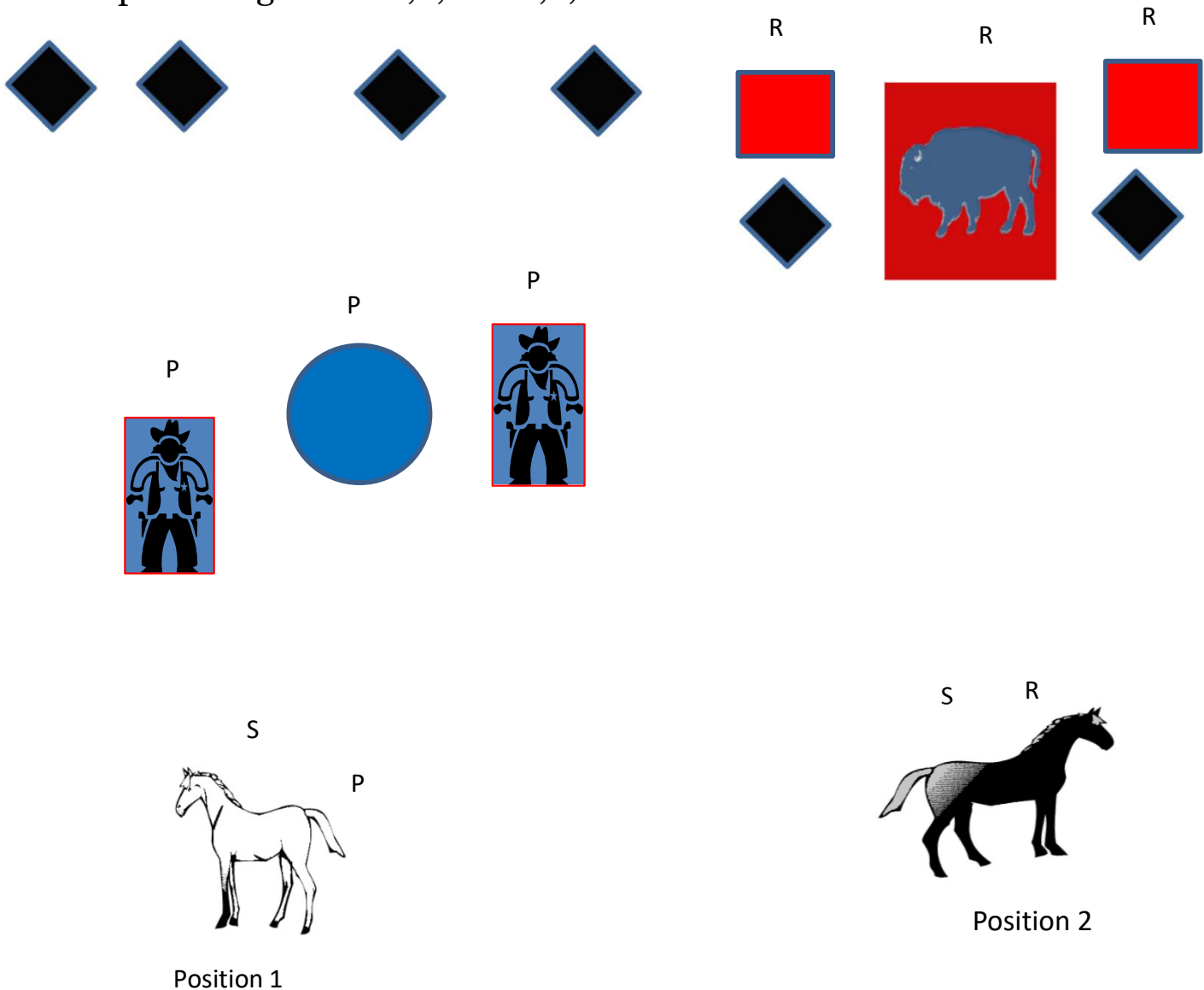
I won a Buckle

10 Revolver, 10 Rifle, 6+ shotgun

Staging: Revolvers loaded with 5 rds. Each holstered, rifle loaded with 10 rounds anywhere safely. Shotgun anywhere safely. Rifle CAN be last firearm this time, shotgun must be used at both positions

Starting Position: standing at either position, hands on your buckle. When ready say **“Hey, Did I show you my Buckle”**.

Procedure: At the buzzer, with rifle at P2, single tap sweep the targets from either end then a 2-3-2 sweep starting on same side, with shotgun, engage the shotgun targets in front of you, and move to position 1 and engage remaining shotgun targets. at position 1 repeat the rifle instructions with pistol targets So R,S,P or P,S,R



Stage # 5



Something in the Orange

10 Revolver, 10 Rifle, 2+ Shotgun

Staging: Bow and arrow knocked in hands, Revolvers loaded with 5 rds. each holstered Rifle loaded with 10 rds. Anywhere safely. Shotgun open and empty anywhere safely

Starting Position: Shooter starts with bow and arrow in hands, rifle not last
When ready, say, **“Please turn those headlights around”**

Procedure: At the buzzer, at P2, shoot arrow toward hay bale 5 second bonus if hit

At P2, with rifle engage RP1-4 in Hoot Sweep, at position P1, repeat instructions with Pistols

Hoot Sweep P1,P2,P2,P3,P3,P2,P2,P3,P3,P4

Shotgun knockdown two shotgun targets at either position, your choice

