

Stage # 1



10 Pistol, 10 Rifle, 4+ Shotgun

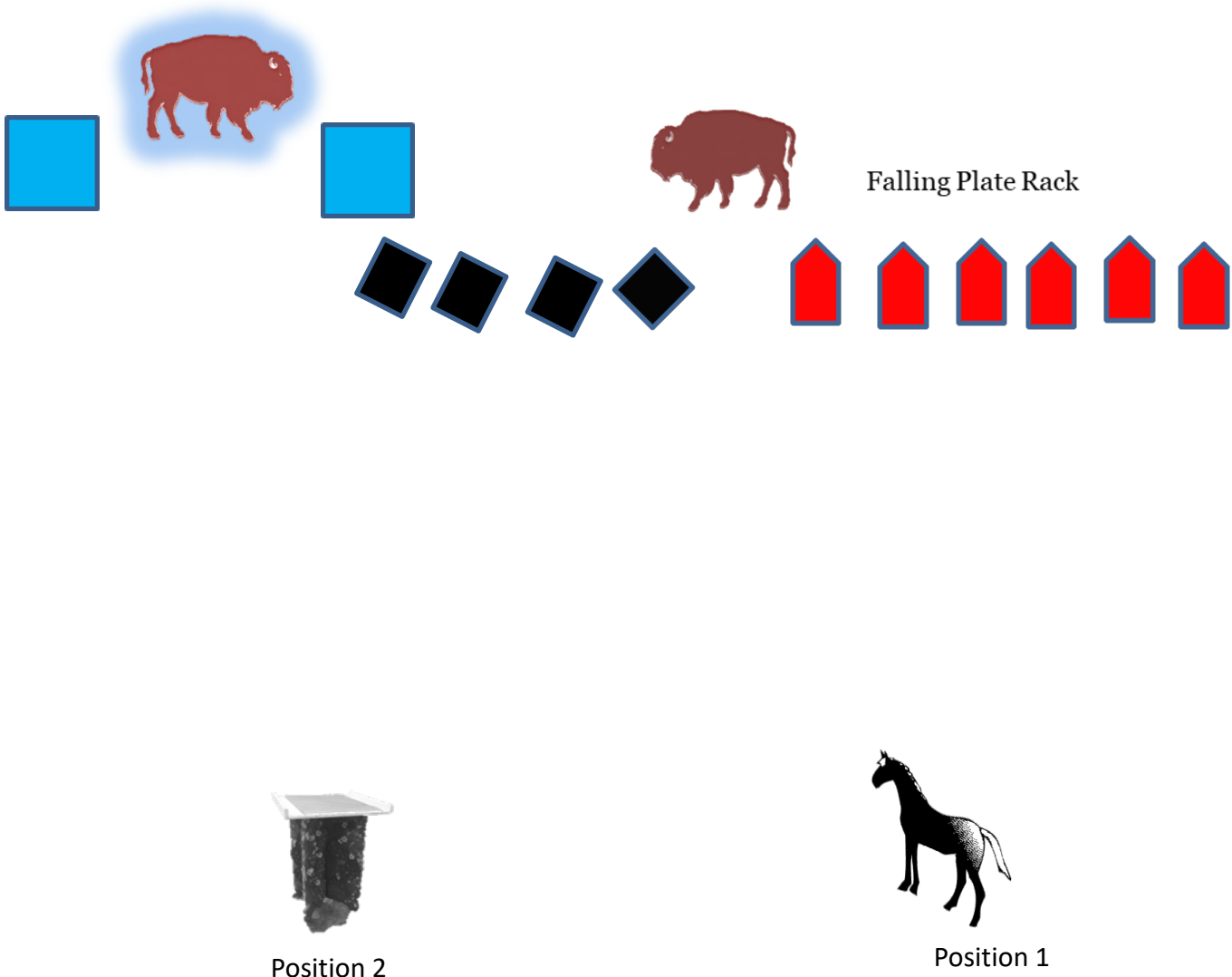
Staging Rifle loaded with 10 rounds staged safely
Pistol loaded with 5rds. holstered
Shotgun staged anywhere safely

Starting position; Standing at position 2 rifle in hands, shooter may indicate ready by saying : “**who brought a TV?**”

ATB: Rifle at position 1 : knockdown 6 targets on rack and 4 remaining rounds on each stationary target.

Pistol at position 2: two 2-1-2 sweep starting on either end

Shotgun at position 2 : knock down 4 shotgun targets any order then any plates left standing can be made up with rounds fired into berm



Stage # 2

Evacuate



10 Pistol, 10 Rifle, 4+ Shotgun

Staging anywhere safely, pistol holstered

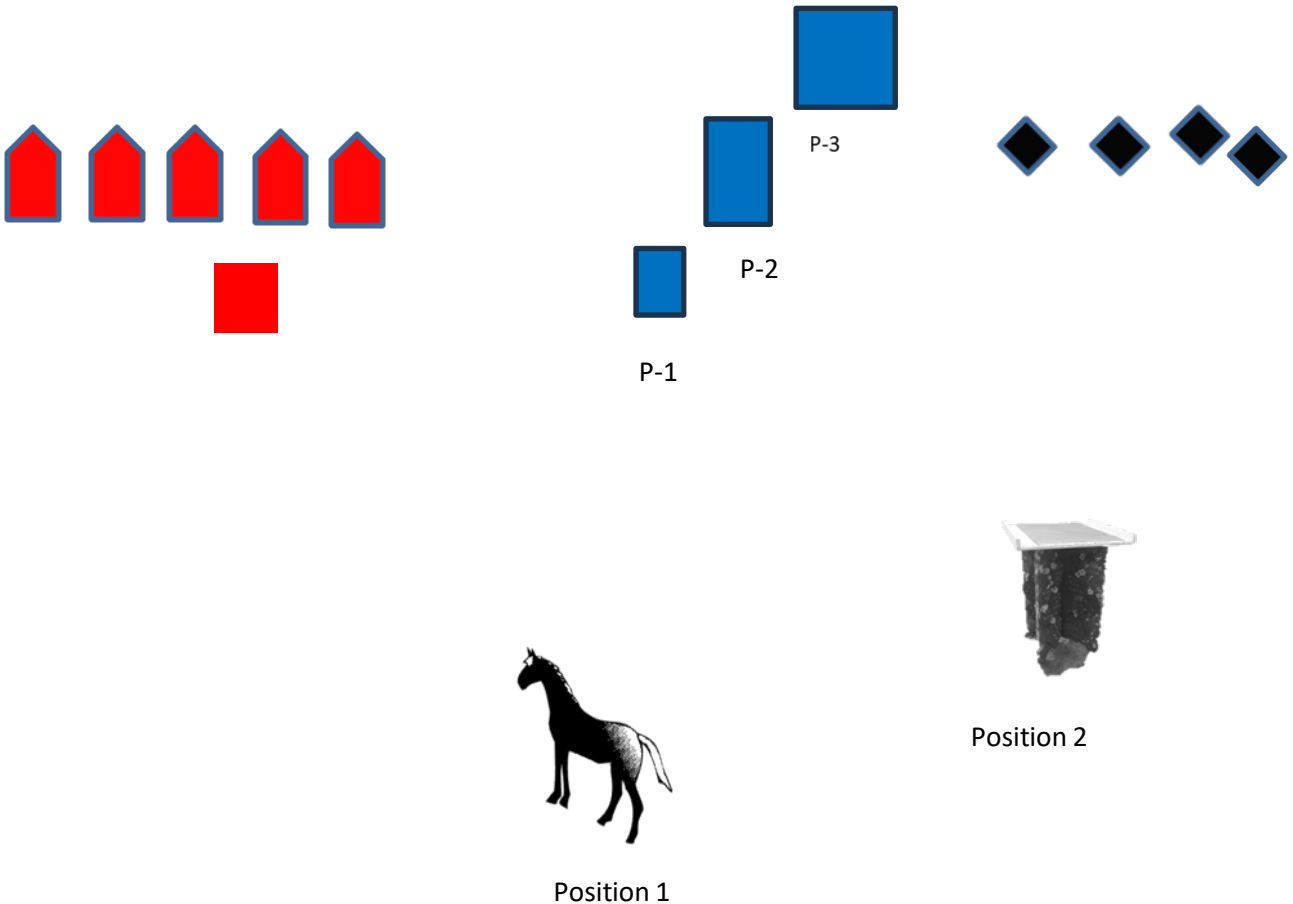
Starting position: Shooter starts standing behind a position, surrender position. When ready shooter may indicate ready by saying "Faceplant!"

ATB:

Rifle at position 1, alternate between plat rack and stationary target for 10 rounds

Pistol at position 2, engage P targets with a double tap Nevada sweeps weep, starting from an either end

Shotgun at position 2 engage 4 s/g targets





Stage # 3

Mighty Ducks

10 Pistol, 10 Rifle, 2+ Shotgun

Staging: safely, pistol holstered

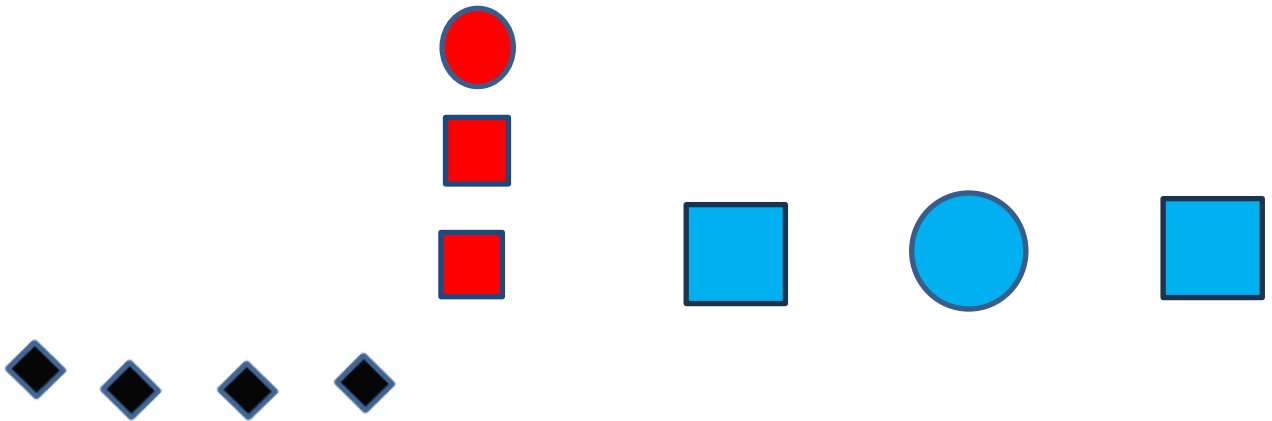
Starting position; Standing behind position 1, first firearm in hands, when ready shooter may indicate ready by saying: “**who’s pants**”

ATB start with any long firearm

Rifle: pos 1 3-4-3 sweep Red targets

Shotgun: pos 1 knock down 4 shotgun targets

Pistol: pos 2 repeat rifle instructions with blue pistol targets



Position 1



Position 2



Stage # 4

10 **Rifle**, 10 **pistol** 4 + **shotgun**


Start: At position 1 hands on hat or head, Shooter may indicate ready by saying “Class Dismissed ” start and end any firearm

On Signal: At position 1, or 2

Pistol: engage P targets, progressive sweep staring on left

Rifle: repeat Pistol instructions using rifle targets starting on right

Shotgun: knockdown 4 targets



Position 1



Position 2



Stage # 5

10 Revolver, 10 Rifle, 4 + Shotgun

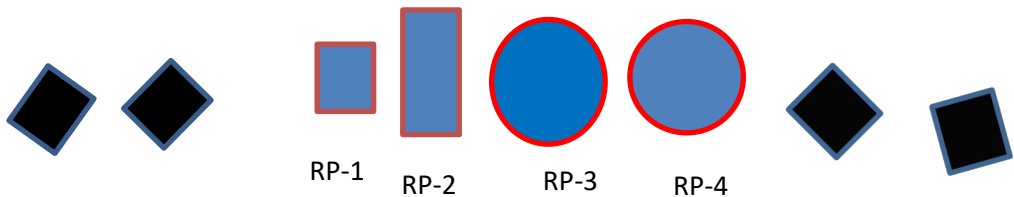
Start: At position 1, throw a pan of Chicken Parm in the bucket for a 5 second bonus Revolvers loaded with 5 rds. Each and holstered . Rifle loaded with 10 rds. and Shotgun staged safely. Long guns any order. Shooter may indicate ready by saying “**door chicken**”

On Signal: At position 1: holding pan of chicken, toss into the bucket
At position 1:

Rifle: Chivato Sweep targets (1,2,2,3,3,-4 1,2,3,4)

Shotgun: knockdown 4 targets

Pistol at position 2 repeat rifle instructions



Position 2



Position 1