

Stage # 1

“Hit ‘em right between the eyes”



10 Pistol, 0 Rifle, 4 + Shotgun

Staging Rifle loaded with 10 rounds staged safely
Pistols loaded with 5 rds. each holstered
Shotgun staged anywhere safely

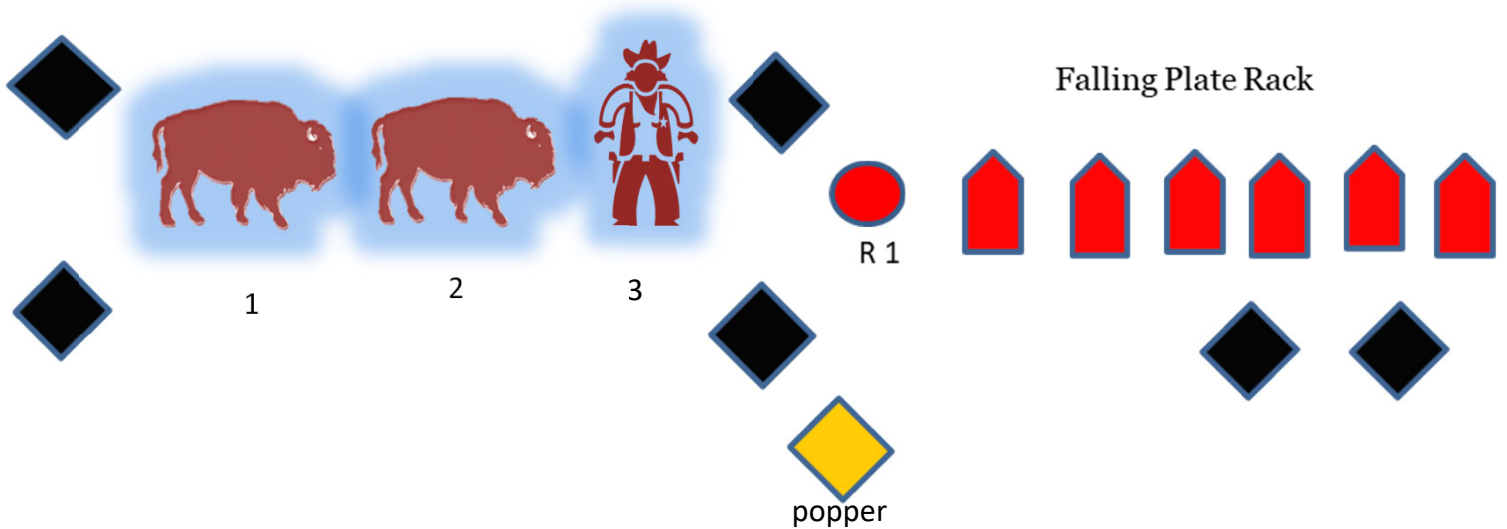
Starting position; Standing anywhere at the ready (not touching guns or ammo) When ready shooter may indicate ready by saying “ **Hit ‘em right between the eyes?**” rifle cannot be last

ATB:

Rifle: at position 2, knockdown plate rack and two knockdown targets, then double tap target R1

Pistols; at position 1, triple tap target 2, and single tap target 1 and 3 any order, repeat instructions for next 5 rds.

Shotgun; at position 1, Knock down the 4 shotgun targets in any order. Remaining plates can be made up with a pistol reload(s) and hit the popper



Position 1



Position 2

Stage # 2



Slim Pickens does the right thing and rides the bomb to hell

10 Pistol, 10 Rifle, 6 Shotgun

Staging anywhere safely, pistol holstered

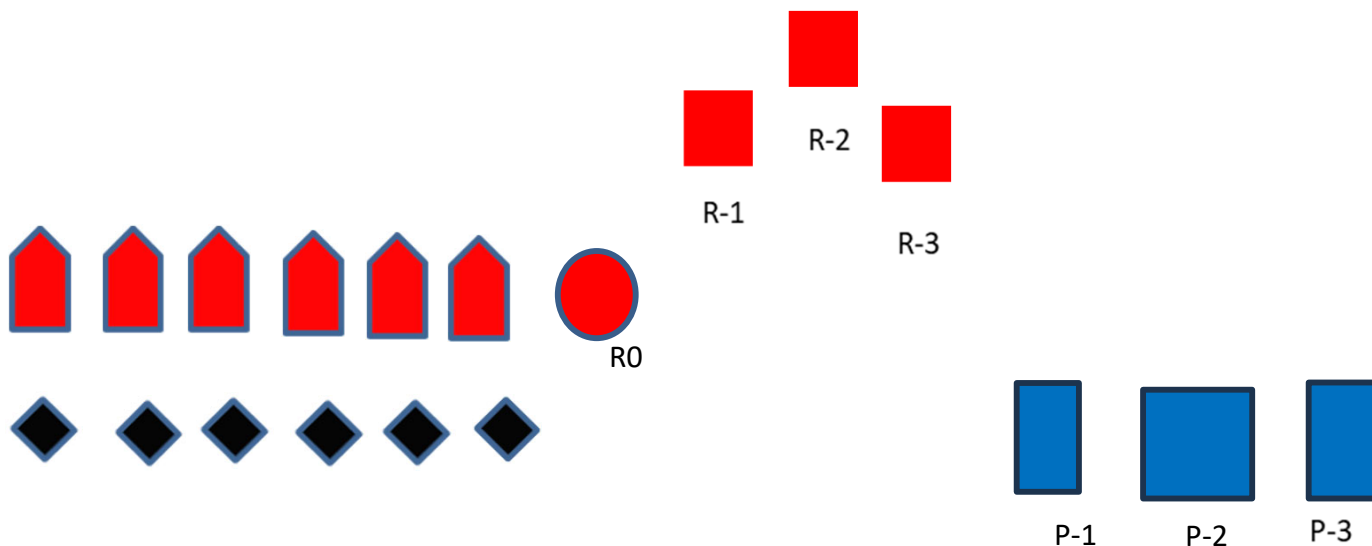
Starting position: Shooter starts standing behind a position first firearm in hand(s)
When ready shooter may indicate ready by saying **“Riding on a missile with a Cowboy hat!”**

ATB:


Shotgun at position 1 engage 6 shotgun targets,

Rifle at position 1 engage knockdowns and R targets, rifle cannot be last

Pistol at position 2 alternate between center and 1 outside target for 5 rds, then repeat with center and other outside target for 5 rds, Knockdown plates left standing can be made up with shotgun



Position 1



Position 2



Stage # 3

Gone Away



10 Pistol, 10 Rifle, 6 Shotgun

Staging: anywhere safely, pistol holstered

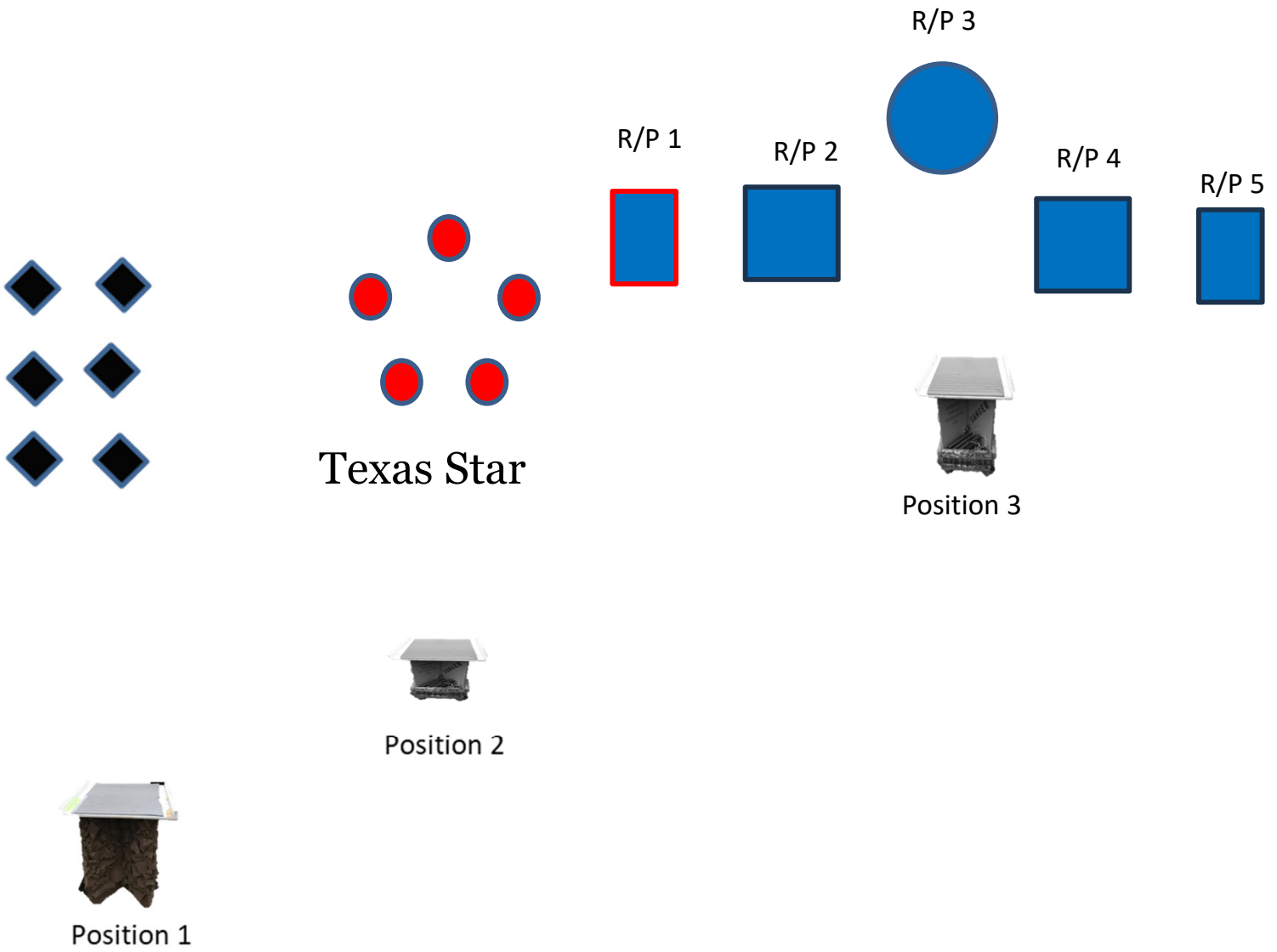
Starting position; Standing behind position1, hands up in air to the heavens, when ready shooter may indicate ready by saying: **“I reach to the sky, and call out your name.”**

ATB

Shotgun from position 1 engage the 6 targets

Rifle from position 2 engage the Texas star until down remaining on R/P-1

Pistol from position 3 engage squares and rectangle once each, 6 rounds on R/P-3 any order





Stage # 4

Let the bad times roll

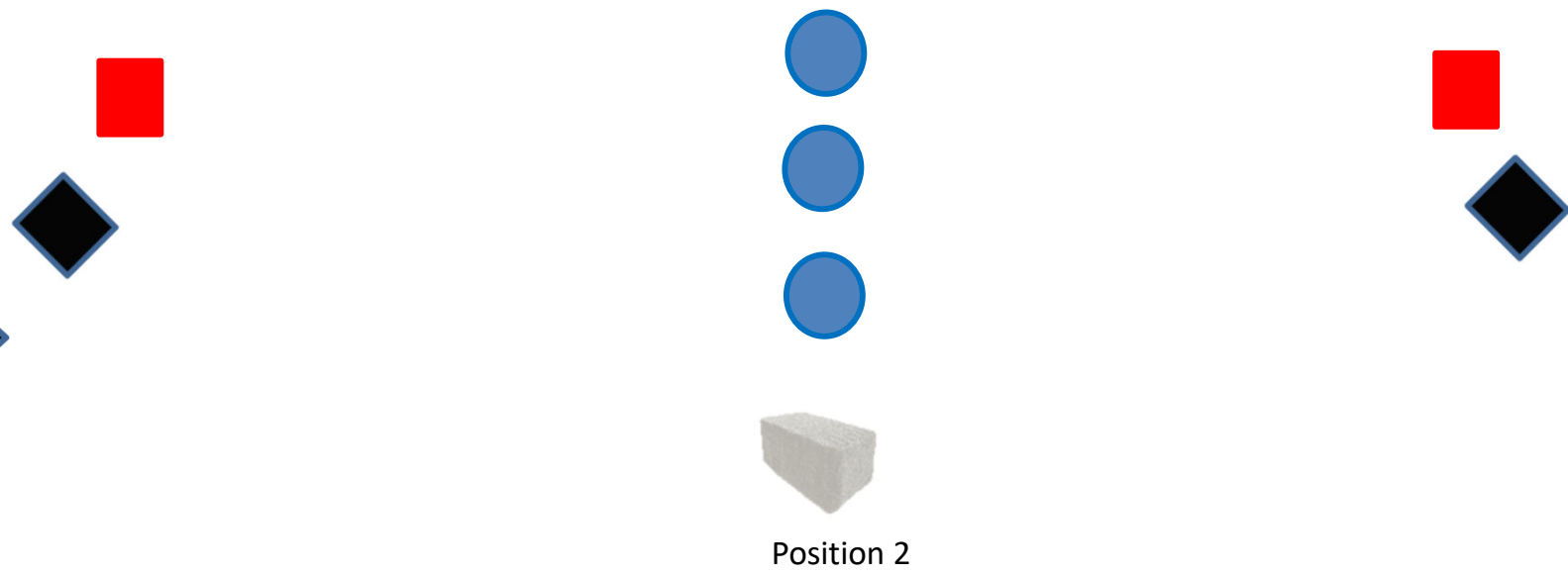
10 Revolver, 10 Rifle, 2 +Shotgun

Start: At position 1 holding long gun of choice in hands at position 1. Revolvers loaded with 5 rds. Each and holstered. Rifle loaded with 10 rds. and Shotgun staged anywhere safely, or in hands. Shooter may indicate ready by saying “**Crime does pay**”

On Signal: At position 1,
Shotgun knockdown 2 shotgun targets

Rifle, engage R targets with an Prickly Pear Sweep, alternate between two for 10 rds.

At position 2 with revolvers, continuous Nevada sweep the three targets starting on any target





Stage # 5

Spit on that thing

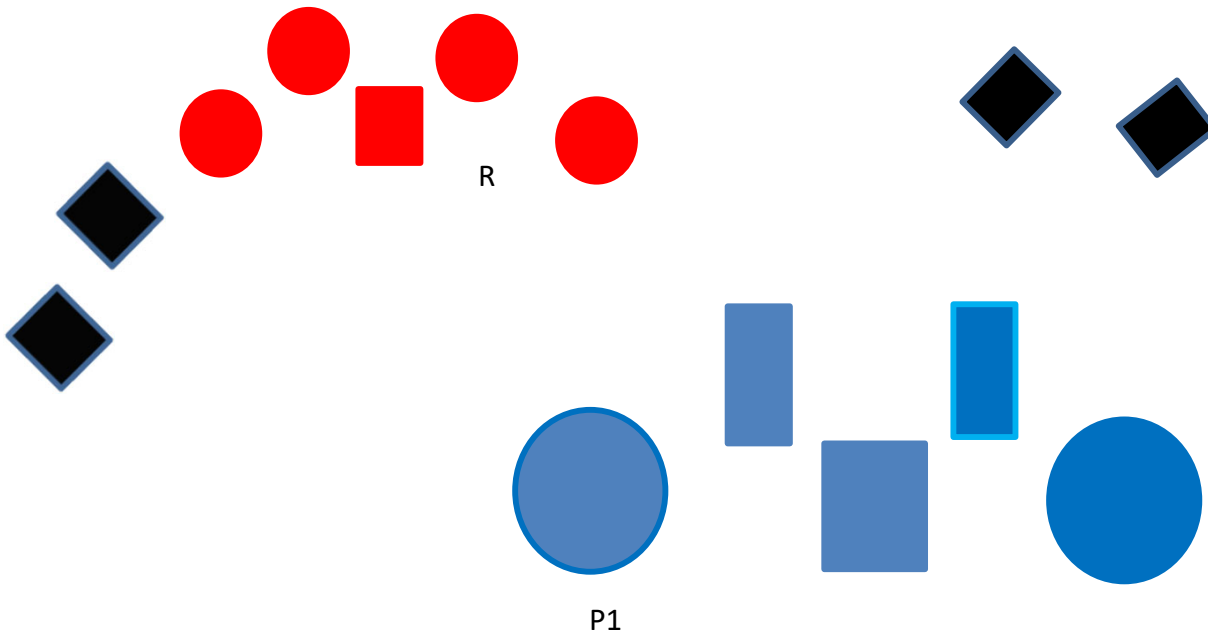
10 Revolver, 10 Rifle, 4 +Shotgun

Start: At position 1 first firearm in hand(s). Revolvers loaded with 5 rds. Each and holstered or in hand(s). Rifle loaded with 10 rds. and Shotgun staged safely or in hands. Firearms used in any order, rifle cannot be last. Shooter may indicate ready by saying “**Hawk Tuah**”

On Signal: At position 1, knockdown 4 shotgun targets

At position 1 with rifle, engage R targets in a dirty double sweep, either direction starting on either end,

At position 1 with revolvers repeat rifle instructions with P targets



Position 1