

# Stage # 1



## 10 Pistol, 10 Rifle, 6+ Shotgun

**Staging** Rifle loaded with 10 rounds staged safely  
Pistol loaded with 5 rds. each and holstered  
Shotgun open and empty, staged anywhere safely

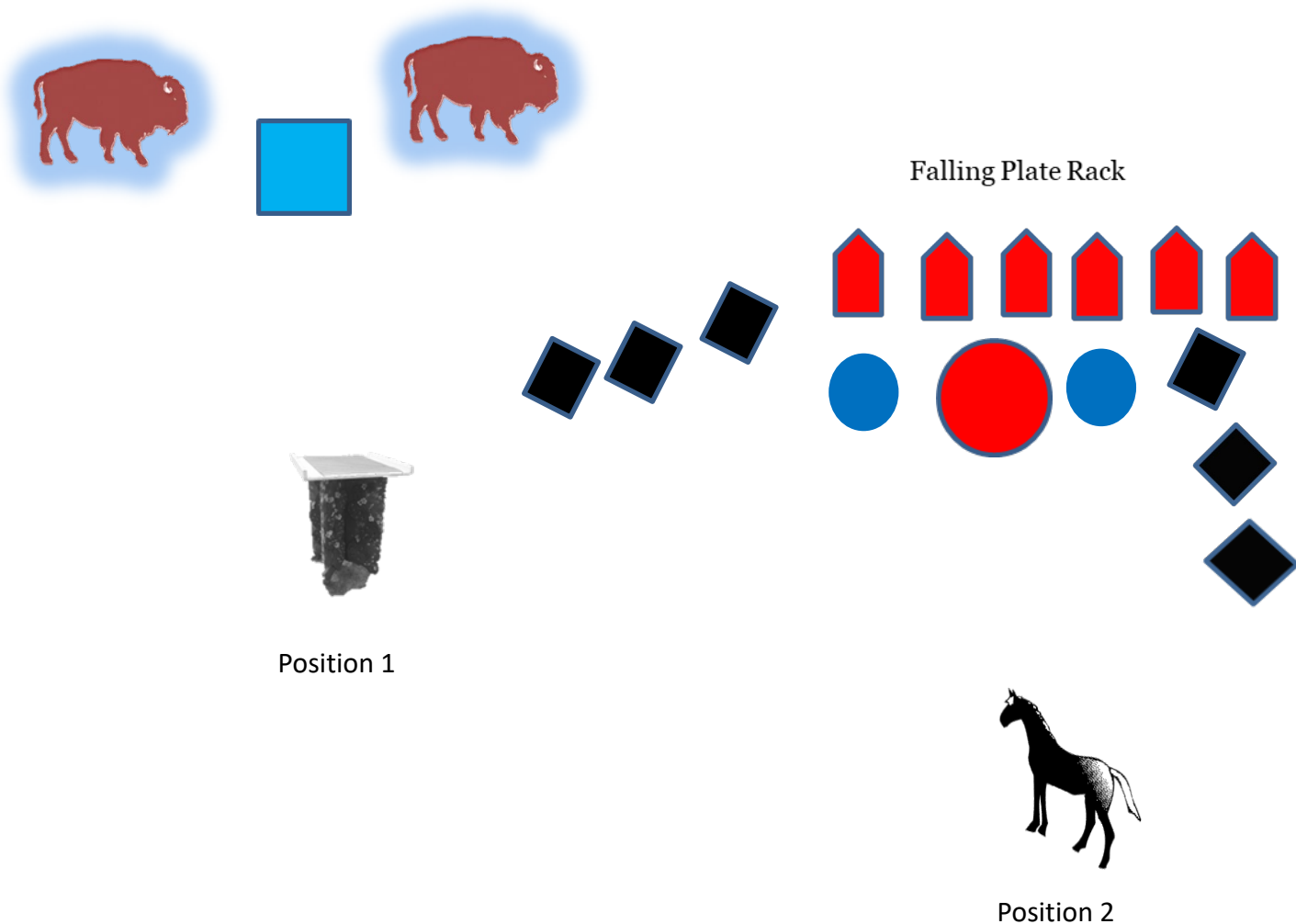
**Starting position;** Standing at position 2, at the ready (not touching guns or ammo) shooter may indicate ready by saying “OZZY?”

**ATB: Rifle at position 2 :** with 10 rds. knockdown 6 plates and any rounds remaining on large red circle.

**Shotgun at position 2:** knock down 6 shotgun targets any order

**Pistol at position 2: 1-3-1 sweep**

**Pistol at position 1: 1-3-1 sweep**



# Stage # 2



10 Pistol, 10 Rifle, 4+ shotgun

Staging anywhere safely, pistols holstered

Starting position: Shooter starts standing behind position 1, first firearm in hand(s).  
When ready shooter may indicate ready by saying "Prince of Darkness" rifle can be last

ATB:

**Pistols** at position 1, with 10 rounds, single tap 5 stationary targets, from one direction then repeat instructions from opposite direction

**Shotgun** knockdown 5 shotgun targets

**Rifle** at position 1, double tap sweep stationary targets



Tickets



Position 1



# Stage # 3

10 Pistol, 10 Rifle, 4+ Shotgun

**Staging:** safely, pistols holstered

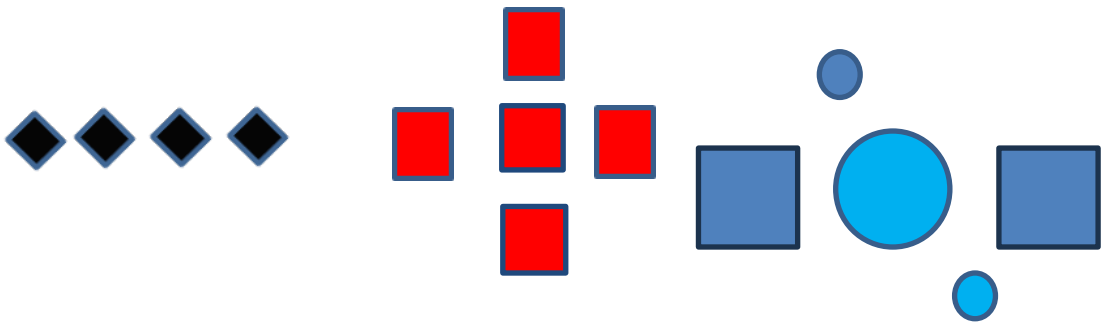
**Starting position;** Standing behind a position, hands on holstered pistol butts, any firearm first, when ready shooter may indicate ready by saying: **“Ironman”**

**ATB**

**Shotgun** position 1: knock down 4 shotgun targets

**Rifle** position 1: 4 round circle sweep start on any target, then double tap center, then 4 round circle sweep targets

**Pistol** position 2: repeat rifle instructions on pistol targets



Position 1



Position 2



# Stage # 4

10 Pistol, 10 Rifle, 2+ Shotgun

**Staging:** safely, pistols holstered

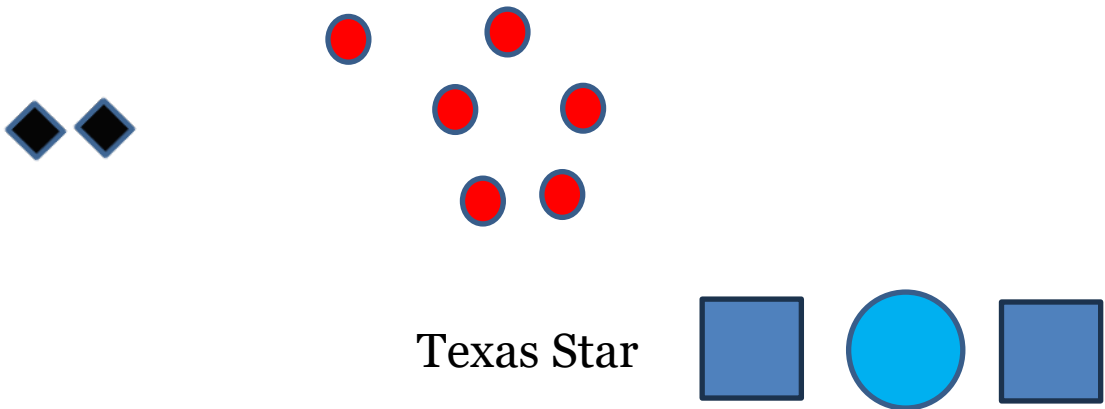
**Starting position;** Standing behind a position, hands at sides, any firearm first, when ready shooter may indicate ready by saying: **“Crazy Train”**

**ATB**

**Shotgun** position 1: knock down 2 shotgun targets

**Rifle** position 1: ten rounds to knock off the 5 targets on the star, then dump remaining on the red circle

**Pistol** position 2: 4-2-4 sweep pistol targets



Position 1



Position 2



# Stage # 5

10 Pistol, 10 Rifle, 4+ Shotgun

**Staging:** safely, pistols **staged flat** on position 1 table

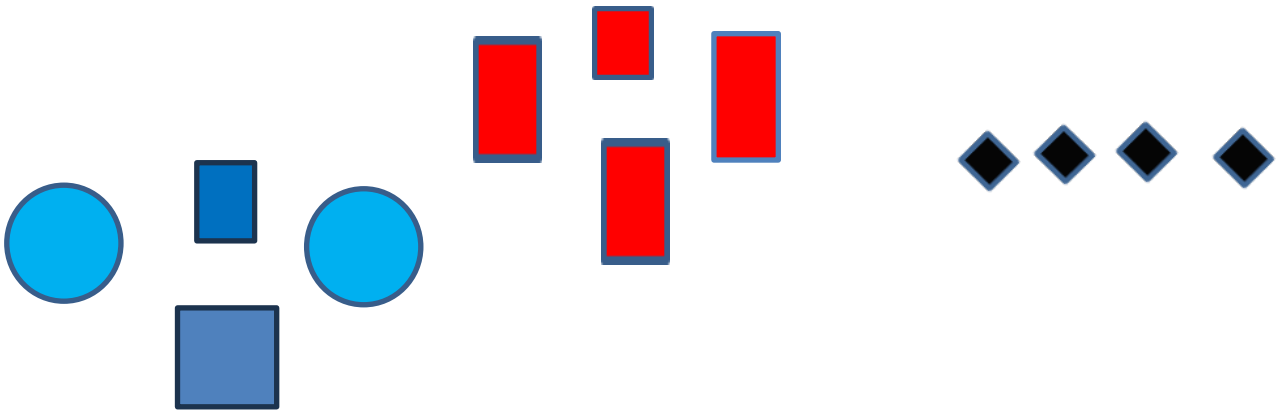
**Starting position;** Standing behind a position, hands on hat, any firearm first, when ready shooter may indicate ready by saying: **“No more Tears”**

**ATB**

**Shotgun** position 2: knock down 4 shotgun targets

**Rifle** position 2: 3 rounds on two targets 2 rounds on two targets

**Pistol** position 1: repeat rifle instructions with pistol targets, can return pistols to leather or restage



Position 1



Position 2