

Wild Bunch Stage # 1-1



“Hachita”

Between Apache Peak and Hachita Peak sits a sleepy town, the gateway to Playas and the emrtc.nmt.edu training center for Energetic Materials Research and Testing Center; First Responder training for bomb attacks.

Staging: Rifle loaded 7 rounds on left horse

Pistol loaded 7 rounds holstered THREE mags

Shotgun loaded with 5 rounds on the right horse

Standing at the left horse holding dynamite, shooter throws into bucket and says;

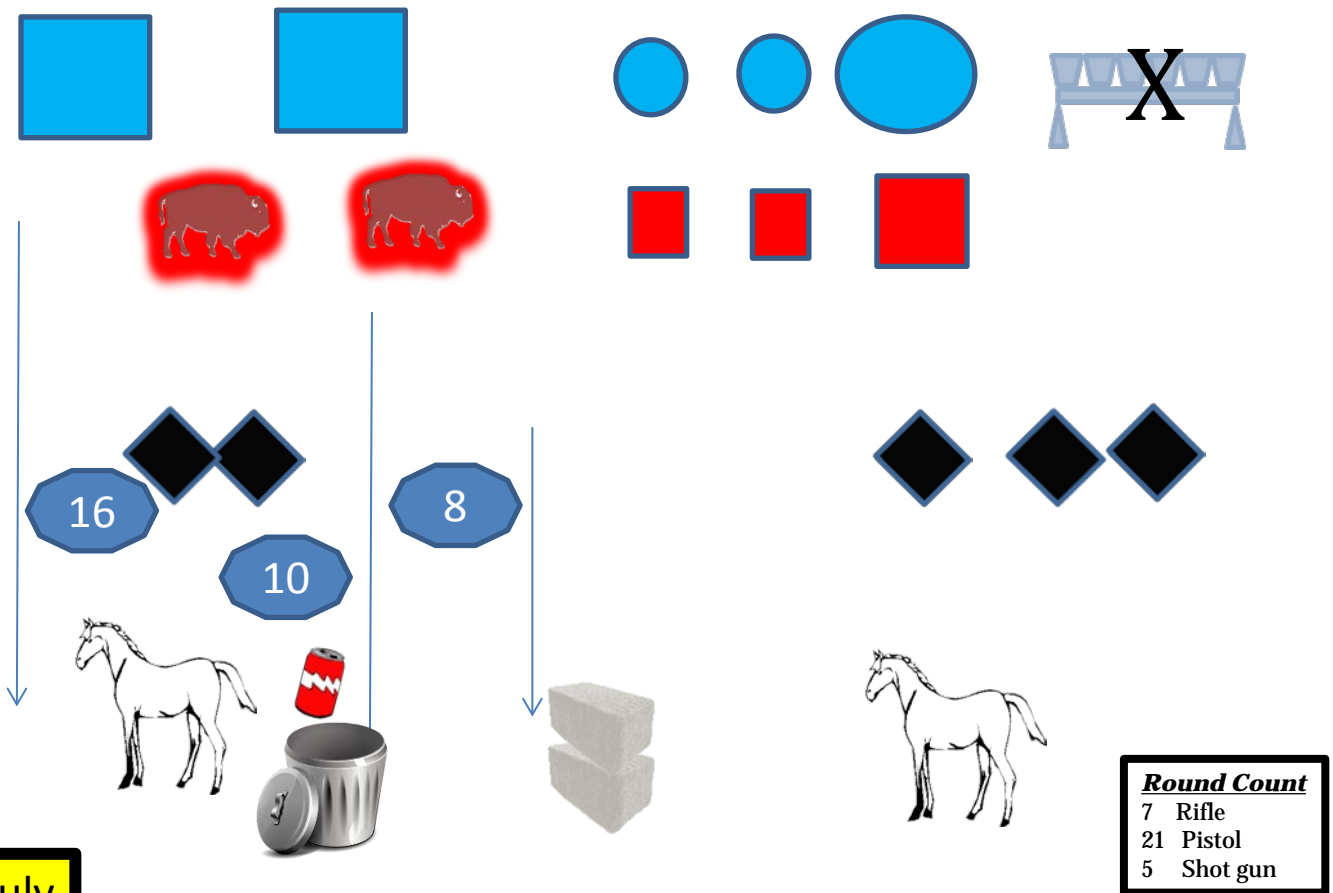
“dynamite!”

ATB: Pick up the rifle and double tap squares, single tap circles in any order.

Pick up the shotgun and engage knockdowns in any order

DRAW PISTOL double tap the buffalo, single tap the squares REPEAT TWICE

Make pistol safe then holster and retrieve your long guns and proceed to the unloading table. Magazines will be picked up by the brass pickers.



| Round Count | |
|-------------|----------|
| 7 | Rifle |
| 21 | Pistol |
| 5 | Shot gun |

July

Wild Bunch Stage # 1-2



“Hachita to Antelope Wells”

Six hours of rough riding to the border through the Animas Mountains. Named not for antelope or wells, but after an old ranch and established as a Port of Entry by Ulysses S. Grant in 1872. 1 mile unpaved to the south

- Staging:** Rifle loaded 10 rounds on the hay bale
Pistol loaded 7 rounds holstered TWO mags
Shotgun loaded with 5 rounds on the hay bale

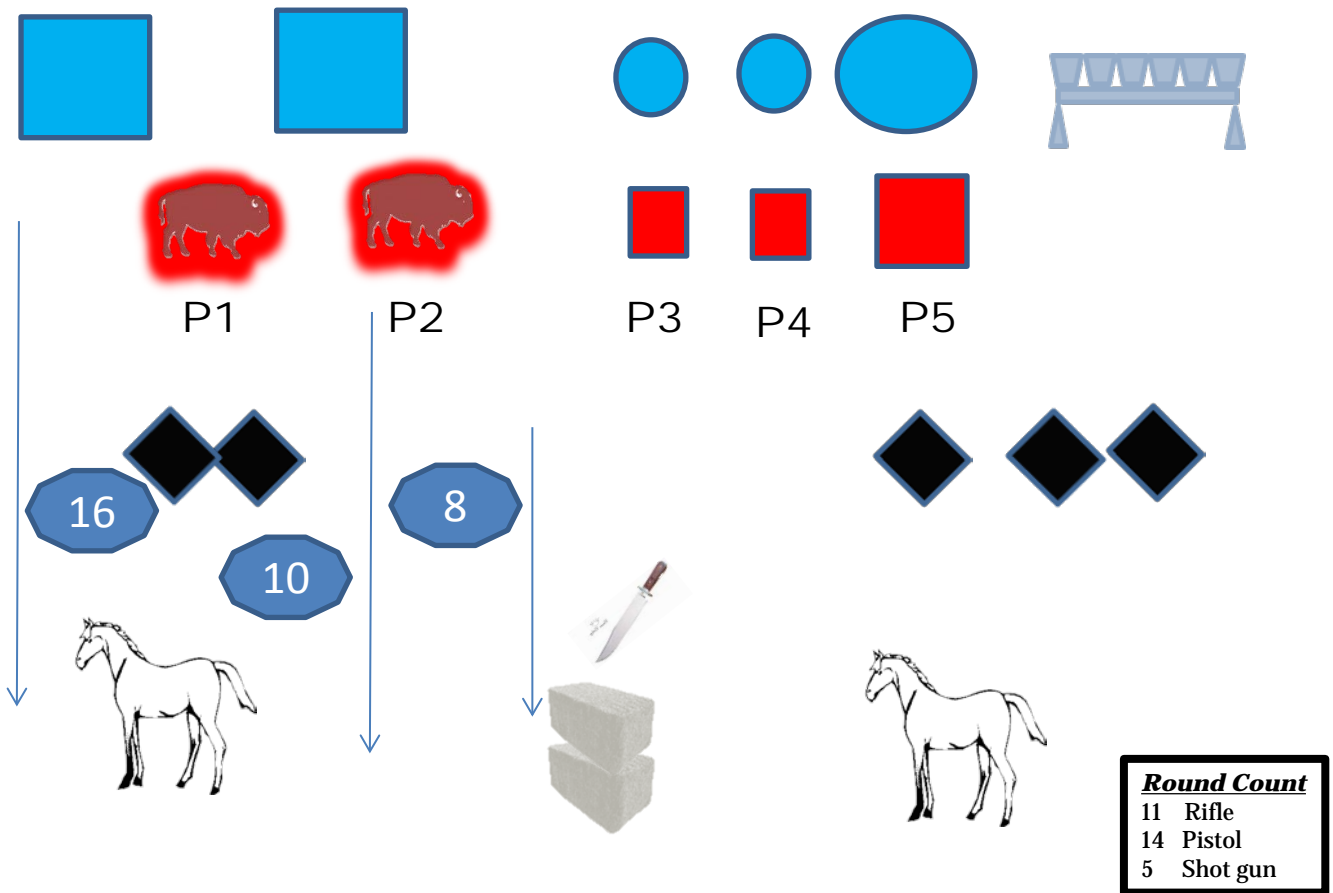
Standing at the hay bale, both hands holding the knife, shooter says;

“rib or loin”.

ATB: Pick up the rifle. Engage the rifle targets in a continuous sweep from either side. **Reloading one round.** Make rifle safe, Pick up the shotgun and engage the 5 shotgun targets in any order. Make shotgun safe.

DRAW PISTOL engage targets in a California sweep from the left out and back P1,P2,P1,P3,P1,P4,P1,P5,P1,P4,P1,P3,P1,P2

Make pistol safe then holster and retrieve your long guns and proceed to the unloading table. Magazines will be picked up by the brass pickers.



| Round Count | |
|-------------|---------|
| 11 | Rifle |
| 14 | Pistol |
| 5 | Shotgun |

Wild Bunch Stage # 2-3



“Parral, Chihuahua, Mexico“

Three days ride south of Columbus, NM was where the Constitutionalist faction of the Mexican Government stopped the US troops in April 1916. Remaining there until February 1917, still not able to apprehend Villa

Staging: Rifle loaded 10 rounds on the barrel

Pistol loaded 7 rounds holstered THREE mags

Shotgun loaded with 5 rounds staged on the barrel

Standing at the barrel both hands on the bottle, shooter says;

“Stop”.

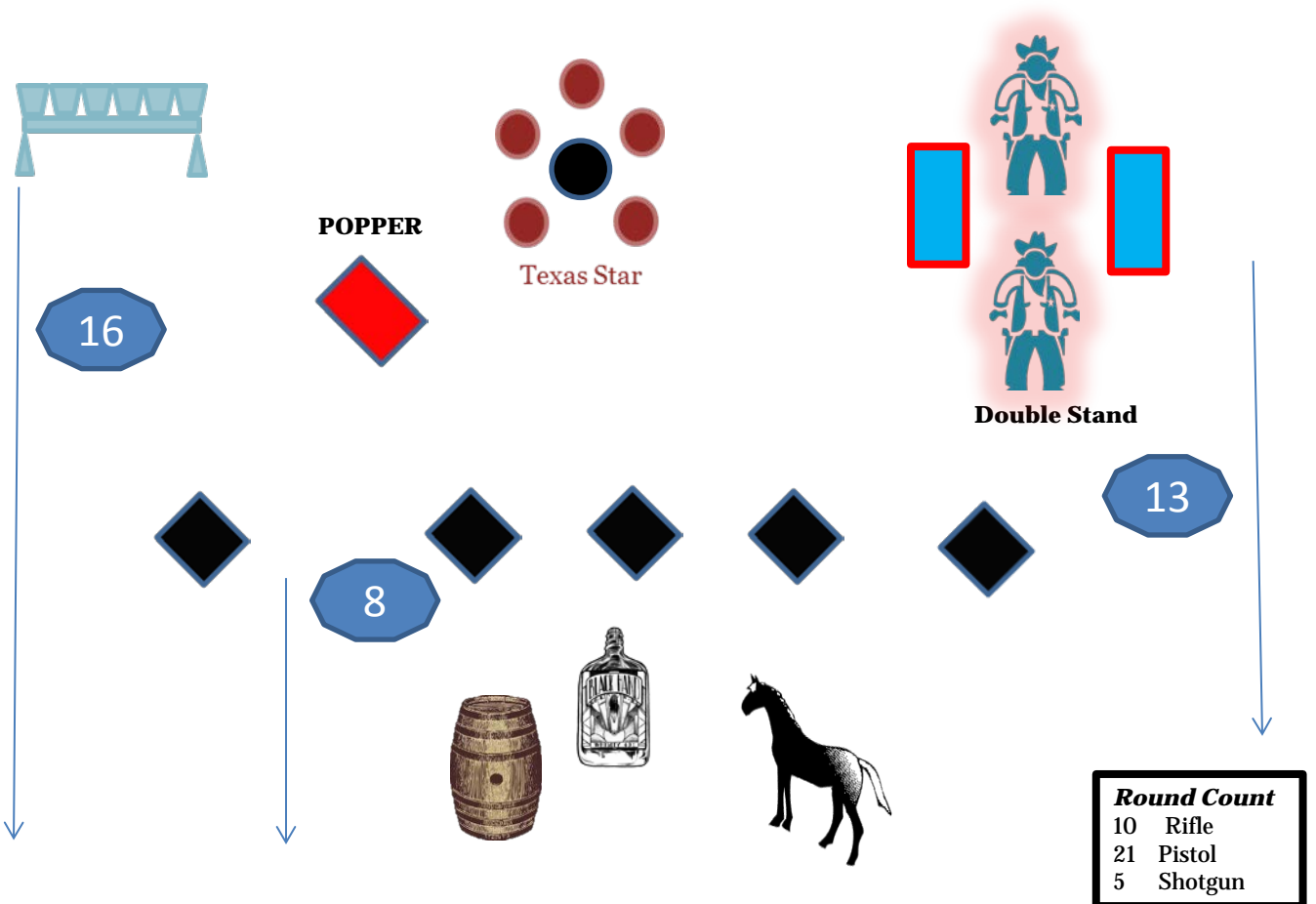
ATB: Pick up the rifle and engage targets in any order. Make rifle safe.

Pick up the shotgun and engage the shotgun targets in any order. Make shotgun safe.

Draw pistol and engage the star and double tap remaining pistol targets in any order.

Extra dump at Popper.

Make pistol safe then holster and retrieve your long guns and proceed to the unloading table. Magazines will be picked up by the brass pickers.



Wild Bunch Stage # 2-4



“Las Barras Sonora”

The Wild Bunch encountered many obstacles in trying to hideout in the mountainous areas south of the border. More often forced to stay north for water, game and easy pickins off travelers.

Staging: Rifle loaded 7 rounds on the right horse

Pistol loaded 7 rounds holstered THREE mags

Shotgun loaded with 5 rounds staged on the right horse

Standing at the right horse both hands on the axe, shooter says;

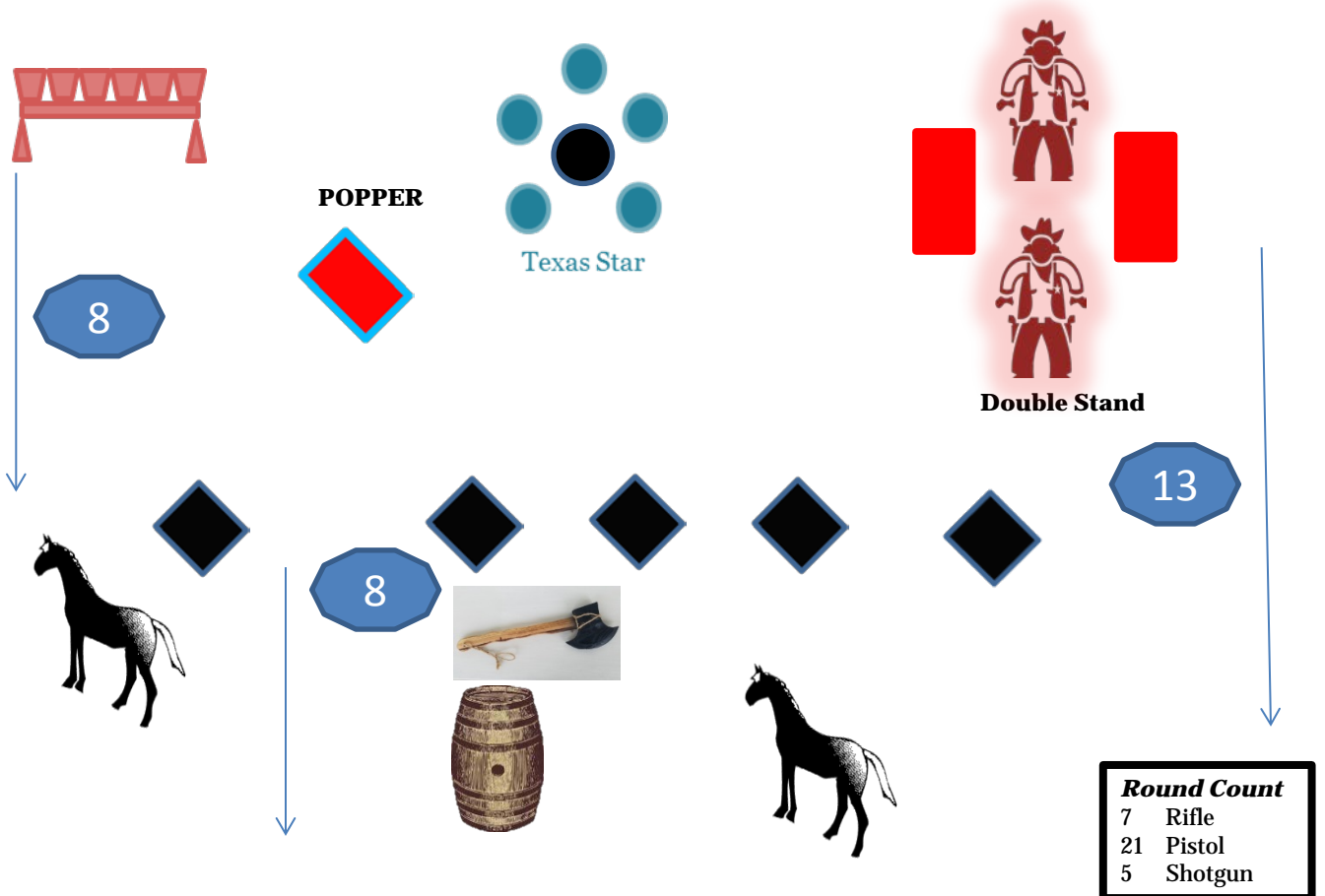
“lets go”.

ATB: Pick up the shotgun and engage the shotgun targets in any order. Make shotgun safe,

Pick up the rifle. Engage the Texas Star, extra on popper. Make the rifle safe

Draw pistol and engage the targets 4 rounds on the cowboys, 3 on the rectangles, then move to and engage the plate rack. Last shot on the popper.

Make pistol safe then holster and retrieve your long guns and proceed to the unloading table. Magazines will be picked up by the brass pickers.



Wild Bunch Stage # 3-5



“White Canyon to Agua Prieta, Sonora, Mexico”

When travelling west through the water holes of Whitmire Canyon to Agua Prieta the Wild Bunch would find the HQ of the San Simon Cattle Company where it is presumed Geronimo surrendered at the end of their ranch road.

Staging: Rifle loaded 7 rounds on the cactus.

Pistol loaded 7 rounds holstered FOUR mags

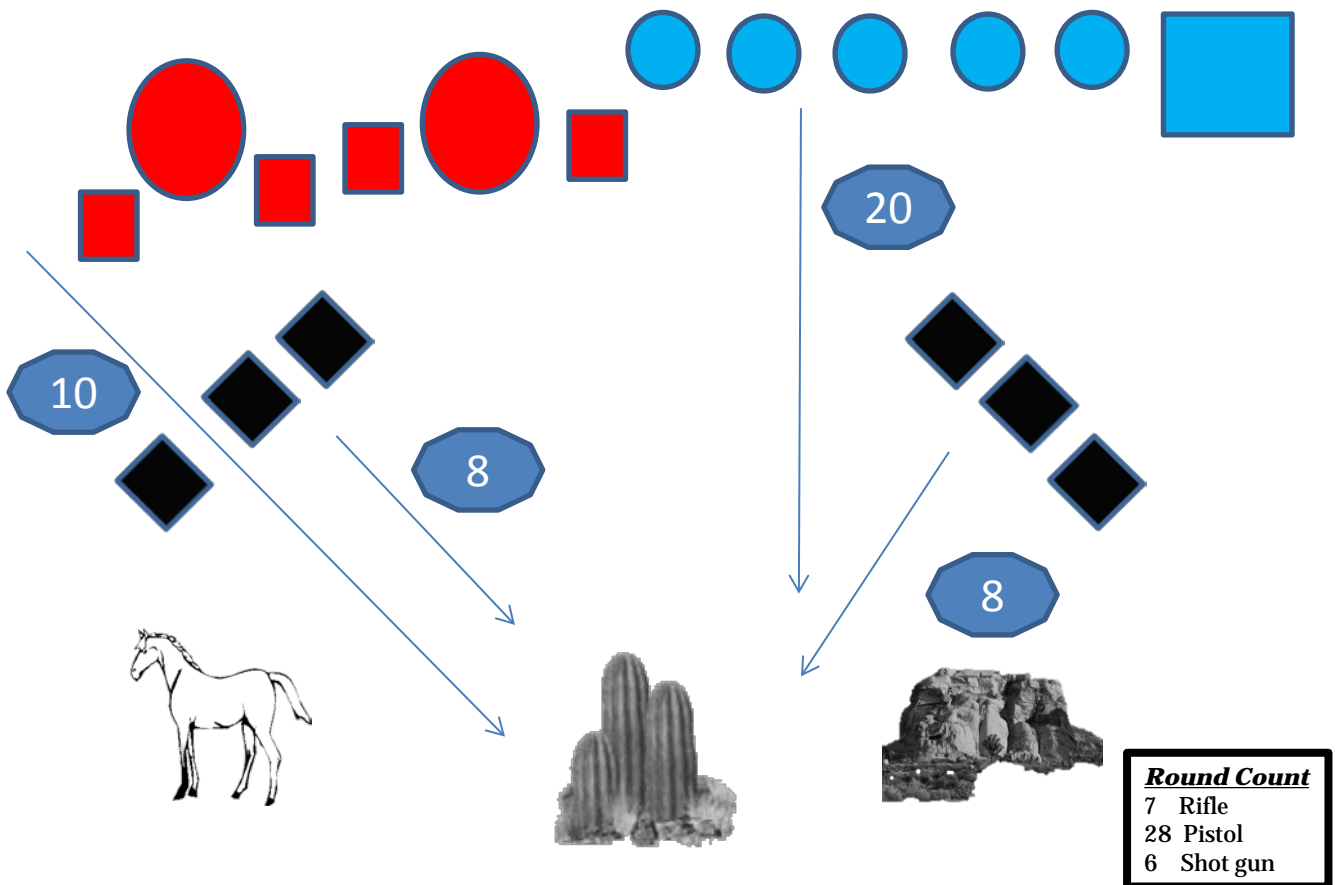
Shotgun loaded with 6 rounds held port arms.

Standing at the cactus with shotgun at port arms, the shooter says:

“Geronimo!”.

ATB: Shooters choice. Engage 3 shotgun targets in any order. Make the shotgun safe. Pick up rifle and sweep the rifle targets from the LEFT ending with a double tap on the Square. Make rifle safe. Retrieve shotgun and finish the other 3 shotgun targets. Make shotgun safe. Draw your Pistol and engage the pistol targets with a triple tap on each square interspersed with one shot on the LARGE CIRCLE, and repeat.

Make pistol safe then holster and retrieve your long guns and proceed to the unloading table. Magazines will be picked up by the brass pickers.



Wild Bunch Stage # 3-6



“San Simon now the Kimble Ranch”

One of the few “permanent “ water sources the Mormon Tanks, forced the Wild Bunch around Leslie Canyon on the way down to Agua Prieta, crossing the border at Douglas, AZ. Established in 1535, home of Company C of the US Cavalry in 1878. Protecting copper mines and the border.

Staging: Rifle loaded 10 rounds in hand

Pistol loaded 7 rounds holstered – TWO mags

Shotgun loaded with 6 rounds on the cactus

Standing at the left gun horse with shotgun at port arms, the shooter says:

“Blood and Steel”. (Regimental motto)

ATB: Engage the rifle targets with a Progressive sweep from the left Make rifle safe. Shotgun, sweep from the left. Make shotgun safe.

Draw your pistol and sweep the square pistol targets from the left, then triple tap either circle. REPEAT

Make pistol safe then holster and retrieve your long guns and proceed to the unloading table. Magazines will be picked up by the brass pickers.

