

Stage # 1

Leaving on a jet plane



10 Pistol, 10 Rifle, 2 + Shotgun

Staging Rifle loaded with 10 rounds staged safely
Pistols loaded with 5 rds. each holstered
Shotgun staged anywhere safely

Starting position; Standing anywhere at the ready (not touching guns or ammo) shooter may indicate ready by saying “**I hate to go**” rifle cannot be last

ATB: Rifle at position 2 : knockdown 10 targets

Pistol at position 1: triple tap p2, then single tap remaining targets, Then triple tap P1 or P3 and single tap remaining targets

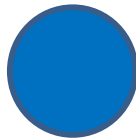
Shotgun at position 1 or 2: knock down 2 targets any order, then any knockdown targets remaining up can be made up with shotgun



P1



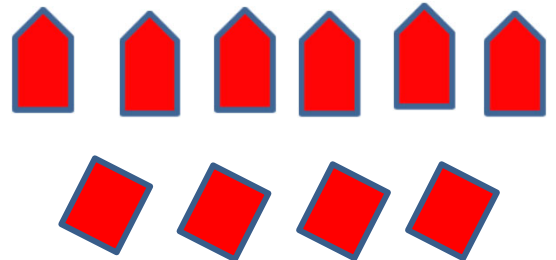
P2



P3



Falling Plate Rack



Position 1



Position 2

Stage # 2

Sunshine on my shoulders



10 Pistol, 10 Rifle, 6+ Shotgun

Staging anywhere safely, pistol holstered

Starting position: Shooter starts standing behind a position first firearm in hand(s)
When ready shooter may indicate ready by saying **"Makes me high!"**


ATB:

Shotgun at position 1 engage 6 shotgun targets,



Rifle at position 1, 10 rounds to knock down 6 targets on rack, any remaining rounds dump on RO, misses on RO are a miss. rifle cannot be last, Knockdown plates left standing can be made up with shotgun

Pistol at position 2, engage targets in a 4,1,4,1 sweep starting on either end

Shotgun at position 1 engage 6 s/g targets and any remaining plate rack targets



Position 1



Position 2



Stage # 3

Take me Home, Country Roads

10 Pistol, 10 Rifle, 4 + Shotgun

Staging: anywhere safely, pistol holstered

Starting position; Standing behind position 1, hands up in air to the heavens, when ready shooter may indicate ready by saying: “**Mountain Momma.**”

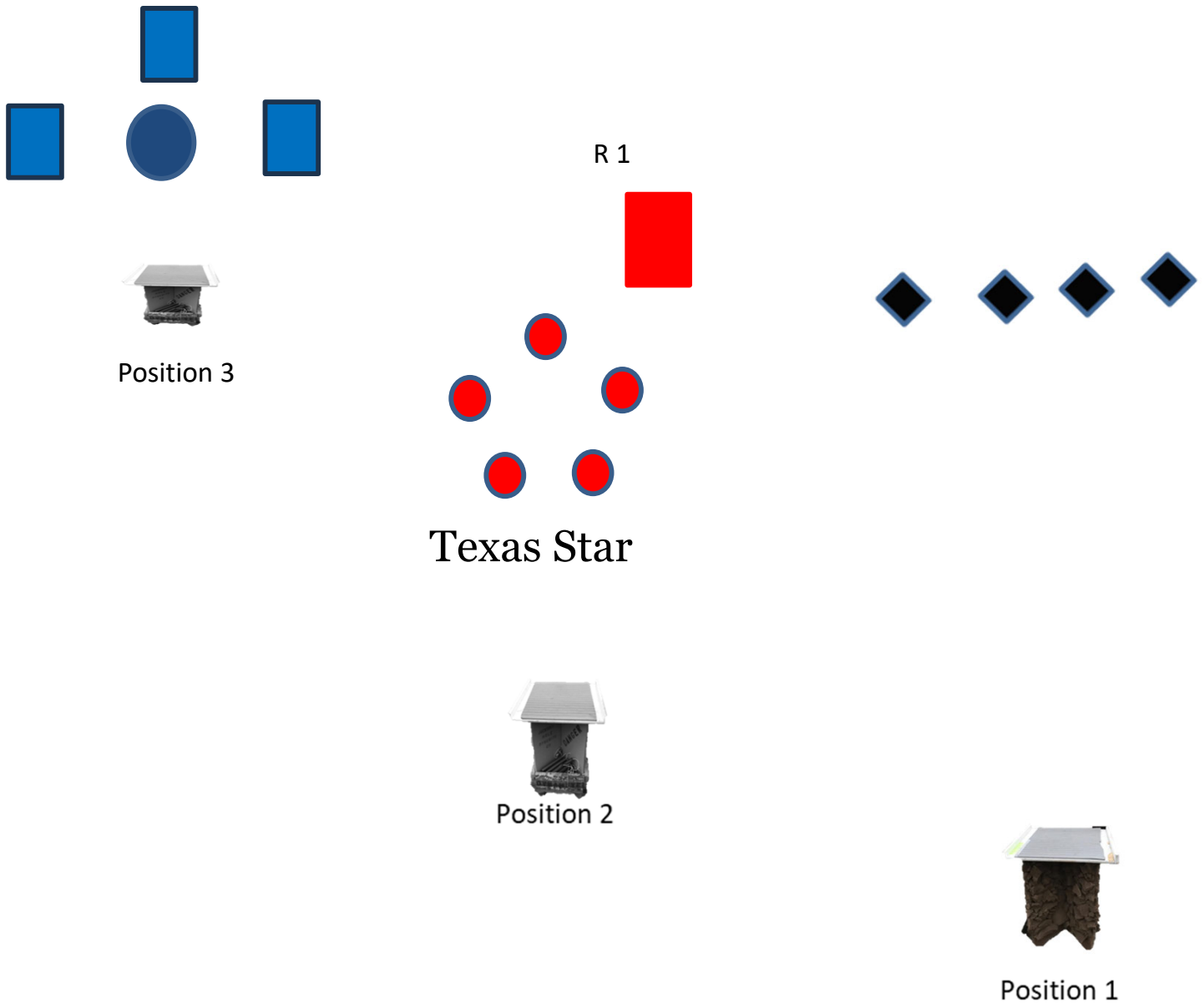
ATB

Shotgun from position 1 engage the 4 targets

Rifle from position 2, with 10 rounds, engage the Texas star until down, remaining on R-1

Misses on R1 are misses

Pistol from position 3; engage P targets in the following order put one shot on the circle then double tap any square, repeat, hitting the circle first and then the other squares with a double tap for 9 shots. With your 10th shot engage the circle.





Stage # 4

Rocky Mountain High

10 *Revolver*, 10 *Rifle*, 3 +*Shotgun*

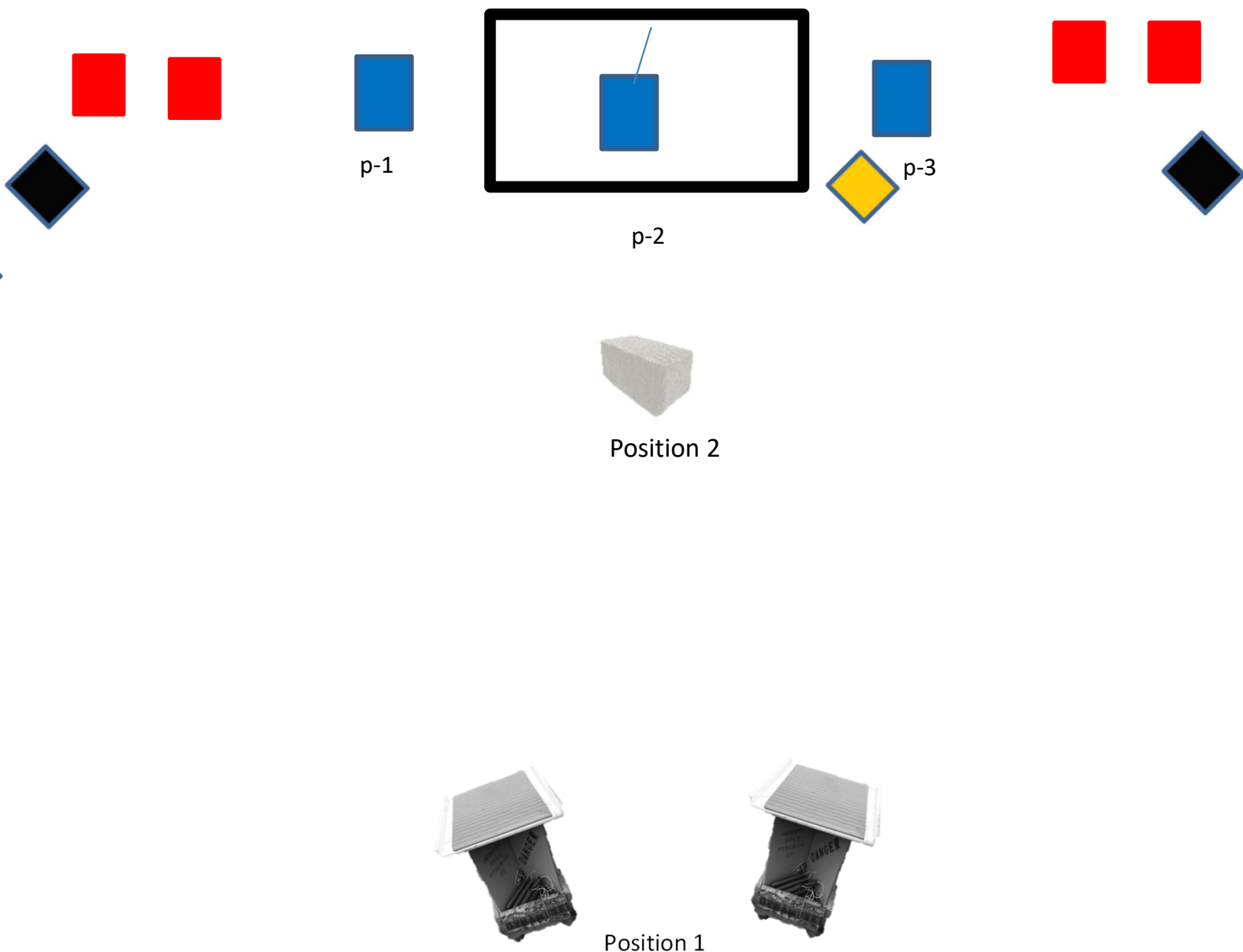
Start: At position 1 holding long gun of choice in hands. Revolvers loaded with 5 rds. each and holstered. Rifle loaded with 10 rds. and Shotgun staged anywhere safely, or in hands. Shooter may indicate ready by saying “**Fire in the Sky**”

On Signal: At position 1,

Shotgun knockdown 2 shotgun targets, and activator until down

Rifle, engage R targets with a Denver Sweep, single tap alternate between two Red targets for 5 rds. Repeat instructions with other Red targets,

Pistols: At position 2 with revolvers, First 5 rounds 1,2,1,2,2. With last 5 rounds 3,2,3,2,2.





Stage # 5

Thank God I'm a Country Boy

10 Revolver, 10 Rifle, 4 +Shotgun

Start: At position 1 first firearm in hand(s). Revolvers loaded with 5 rds. Each and holstered or in hand(s). Rifle loaded with 10 rds. and Shotgun staged safely or in hands. Firearms used in any order, rifle cannot be last. Shooter may indicate ready by saying **“Play Sally Goodin”**

On Signal: At position 1, knockdown 4 shotgun targets

At position 1 with rifle, engage R targets in a Calypso sweep, **1, 5, 2, 4, 3** with next 5 rounds engage targets as follows, **3, 4, 2, 5, 1**

At position 1 with revolvers repeat rifle instructions with P targets

