

Stage # 1

“Letter to Madeline” Ian Noe



10 Pistol, 10 Rifle, 4 Shotgun

Staging Anywhere safely, Pistols holstered

Starting position; Standing at position 2 at the ready (not touching guns or ammo) When ready shooter may indicate ready by saying “ **Oh rest easy, Madeline**” rifle cannot be last

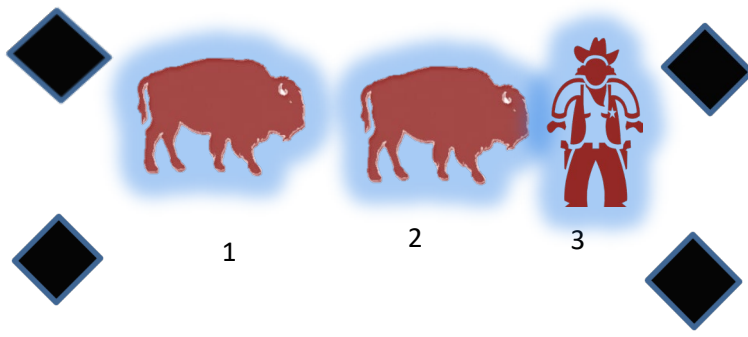
ATB:

Shooters Choice;

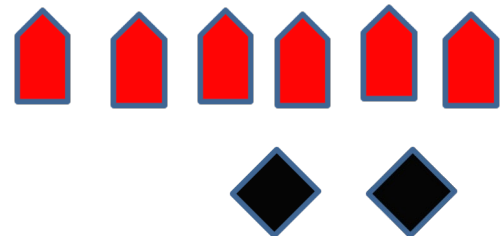
Rifle: at position 2, knockdown 8 targets with 10 rounds any remaining rounds on Cowboy # 3

Pistols: at position 1, double tap Nevada sweep targets

Shotgun; at position 1, Knock down the 4 shotgun targets in any order. Any Rifle knockdowns can be made up by firing additional shot shells down range



Falling Plate Rack



Position 1



Position 2

Stage # 2



I'm going to work on Maggie's Farm Goodnight Texas

10 Pistol, 10 Rifle, 6 Shotgun

Staging anywhere safely, pistols STAGED

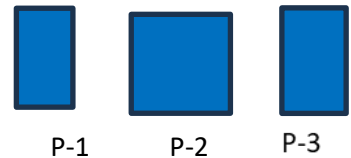
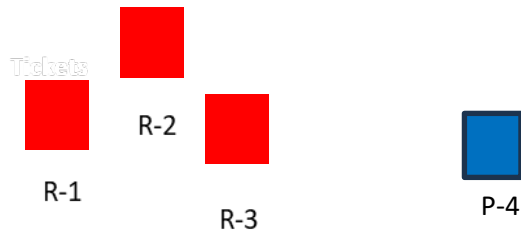
Starting position: Shooter starts standing behind a position first firearm in hand(s)
When ready shooter may indicate ready by saying **"Forever"**

ATB:

Rifle at position 2 engage R1,R2,R3 in a 3-4-3 sweep starting on either end for 10 rounds, rifle cannot be last

Pistol Staged at position 2, sweep targets 1,2,3 then double tap target 4, repeat instructions for next 5 rounds. Return to leather or table

Shotgun at position 1 engage 6 shotgun targets



Position 1



Position 2



Stage # 3

Black Lung The Dead South

10 Pistol, 10 Rifle, 6 Shotgun

Staging: anywhere safely, pistols holstered

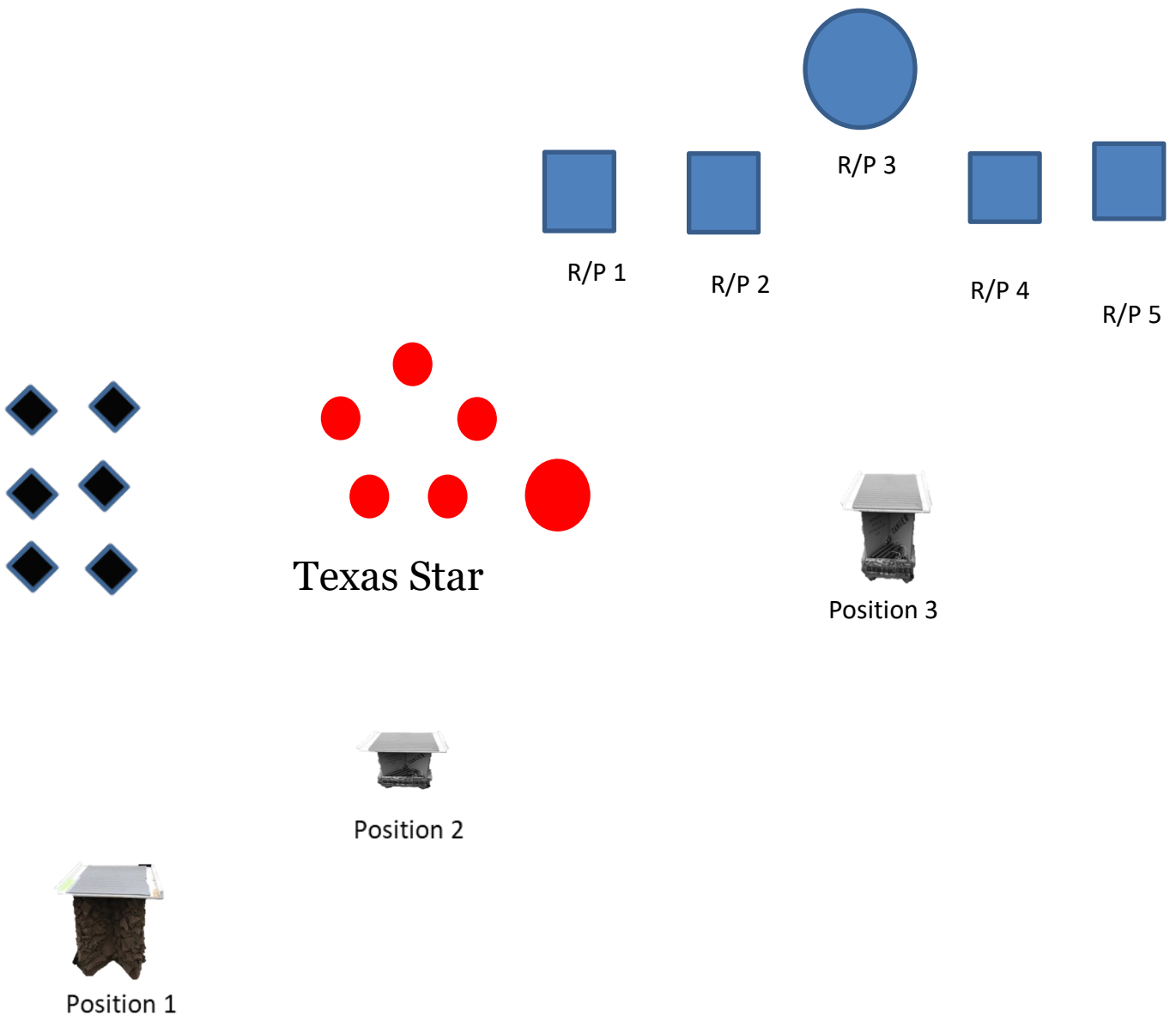
Starting position; Standing behind position1, shotgun in hands, when ready shooter may indicate ready by saying: “**Where I killed all of my best friends**”

ATB

Shotgun position 1 engage the 6 targets

Rifle from position 2, ten rounds to knock off 6 plates. Remaining rounds on red circle

Pistol from position 3 engage the targets in a double tap sweep





Stage # 4

Living on the Sand Colter Wall

10 Pistol, 10 Rifle, 4 Shotgun

Staging: anywhere safely, pistols holstered


Starting position; Standing behind position1, shotgun in hands, when ready shooter may indicate ready by saying: “**Going into town with 6 rounds**”

ATB

Shotgun position 1 engage the 4 targets

Rifle from position 1, 4-2-4 sweep red targets

Pistol from position 2, 4-2-4 seep blue targets



Position 2



Position 1



Stage # 5

Waiting around to die Whitey Morgan

10 Pistol, 10 Rifle, 4 Shotgun

Staging: anywhere safely, pistol holstered

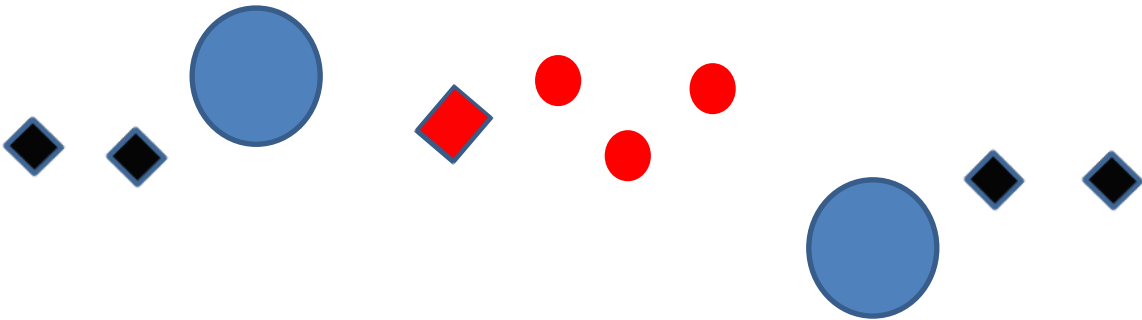
Starting position; Standing behind position1, shotgun in hands, when ready shooter may indicate ready by saying: “I guess I’ll keep a-gambling”

ATB

Rifle from position 1, 3 rounds on three targets last round on knockdown

Pistol from position 1 and 2 five rounds on blue targets (split pistol)

Shotgun position 1 and 2, engage the 2 targets with 5 rounds each



Position 2



Position 1