

Stage # 1

I smell smoke



10 Pistol, 10 Rifle, 4+ Shotgun

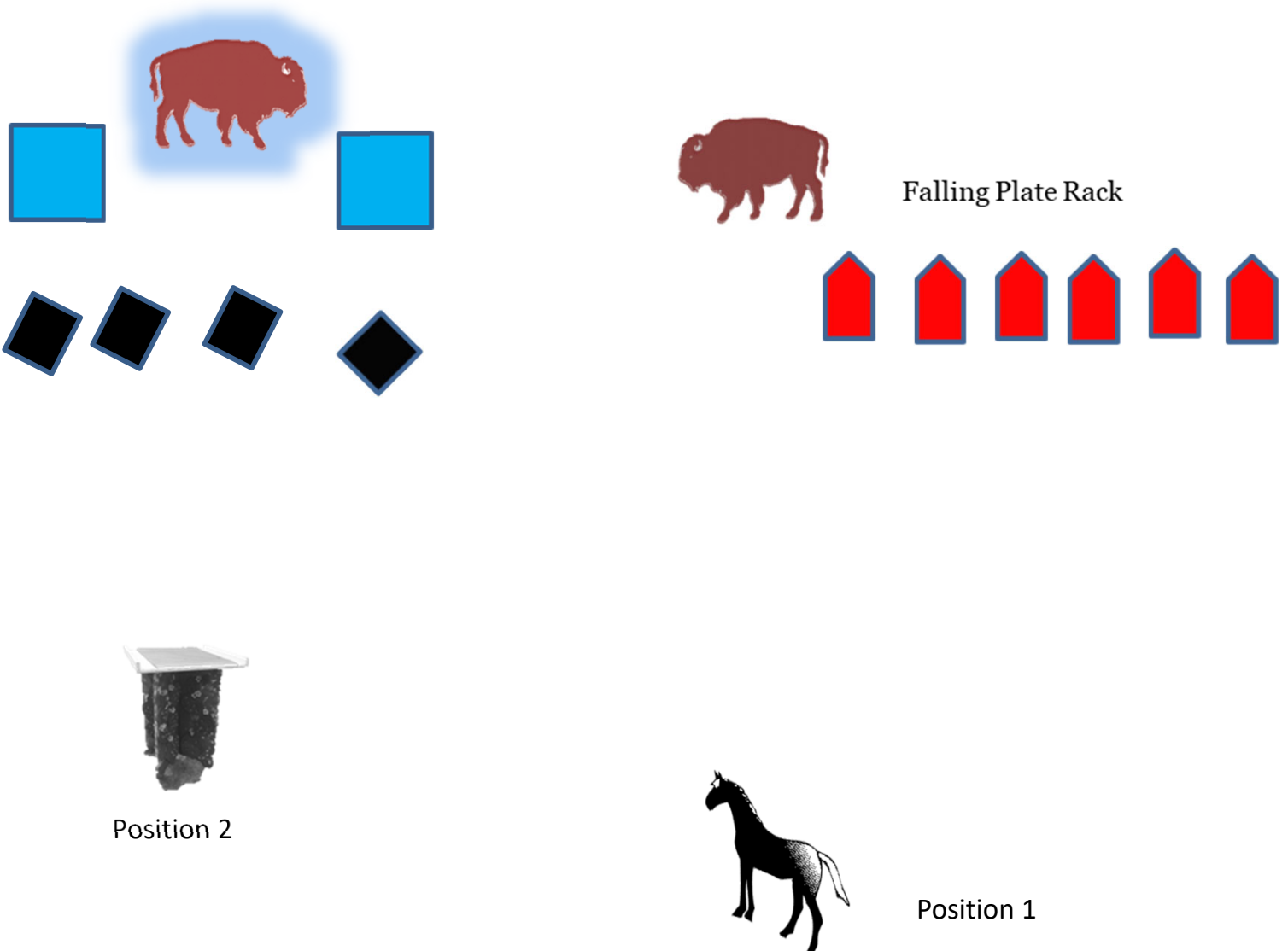
Staging Rifle loaded with 10 rounds staged safely
Pistol loaded with 5rds. holstered
Shotgun staged anywhere safely

Starting position; Standing at position 2 rifle in hands, shooter may indicate ready by saying : “**Smell That?**”

ATB: Rifle at position 1 : knockdown 6 targets on rack and 4 remaining rounds on each stationary target.

Pistol at position 2: at least 3 rounds on each stationary targets, single tap only, any order no double or triple taps

Shotgun at position 2 : knock down 4 shotgun targets any order then any plates left standing can be made up with rounds fired into berm



Stage # 2

Evacuate



20 Pistol, 20 Rifle, 3+ Shotgun

Staging anywhere safely, pistol holstered

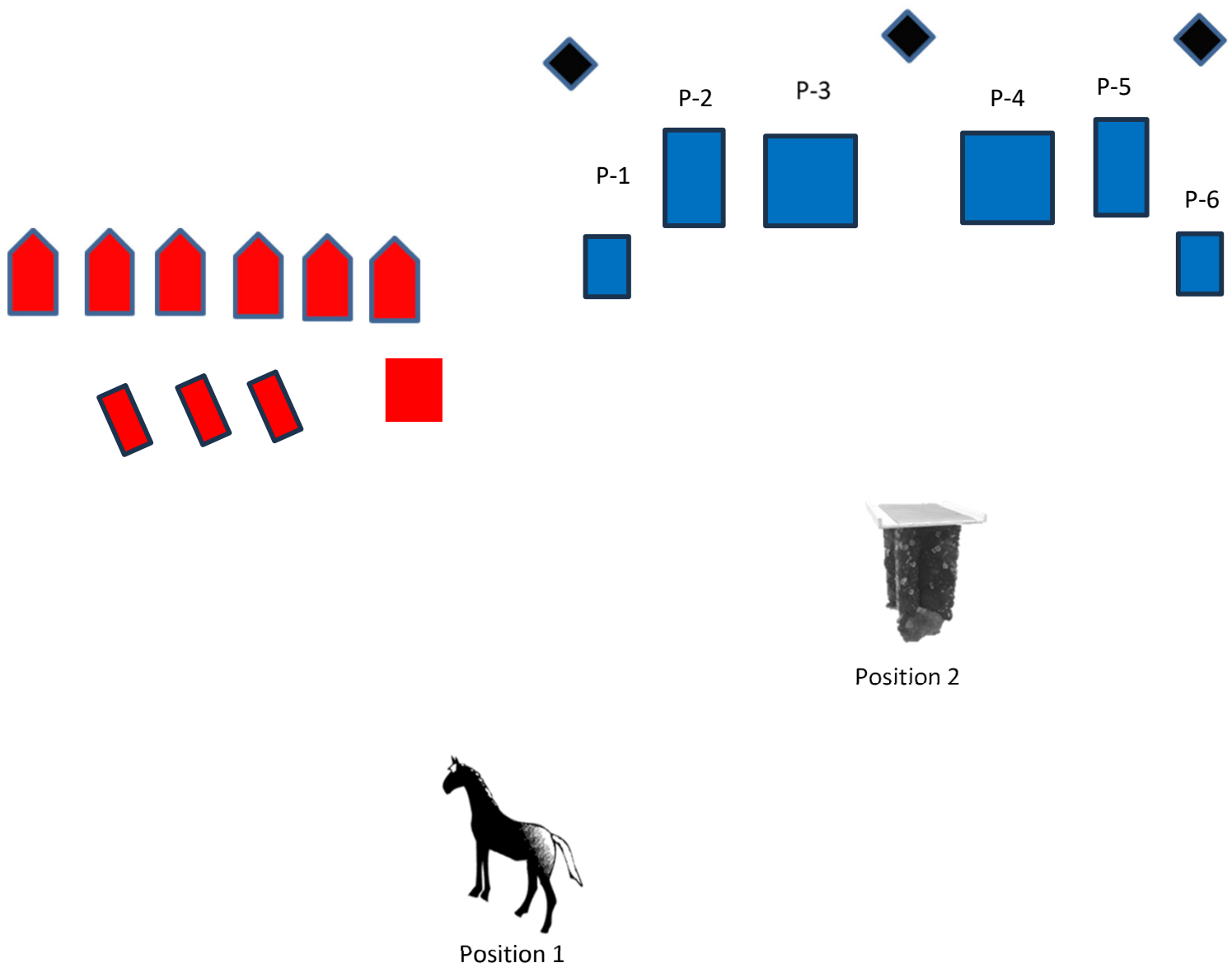
Starting position: Shooter starts standing behind a position, surrender position. When ready shooter may indicate ready by saying **"Time to Go!"**

ATB:

Rifle at position 1, 6 rounds to knock down 6 targets on rack, then three knockdowns and 1 red square

Pistol at position 2, engage P targets with 2 Nevada sweeps weeps each starting from an outside target and then use 4 targets, (1,2,3,2,1, then use opposite end (6,5,4,5,6)

Shotgun at position 2 engage 3 s/g targets





Stage # 3

Mighty Ducks

10 Pistol, 10 Rifle, 2+ Shotgun

Staging: safely, pistol holstered

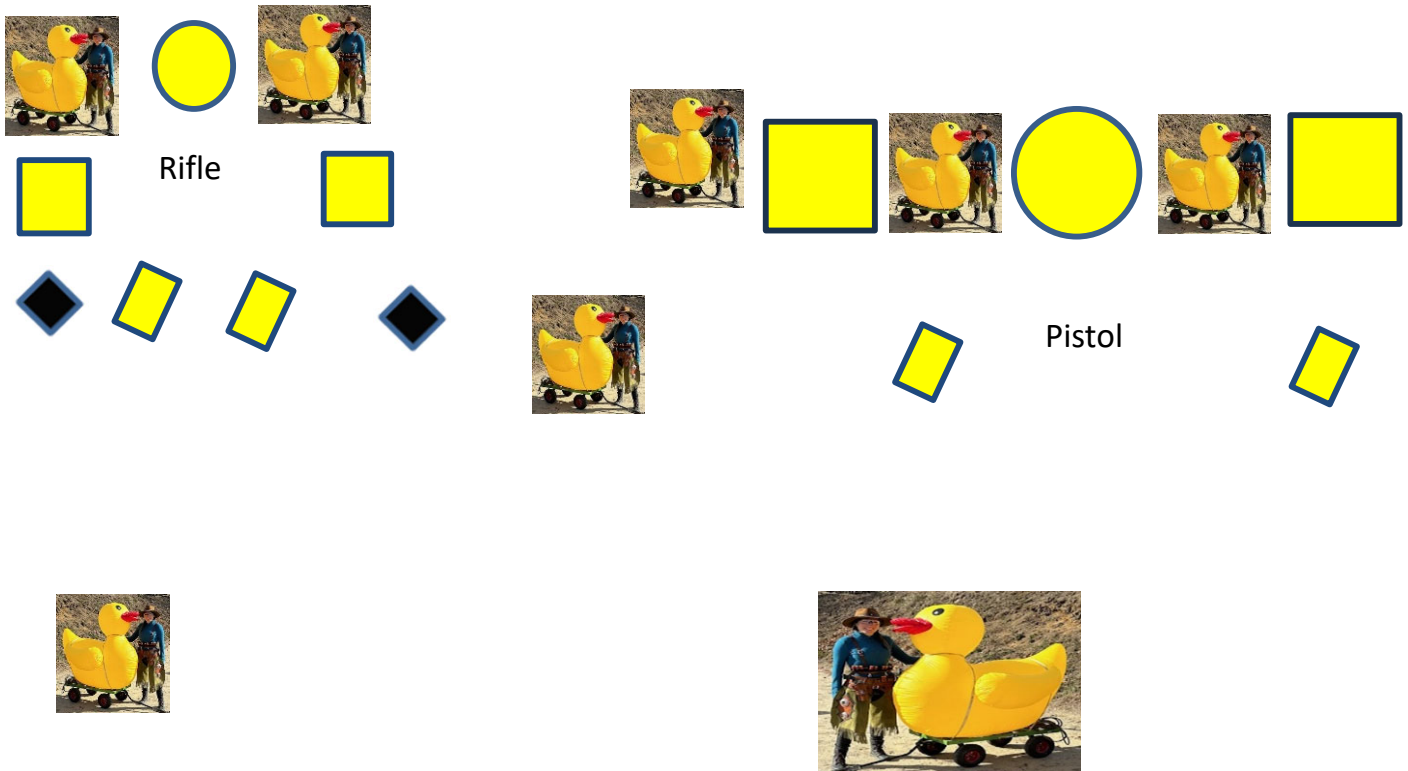
Starting position; Standing behind position 1, first firearm in hands, when ready shooter may indicate ready by saying: “**Quack,Quack,Quack**”

ATB start with any firearm

Rifle: Knockdown yellow knockdown, then double tap two rifle targets, repeat instructions with other knockdown

Shotgun: knock down 2 shotgun targets

Pistol: repeat rifle instructions with pistol targets



Position 1



Stage # 4

Flatulence at the loading table

10 **Rifle**, 10 **pistol** 4 + shotgun


Start: At position 1 pinching your nose, Shooter may indicate ready by saying “it wasn’t me ” start and end any firearm

On Signal: At position 1, or 2

Pistol :engage P targets, 4 rds. On P-1 and P4, 1 rd on P2 and P3

Rifle: repeat Pistol instructions using rifle targets

Shotgun: knockdown 4 targets



Position 1



Position 2



Stage # 5

Pope Francis

10 Revolver, 10 Rifle, 4 +Shotgun

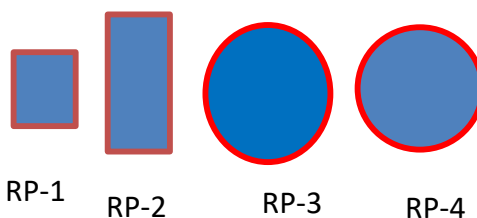
Start: At position 1, throw a silver bar in the bucket for a 5 second bonus
Revolvers loaded with 5 rds. Each and holstered . Rifle loaded with 10 rds. and
Shotgun staged safely . Long guns any order. Shooter may indicate ready by
saying **“Voice of the Poor”**

On Signal: At position 1: throw silver bar into bucket,
At position 1:

Rifle: Hoot Sweep targets (1,2,2,3,3,2,2,3,3,4)

Shotgun: knockdown 4 targets

Pistol at position 2 repeat rifle instructions



Position 1



Position 2