



Stage # 1



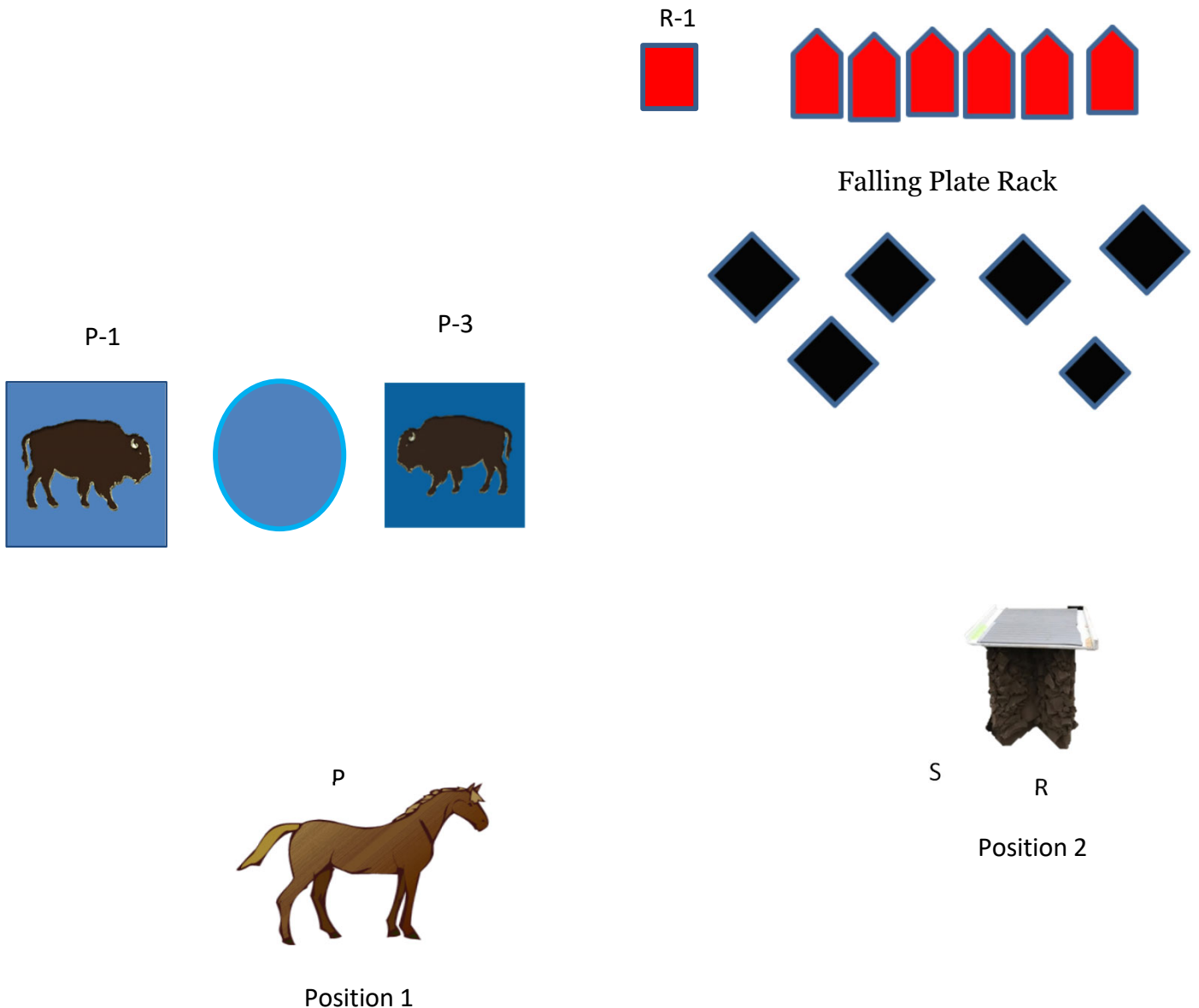
10 Revolver, 10 Rifle, 6+ Shotgun
Lone Watie aka Chief Dan George

Start: At position 1, at the ready. Revolvers loaded with 5 rds. each and holstered. Rifle loaded with 10 rds., empty shotgun both staged anywhere safely. Rifle cannot be last. Shooter may indicate ready by saying **“Get ready little lady, Hell is coming to Breakfast”**

On Signal: with revolvers, engage P1-P3 with a 3-4-3 sweep starting on either end for 5 rds.

With Rifle at position 2 engage must kill knockdown rack until down, any remaining rds. place on R1 for a total of 10 rounds

With shotgun knockdown 6 shotgun targets from position 2





Stage # 2

Captain Fletcher aka John Vernon
10 Revolver, 10 Rifle, 4+Shotgun

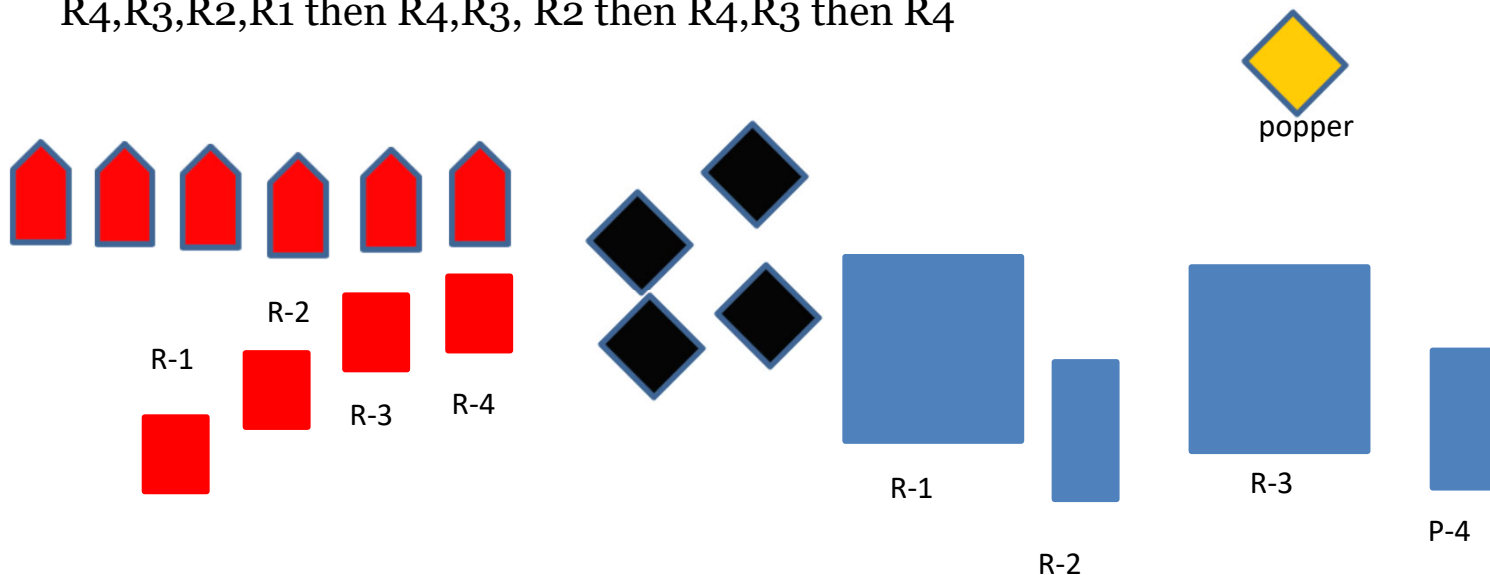


Start: At any position hands on hat or head. Revolvers loaded with 5 rds. Each and holstered. Rifle loaded with 10 rds. and Shotgun staged anywhere safely. Firearms used in any order, rifle cannot be last. Shooter may indicate ready by saying **“I think I’ll go down to Mexico and try and find him”**

On Signal: With rifle at position 1 engage the knockdown rack and R1,2,3,4 any order.

At position 2, knockdown the 4 shotgun targets. Then, If any plates are left up, engage popper for each standing plate.

With pistols at position 2 engage 4 targets in a drop back sweep from either end R1,R2,R3,R4 then R1,R2,R3 then R1,R2 then R1 or R4,R3,R2,R1 then R4,R3, R2 then R4,R3 then R4



Position 1



Position 2



Stage #3



Bloody Bill Anderson aka John Russell

10 Revolver, 10 Rifle 4+ shotgun

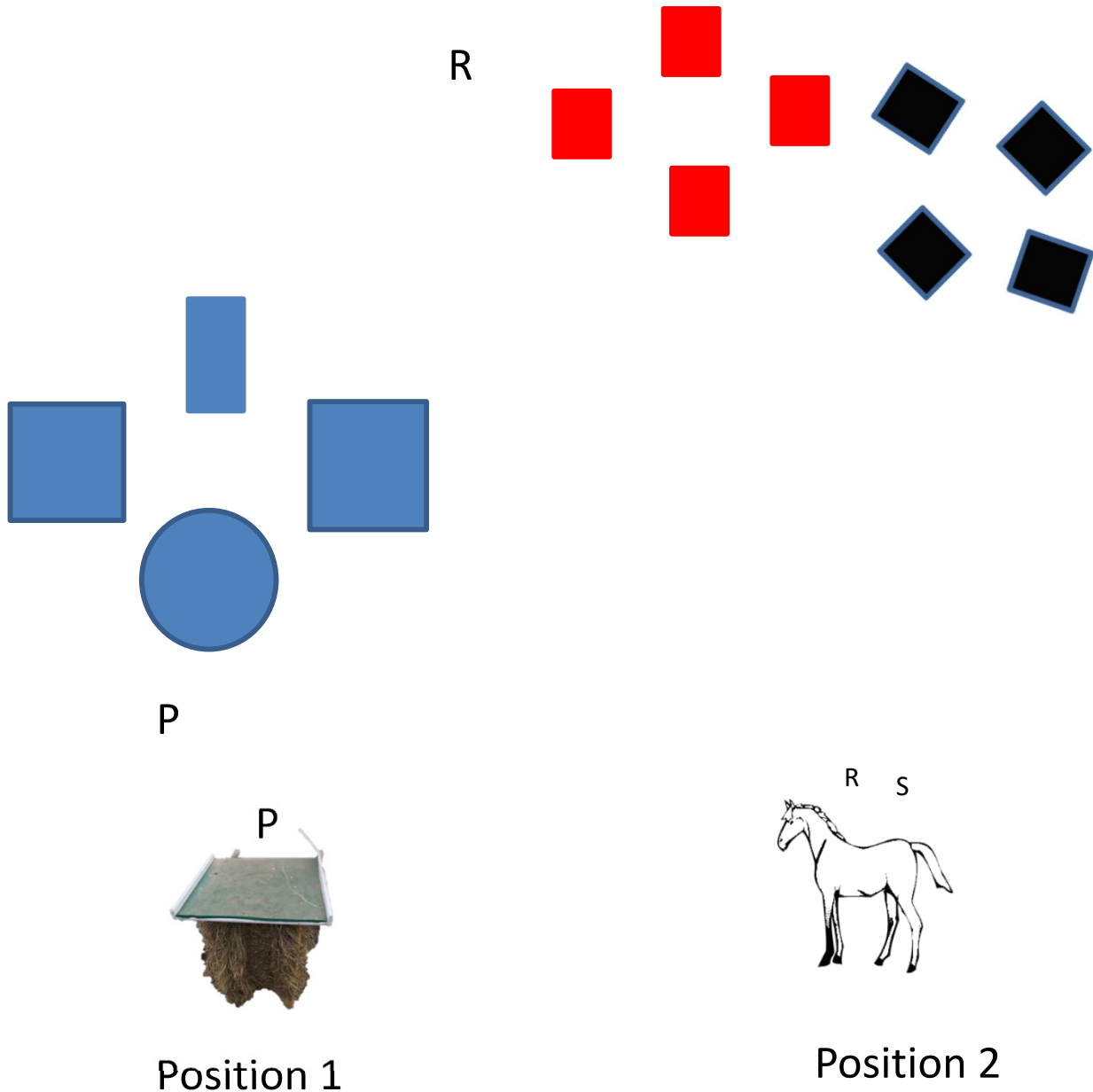
“Start: at any position, first firearm in hand(s) Rifle loaded with 10 rds, Revolvers loaded with 5 rds. and holstered or in hand(s), shotgun and rifle staged safely or in hands. Shooter may indicate ready by saying **“we’re goin’ up there and set things aright.”**

On Signal: With rifle, at position 2 engage the four “R” targets with a clockwise(cw) or counter clockwise(ccw) direction for 5 rounds, repeat the instructions for the next 5 rounds

With shotgun at position 2, knockdown 4 SG targets

With revolvers, at position 1, repeat rifle instructions on the 4 “P” targets

The cw/ccw engagement are individual 5 round sequences shooter may start with target of their choice rifle cannot be last





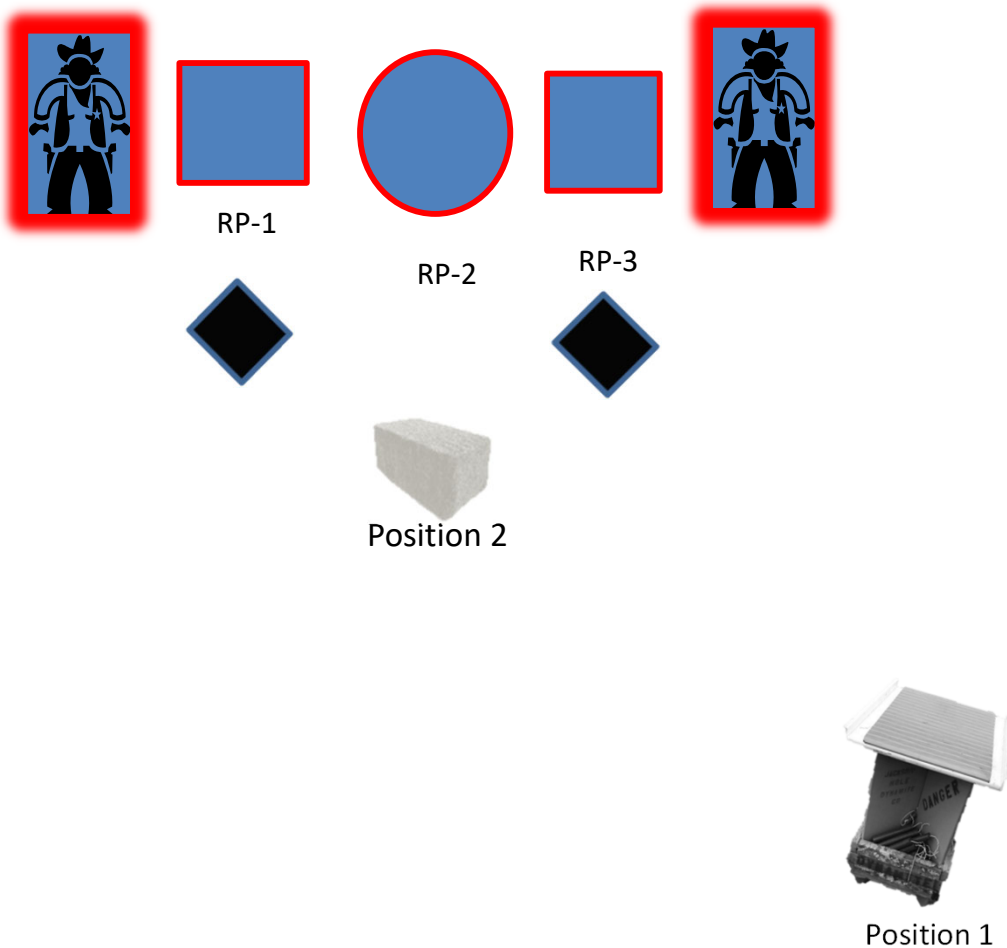
Stage # 4

Granny Hawkins aka Madeline Taylor Holmes
10 Revolver, 10 Rifle, 2 + Shotgun



Start: At position 1 holding the corn cob pipe at position 1. Revolvers loaded with 5 rds. Each and holstered. Rifle loaded with 10 rds. and Shotgun staged anywhere safely. Shooter may indicate ready by saying “**You can pay me when you see me again, Josey Wales**”

On Signal: At position 1, knockdown 2 shotgun targets
At position 1 with rifle, engage RP targets with a Granny Sweep, outside, *opposite* outside, inside, *opposite* inside, center-center, inside, *opposite* inside, outside, *opposite* outside. Yes you can
At position 2 with revolvers repeat rifle instructions





Stage # 5

Jaimie aka Sam Bottoms

10 *Revolver*, 10 *Rifle*, 4 + *Shotgun*

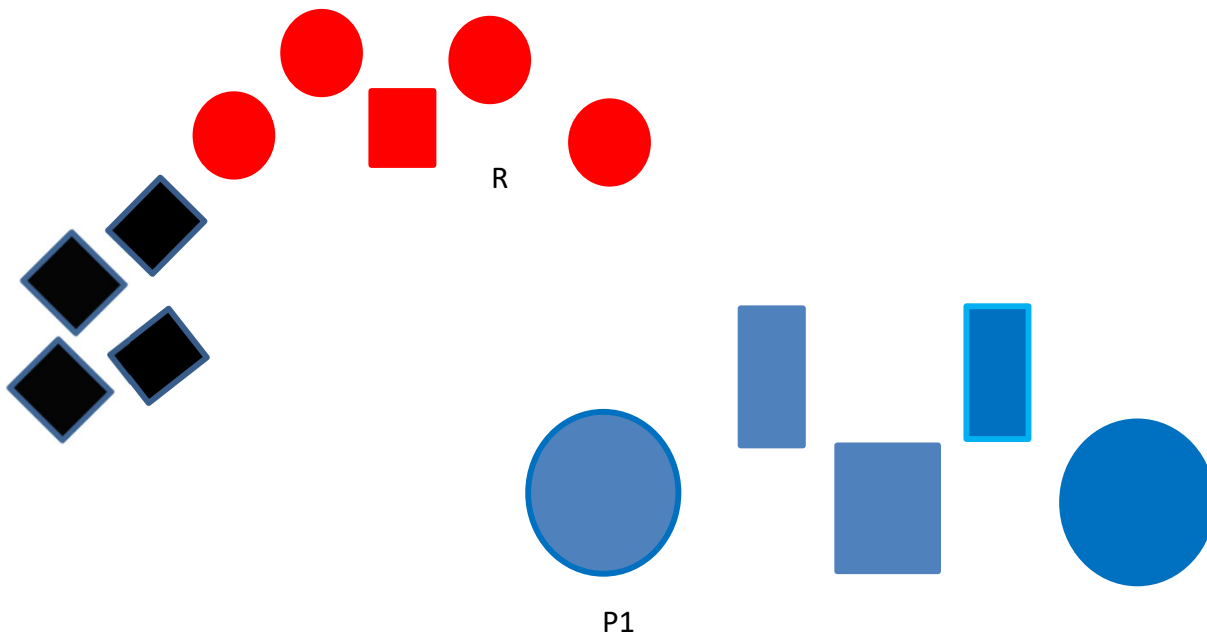


Start: At position 1 first firearm in hand(s). Revolvers loaded with 5 rds. Each and holstered or in hand(s). Rifle loaded with 10 rds. and Shotgun staged safely or in hands. Firearms used in any order, rifle cannot be last. Shooter may indicate ready by saying “**whupped em again, didn’t we Josey**”

On Signal: At position 1, knockdown 4 shotgun targets

At position 1 with rifle, engage R targets in a double tap sweep, either direction starting on either end,

At position 1 with revolvers repeat rifle instructions with P targets



Position 1