



# Stage # 1




## 10 Revolver, 10 Rifle, 4+ Shotgun


**Staging:** Two revolvers loaded with 5 rds each, holstered. Rifle loaded 10 rounds staged at position 1, Shotgun staged at position 1

**Starting Position:** at position 1, pointing toward high gas prices When ready, say **"I did that"**.


**Procedure:** At buzzer, with rifle sweep RP1-RP4 and plate rack, starting on either end of firing line. Make rifle safe into the berm. Engage four shotgun targets any order, THEN knockdown any remaining targets on plate rack, make sg safe. At position 2 with revolvers, sweep RP 1-4 targets from either end, double tapping first target, then single tap remaining targets for 5 rds.. Repeat instruction from opposite end with remaining 5 rds



RP-1



RP-2




RP-3



RP-4




Falling Plate Rack



P



Position 2



Position 1



# Stage # 2

## Circle Back


10 Revolver, 10 Rifle, 6+ Shotgun

**Staging:** Two revolvers loaded with 5 rds., each holstered, Rifle loaded with 10 rounds at position 2. Shotgun at position 2

**Starting Position:** Shooter starts with firearm(s) in hand(s) When ready say, **“We recognize this is a big problem”**:

**Procedure:** start with any firearm, rifle cannot be last at the buzzer, with revolvers engage P1-P3 with a Psaki Roll starting on either end. At position 2 with rifle, repeat pistol instructions at position 2 with shotgun engage 6 shotgun targets any order.

Psaki Roll: R1-R3-R2-R2-R1-R3-R2-R2-R1-R3 or R3-R1-R2-R2-R3-R1-R2-R2-R3-R1



Position 1



Position 2

# Stage #3

## Build Back Better

10 Revolver, 10 Rifle 4+ shotgun

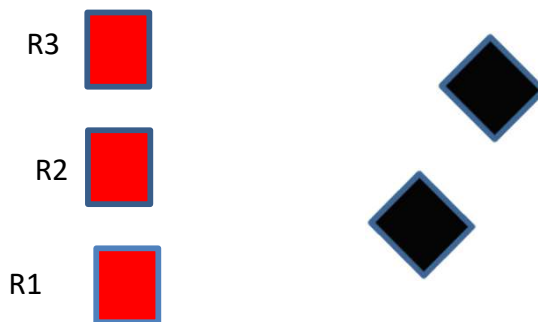


**“Staging:** Revolvers holstered with 5 rds each, Rifle loaded with 10 round at position 2, Shotgun staged at position 1 or 2.


**Starting Position :** Texas Surrender at position 1 or 2, rifle cannot be last When ready say **“I came for Ice Cream?”**

**Procedure:** At the buzzer engage P1-P3 in a Joe Biden Sweep. At position 2 with rifle repeat revolver instructions, at position 2 engage 2 shotgun targets any order.

Biden Sweep: Alternate between P1 and P2 for 5 rounds then repeat instructions using P2 and P3 for remaining 5 rds



P1




P2



P3




P S



Position 1

R S



Position 2

# Stage # 4



*I'm not working for you*



**10 Revolver, 10 Rifle, 4+ Shotgun**

**Staging:** Revolvers loaded with 5 rds. each and holstered, rifle loaded with 10 rounds at position 1, shotgun staged at position 1


**Starting Position:** Standing at position 1 thumbs in belt.

When ready says **“you’re full of Sh\*\*”**.

**Procedure: start with any gun, rifle cannot be last** At the buzzer, with shotgun, engage 4 shotgun targets any order. With rifle and revolvers put 4 rounds on each target any order. RIFLE cannot be last!



S R P



Position 1

# Stage # 5




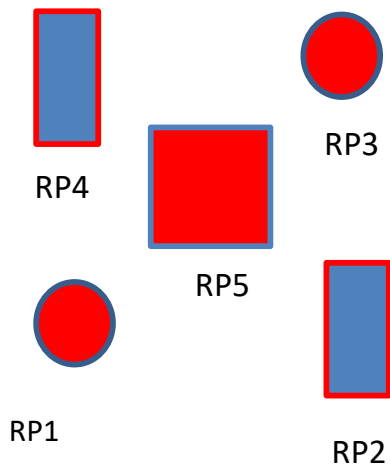
*High gas prices.....*

***10 Revolver, 10 Rifle, 4+ Shotgun***


***Staging:*** Revolvers holstered loaded with 5 rounds each, Rifle loaded with 10 rounds at position 1 Shotgun at position 1

***Starting Position:*** Shooter starts with any long gun in hand. When ready, say, “**buy an electric car**”

***Procedure:*** At the buzzer, from position 1 with shotgun engage 4 shotgun targets any order . With rifle engage RP1-4 in a single tap circle rotation starting on any corner, double tap RP5 . Then RP1-4 in a circle rotation starting on any corner. From position 2 with revolvers repeat rifle instructions



R S



Position 1

