

# Wild Bunch Stage # 1-1



## “Santa Fe Trail, Cimarron Route”

The short route from Sante Fe to St Louis was the Cimarron Route.. A cut off from Cimarron, Kansas to Watrous, New Mexico. The last 60m east from Lower Cimarron Spring had no reliable water. Named La Jornada

- Staging:** Rifle loaded 10 rounds on left horse  
 Pistol loaded 5 rounds holstered  
 Shotgun loaded with 4 rounds on the right horse  
 Eggbox on right horse

Standing at the right horse holding an egg, shooter throws egg into egg bucket and says;  
**“scrambled!”. THEN Timer will start**

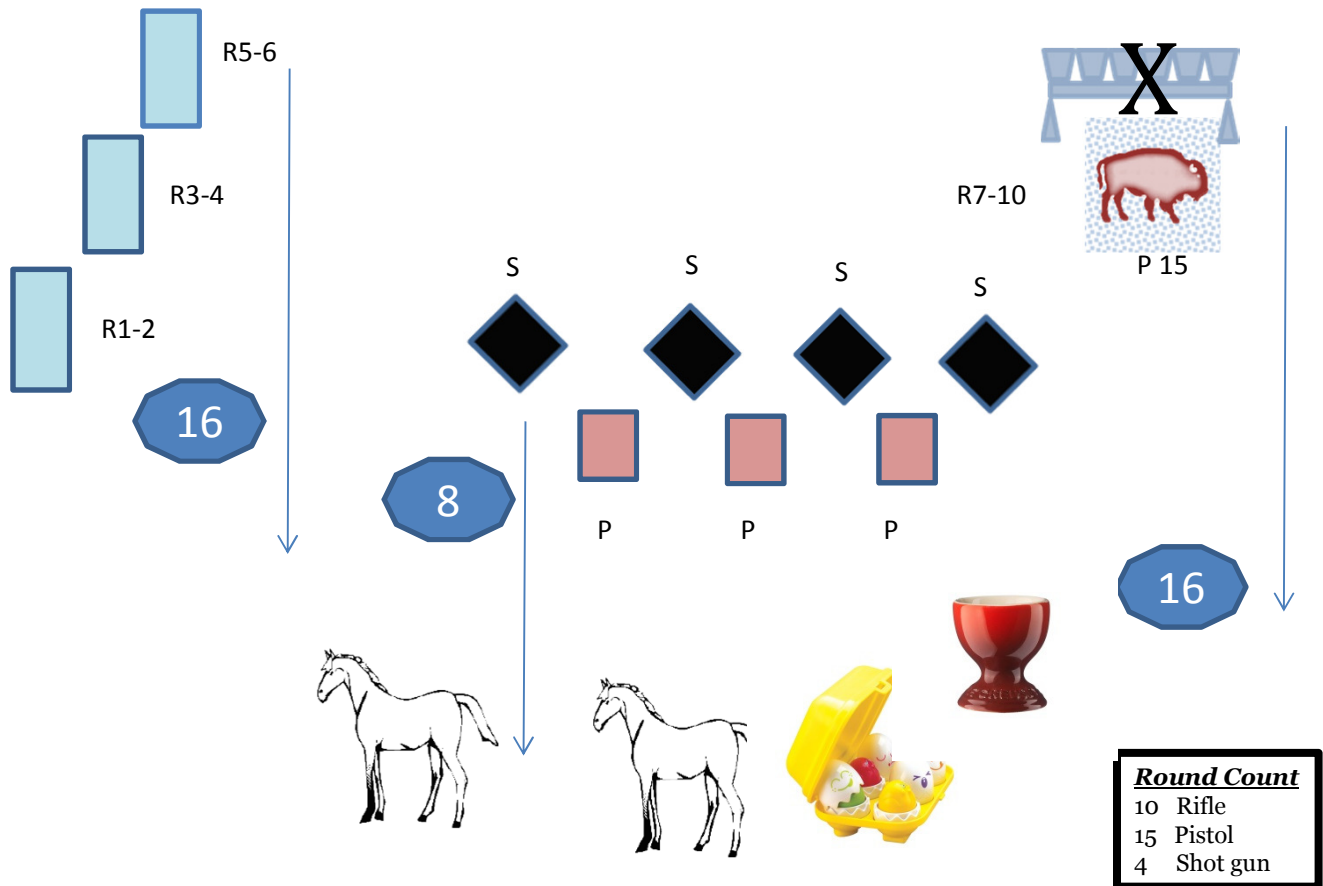
**ATB:** Pick up the shotgun and engage the 4 shotgun targets from the left. These are must kills, **if it is not knocked down, it is a miss (no make ups)** Make shotgun safe on horse (shooters choice which horse)

Pick up the rifle. Engage the rifle targets in a double tap sweep from the left and THEN put 4 shots in the buffalo.

Making the rifle safe on either horse. Move to the right horse.

DRAW PISTOL engage the targets in a double tap sweep from the left, last shot on the buffalo.

**Make pistol safe then holster and retrieve your long guns and proceed to the unloading table. Magazines will be picked up by the brass pickers.**



# Wild Bunch Stage # 1-2



## “Sante Fe Trail, La Jornada”

La Jornada, The Journey was 60 miles of rough inhospitable territory that still needed to be protected by the 13<sup>th</sup> Cavalry up to and including 1913, During the ‘reduction’ period many ex cavalry became desperate.

**Staging:** Rifle loaded 10 rounds on the left horse.

Pistol loaded 5 rounds holstered

Shotgun loaded with 4 rounds on the right horse

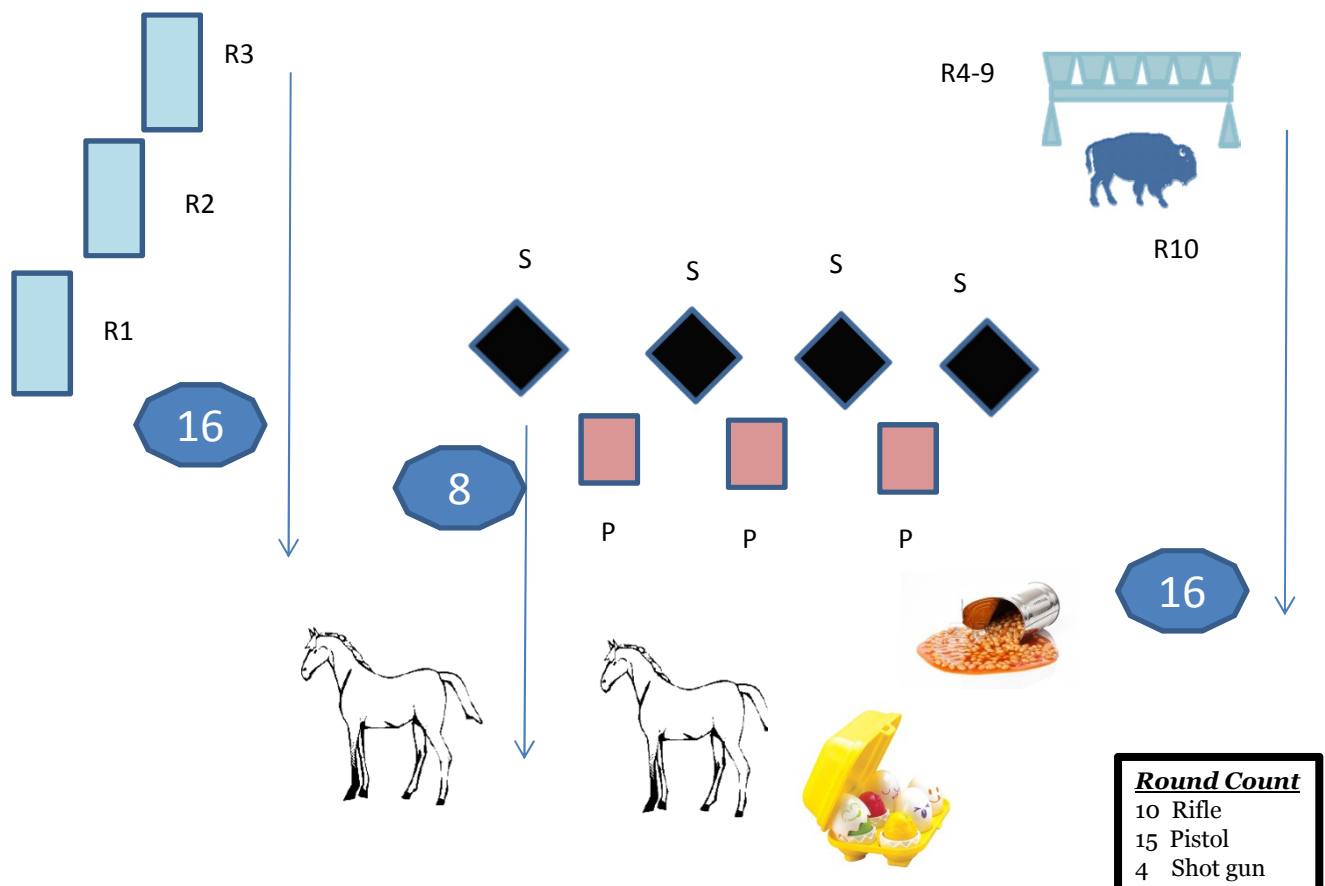
Standing at the right horse, both hands holding the egg, shooter puts egg in box & says;

**“gimme the beans!”**

**ATB:** Pick up the rifle. Engage the rifle targets in a continuous sweep from the left. Make rifle safe, pick up the shotgun and engage the 4 shotgun targets in any order. These are must kills, **if it is not knocked down, it is a miss (no make ups)** Make shotgun safe.

DRAW PISTOL engage the pistol targets in a triple tap from either side.

**Make pistol safe then holster and retrieve your long guns and proceed to the unloading table. Magazines will be picked up by the brass pickers.**



# Wild Bunch Stage # 2-3



## “Sante Fe Trail, Cimarron Route”

Trying to survive in this area of New Mexico, Oklahoma and Kansas was extremely hard once these former volunteers or recruits were let go from the cavalry they had come to rely on for their support.

**Staging:** Rifle loaded 10 rounds on the right horse

Pistol loaded 5 rounds holstered

Shotgun loaded with 5 rounds staged on right horse

Standing at the left horse both hands on eggbox, shooter opens box and says;

**“scrambled”.**

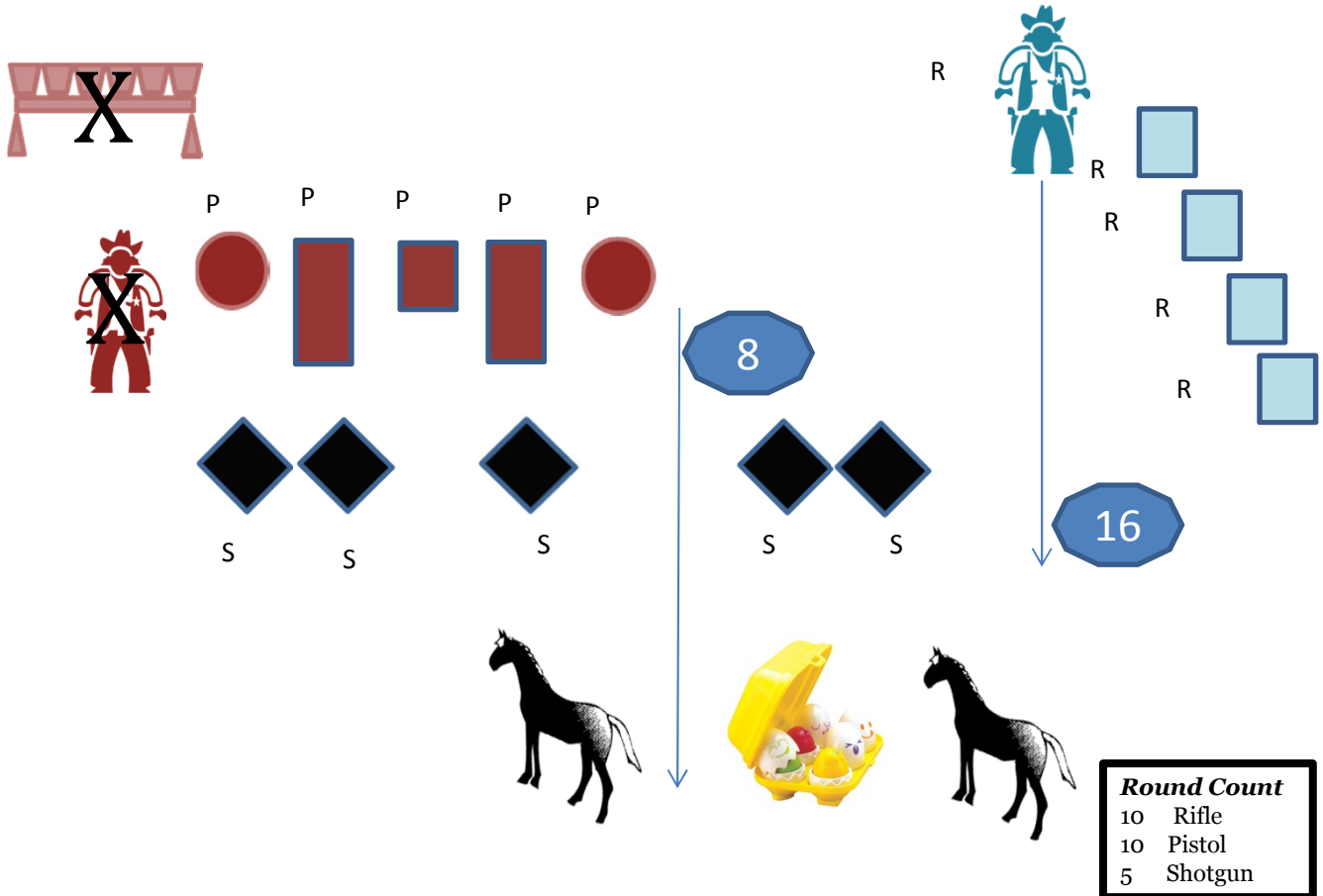
**ATB:** Pick up the rifle and engage targets with a double tap in “egg” order. Make rifle safe.

Pick up the shotgun and engage the shotgun targets in any order. These are must kills, **if it is not knocked down, it is a miss (no make ups)**

Make shotgun safe.

Draw pistol and engage the pistol targets in “egg” order with a double tap.

**Make pistol safe then holster and retrieve your long guns and proceed to the unloading table. Magazines will be picked up by the brass pickers.**





# Wild Bunch Stage # 2-4

## “Sante Fe Trail, Cimarron Route”

Many camps and forts became a haven for good and bad alike as they struggled to exist without reliable transport from place to place, unreliable water sources and areas that did not easily support growing crops.

**Staging:** Rifle loaded 8 rounds on the right horse

Pistol loaded 5 rounds holstered

Shotgun loaded with 5 rounds staged on the left horse

Standing at the left horse both hands on eggbox shooter says;

**“gimme the bacon”.**

**ATB:** Pick up the shotgun and engage the shotgun targets in any order. These are must kills, **if it is not knocked down, it is a miss (no make ups)**

Make shotgun safe, move to and pick up the rifle. Engage the rifle targets in a California Sweep from the back. Make the rifle safe.

Move to the left horse, Draw pistol and engage the targets in a California Sweep from the left.

**Make pistol safe then holster and retrieve your long guns and proceed to the unloading table. Magazines will be picked up by the brass pickers.**



P 1-3-5-7-9



P2



P4



P6



P8



P10



S



S



S



S



S



8



R1-3-5-7



R2



R4



R6



R8



16

### Round Count

8 Rifle  
10 Pistol  
5 Shotgun

# Wild Bunch Stage # 3-5



## “Sante Fe Trail, Cimarron Route”

Some of these camps existed on or about the water sources. Rabbit Ears Creek, Turkey Creek, McNees Crossing, Cedar Spring. Others by natural rock basins (whey-coes) like Huerco Tanks where water would lay in the cool rock for many days.

**Staging:** Rifle loaded 9 rounds on the hay bale.

Pistol loaded 5 rounds holstered

Shotgun loaded with 4 rounds held port arms.

Standing at the hay bale with shotgun at port arms, the shooter says:

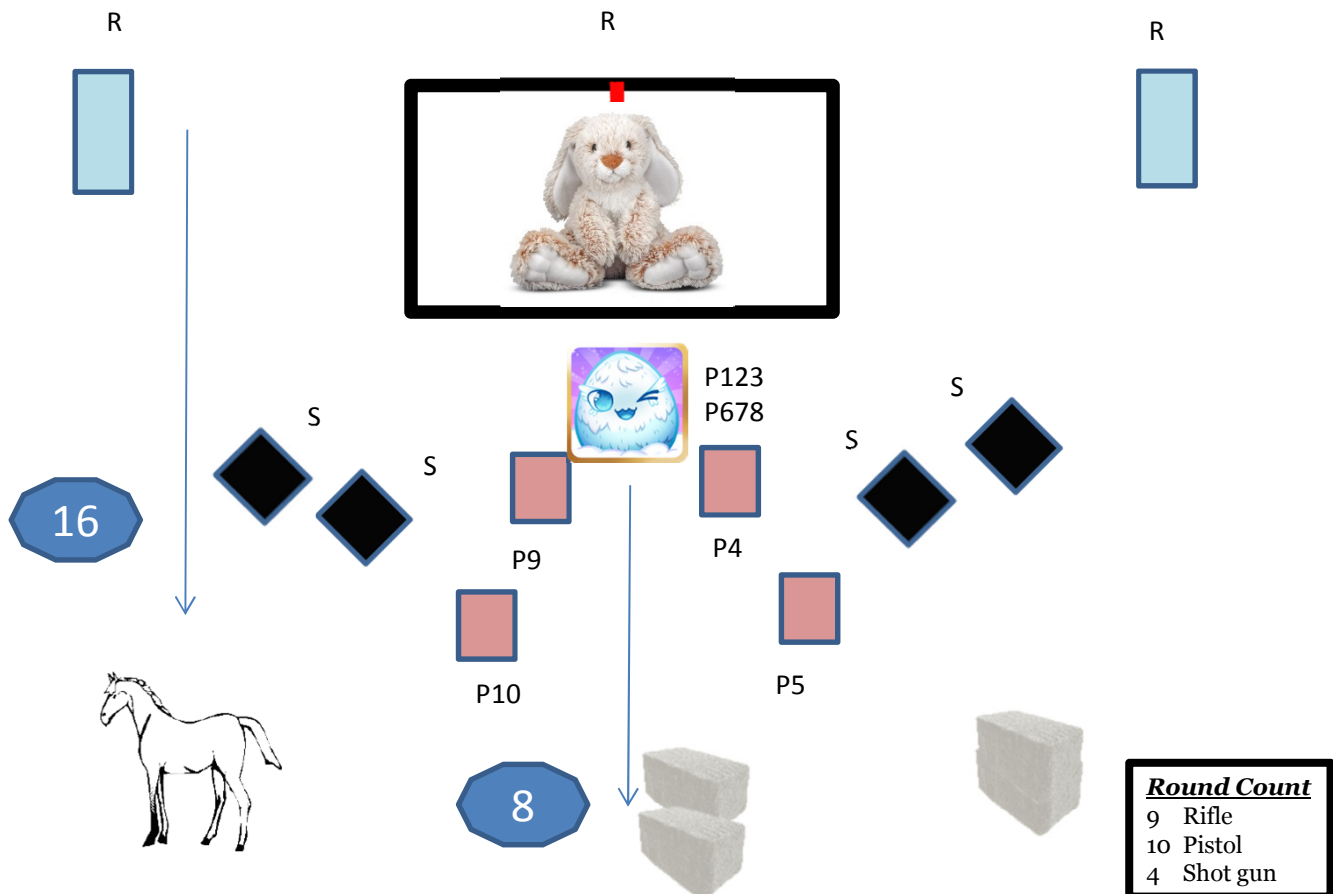
**“Hello Wrabbit”.**

**ATB:** Engage the 4 shotgun targets in any order. These are must kills, **if it is not knocked down, it is a miss (no make ups)**. Make the shotgun safe.

Pick up rifle and sweep the rifle targets starting and ending on the Wrabbit . Make rifle safe.

Draw your Pistol and engage the pistol targets in a triple tap starting on the Egg followed by P4, P5 and triple tap P1 followed by P9, P10

**Make pistol safe then holster and retrieve your long guns and proceed to the unloading table. Magazines will be picked up by the brass pickers.**



# Wild Bunch Stage # 3-6



## “Sante Fe Trail, Cimarron Route”

So we can see how tough the Cavalry and the Texas Rangers would find the job of tracking down the Wild Bunch. Be it the 1913 bunch or the Original Butch Cassidy gang, Will Carver, George Curry, Kid Curry, George Duncan

**Staging:** Rifle loaded 10 rounds on the hay bale  
Pistol loaded 5 rounds holstered  
Shotgun loaded with 4 rounds held at port arms.

Standing at the left gun horse with shotgun at port arms, the shooter says:

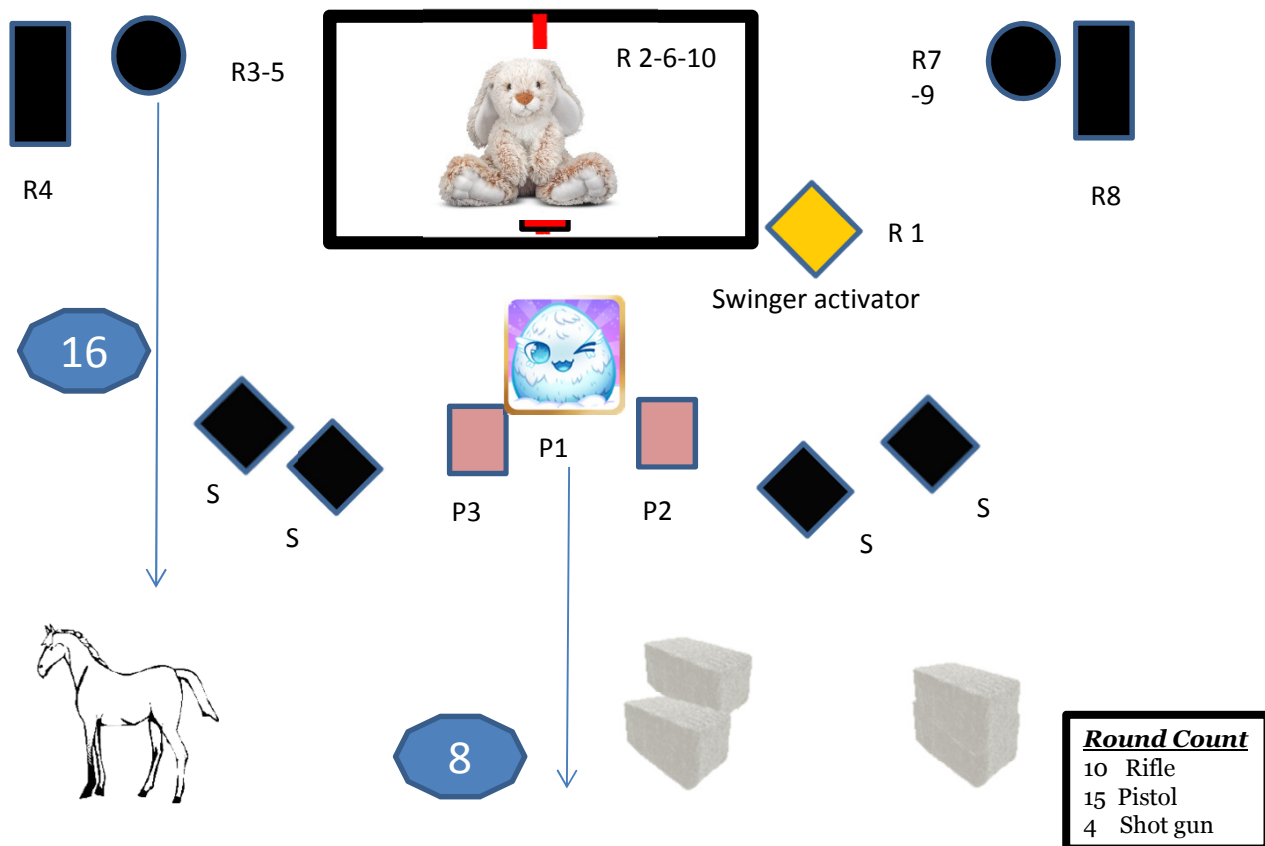
**“Be brave little rabbit”.**

**ATB:** Engage the 4 shotgun targets in any order. These are must kills, **if it is not knocked down, it is a miss (no make ups)**. Make the shotgun safe..

Pick up rifle and starting with the activator, sweep the targets beginning and ending on the rabbit. Make rifle safe.

Draw your pistol and engage the pistol targets beginning on the egg. **Triple tap egg, double tap P2. Triple tap egg, double tap P3, Triple tap egg double tap RABBIT.**

**Make pistol safe then holster and retrieve your long guns and proceed to the unloading table. Magazines will be picked up by the brass pickers.**



**APRIL WILD BUNCH  
ROUND COUNT**

**RIFLE - 57**

**PISTOL - 75**

**SHOT GUN - 26**