

Wild Bunch Stage # 1



“Hachita, NM to Noria, NM“

During 1913 with the 13th Cavalry stationed in Hachita since 5th Oct, 1912 the border was rife with strife. Jaynes turned the dead man over with his foot, the deputy said it's Otto Weyerhauser. Must have been trying for the border. A grouse exploded from the ground, distracting Jayne from the 3 bandits hiding in the tree line. (My Brother Down There, Steve Frazee)

Staging: Rifle loaded 8 rounds in hand standing behind left horse.

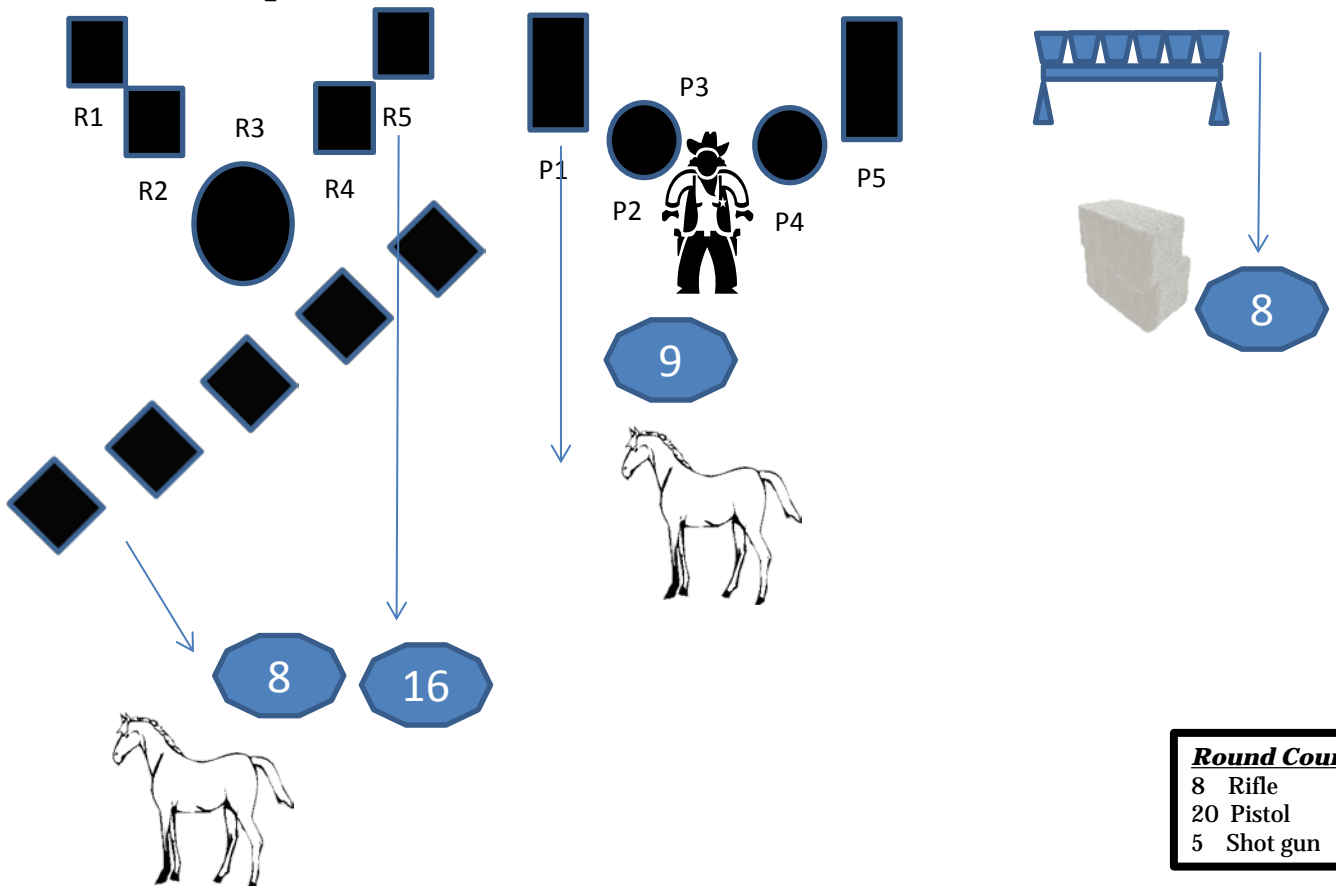
Pistol loaded 5 rounds holstered

Shotgun loaded with 5 rounds on the left horse

shooter says; **“That's Otto!”**.

ATB: Engage the rifle targets R3,R3, R2, R1 R3,R3, R4,R5 Make rifle safe and pick up shot gun from horse. Engage 5 shotgun targets travelling to right horse and make safe. Draw pistol engage P3,P3, P2, P1 P3,P3, P4, P5 MOVE SAFELY to Hay Bale engage rack with 10 rounds, “extra” on P5.

Make pistol safe then holster and retrieve your long guns and proceed to the unloading table. Magazines will be picked up by the brass pickers.



Wild Bunch Stage # 2



“Hachita, NM to Noria, NM“

”It Shall Be Done” the motto of the 13th cavalry, extended to all those living along this 65 mile stretch of the Border. Where until 1910 there was none. The air was still as Logan looked out over the purple sage. The bullet had gone in just below the knee, Buckeye and Shorty were alert as panthers. As Logan snapped the sulphur match with his fingernail to light his last smoke, he dropped the match as it flared giving him the edge.
(Horse Thief, Arthur Moore)

Staging: Rifle loaded 10 rounds on the horse

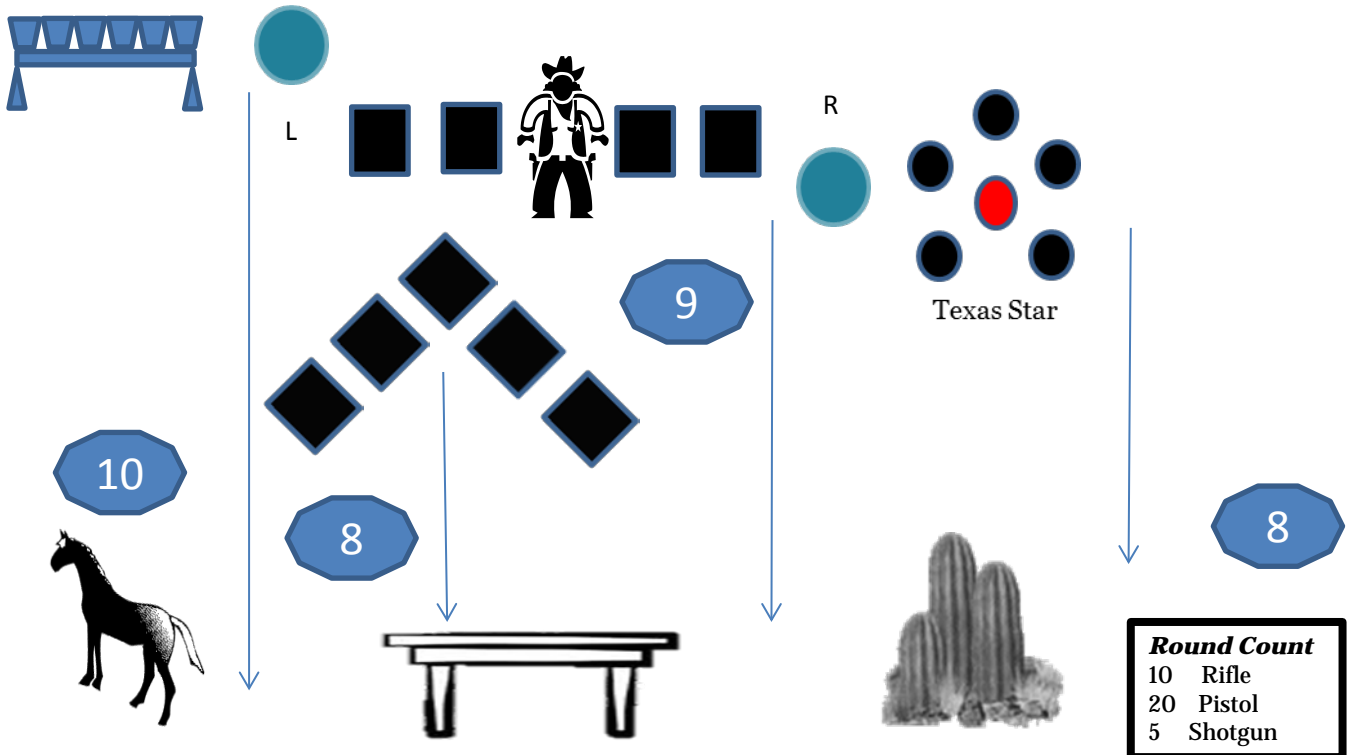
Pistol loaded 5 rounds holstered

Shotgun loaded with 5 rounds on the table

Striking the match behind the horse, Shooter says; **“Ouch”**

ATB: Pick up rifle and engage rack “extra” on dump target L. Make rifle safe, Move to cactus. Draw pistol. Engage Texas Star 10 rounds “extra” on dump target R. Move to table, engage cowboy 5 rounds, then sweep 5 rounds from either side. Make pistol safe on table, engage shotgun targets in any order.

Make pistol safe then holster and retrieve your long guns and proceed to the unloading table. Magazines will be picked up by the brass pickers.



Wild Bunch Stage # 3



“Hachita, NM to Noria, NM”

As usual there were 12 troops in the Brigade, each with 45 men. Moving down from Ft. Riley, KS to Columbus, NM. The 2nd Cavalry was still in Hachita, NM in late 1912. Evading the troops, Lafe Adamson came through the Owl Creek Mountains only a little ahead of the posse. Cory had seen him running out of the back door of the bank with pistol in hand. Lafe had’nt seen the indians on the other side of the arroyo.

(The Posse from Paytonville, Bill Pronzini)

Staging: Rifle loaded 9 rounds staged on the right horse

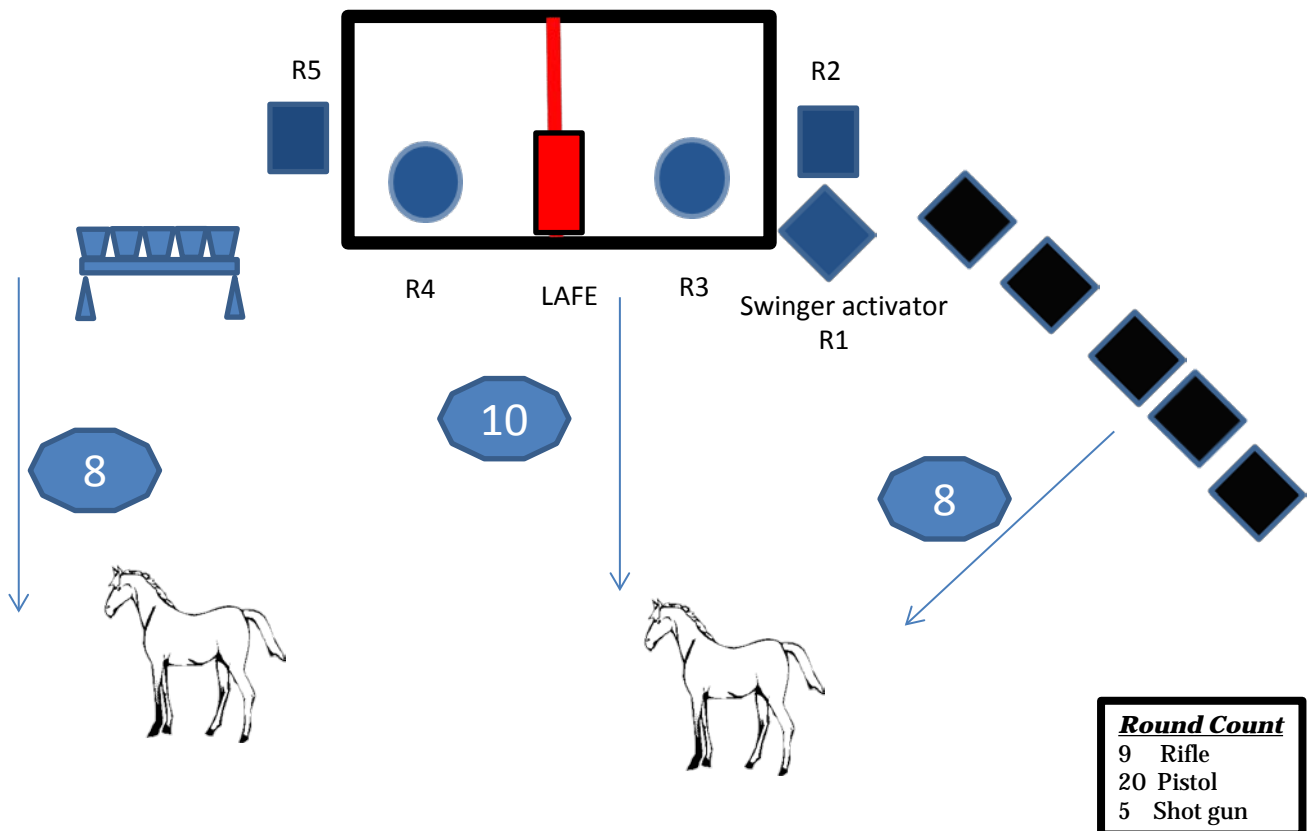
Pistol loaded 5 rounds holstered

Shotgun loaded with 5 rounds held at port arms.

Shooter says: “**Lafe, STOP!**”.

ATB: Engage the shotgun targets in any order. Make shotgun safe. Pick up rifle, engage the swinger operator R1, then double tap R2,R3,R4,R5 any order. Make rifle safe. Draw pistol and double tap rifle targets THEN double tap LAFE. MOVE to the left horse and knock down 5 plates, “extra” rounds on R5.

Make pistol safe then holster and retrieve your long guns and proceed to the unloading table. Magazines will be picked up by the brass pickers.



Wild Bunch Stage # 4



“Hachita, NM to Noria, NM“

During the summer of 1913, fleeing at the beginning of the Mexican Revolution. 5000 Porfirian refugees were resettled in Columbus, NM. at the behest of the American Consul Luther T. Ellsworth . Jameson did not expect any help from the very busy cavalry out here in nowhere Llanto, he was tired of talking to his horse, Peco. Peco had, while attempting to escape from the posse, wore himself out and fallen on top of him. One bullet left, himself or Peco? “Be seeing you” Jameson said as he fired and turned to face the posse. (The Last Bullet, MacKinlay Kantor)

Staging: Rifle loaded 10 rounds staged on the horse.

Pistol loaded 5 rounds holstered

Shotgun loaded with 4 rounds staged on the left barrel

Holding the tail of the horse, Shooter says: **“be seeing you!”**.

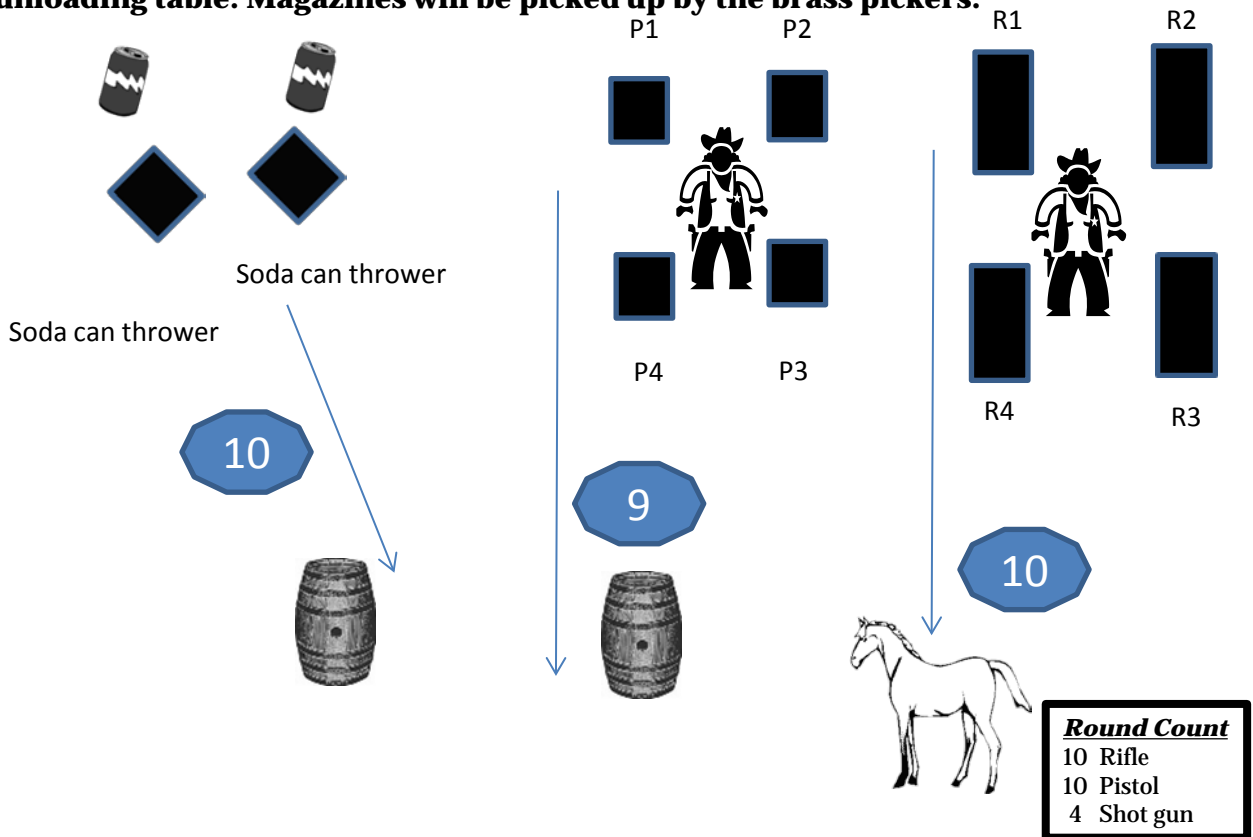
ATB: Engage the rifle targets one round on R, two rounds on Cowboy, alternating.

Make rifle safe and move to right barrel Draw pistol, repeat instructions on P.

Make pistol safe on barrel, Move to left barrel, engage poppers in any order.

5 second bonus if hit.

Make pistol safe then holster and retrieve your long guns and proceed to the unloading table. Magazines will be picked up by the brass pickers.



Wild Bunch Stage # 5



“Hachita, NM to Noria, NM“

Patrolling the new border in 1910 did not improve until the Texas National Guard was federalized in 1916, along with the 100,000 troops sent in response to Pancho Villa attacking Columbus in March 1916. Panch Villa killed 10 civilians and 8 soldiers in that 4am attack. Then the Punitive Expedition took a lot of the soldiers away from protecting the locals. It was a real nice day in early fall, I thought I recognized the last man out of the bank, big fellow, seemed like that was him out on the Cannon Bridge in front of me. Probably better to wait for the posse, but let them get away?.... (A mighty big bandit, Clay Fisher)

Staging: Rifle loaded 10 rounds on the right horse

Pistol loaded 5 rounds holstered

Shotgun loaded with 6 rounds (OR CARRY EXTRA) On the left horse

Holding the reins of the right horse, Shooter says: **“Howdy Cole!”**.

ATB: Engage the buffalo with 6 shots and double tap each R, any order. Make rifle safe. Move to the hay bale, draw pistol, engage buffalo with 6 shots and double tap each P, any order. Move to the left horse engage buffalo with 6 shots and double tap each P, any order. Make pistol safe on horse, pick up shotgun and shoot shotgun targets in any order.

Make pistol safe then holster and retrieve your long guns and proceed to the unloading table. Magazines will be picked up by the brass pickers.

