

Stage # 1

Happy Holidays



The Holidays are upon us and we need to share with those in need. Thanks for supporting the Toys For Tots toy drive.

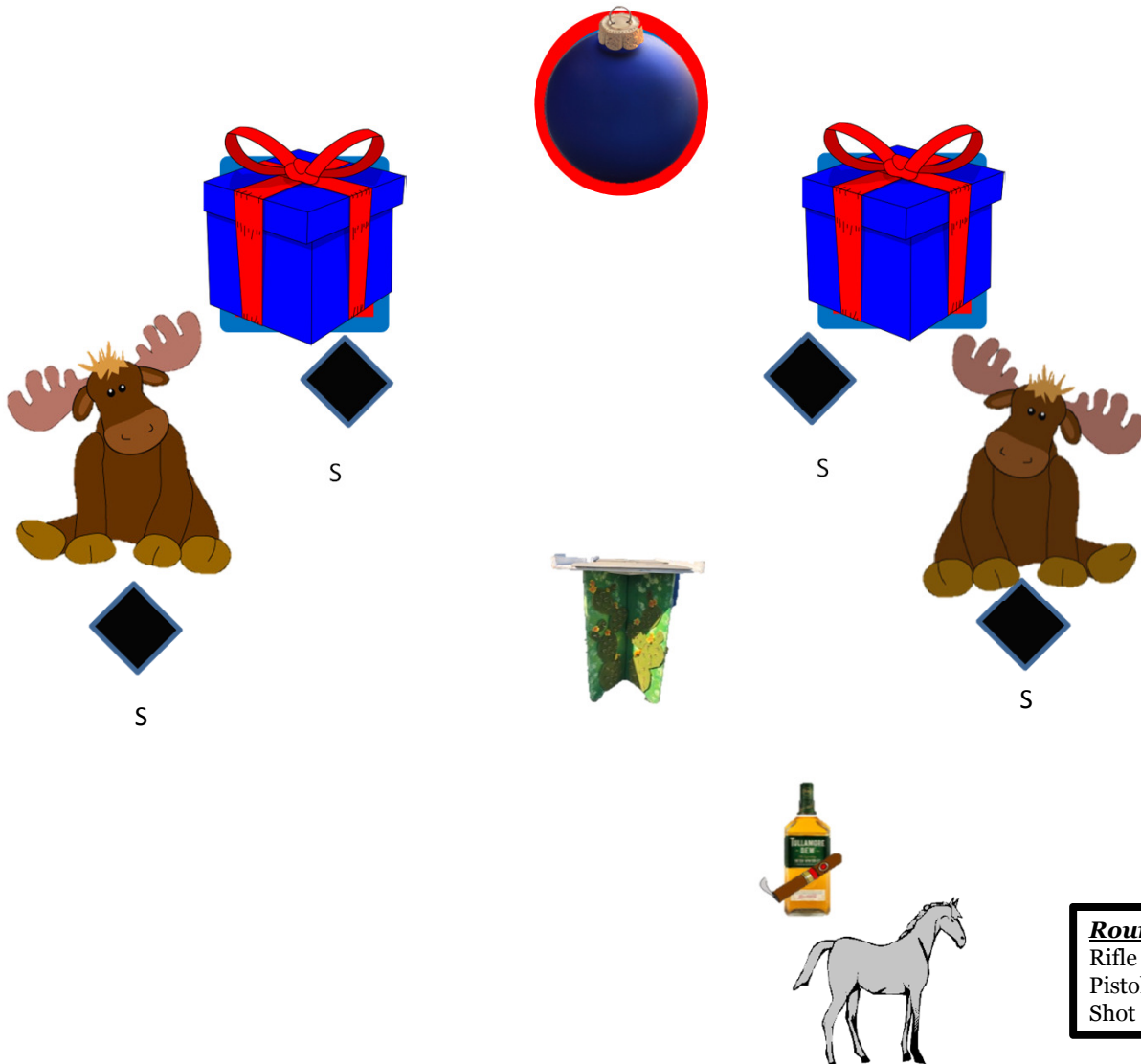
Staging: Rifle loaded 10 rounds on the gun horse.

Pistols loaded 5 rounds each holstered

Shotgun open and empty on the gun horse

Standing at the gun horse holding Dew bottle with both hands shooter says **“Its Time for Some Holiday Spirits”.**

ATB: With you rifle and pistols you will put 10 shots on the **Christmas Ornament**, 3 shots on the **Christmas Packages** and 2 shots on the stuffed **Moose’s** Pick up your rifle shooting 10 rounds and starting on any of the targets. **No more than 5 Shots** on the **Christmas Ball**. Make rifle safe and pick up your shot gun and knock down 2 shot gun knockdown targets. Move to the Whiskey Wagon and knock down 2 shot gun knockdown targets. Make shot gun safe. Repeat the instructions with your pistols. **All Around Cowboy/Cowgirl will shoot this using 2 handed shooting**



Round Count
Rifle 10
Pistol 10
Shot gun 4+

STAGE # 2

HAPPY HANUKAH




As everyone celebrates the Holidays in their own way we wish everyone a Happy Holiday Season and remember it is a season for giving and sharing.

Staging: Two pistols loaded with 5 rounds each holstered .
Rifle loaded with 9 rounds on either gun horse.
Shotgun, open and empty, on the gun horse with your rifle.

Starting Position: Standing next to the gun horse, both hands holding the dreidel. When ready shooter says **“Lets Light the Candles”**

ATB: Pick up your rifle and sweep the candles from either direction for 9 shots. Make rifle safe. Pick up your shot gun and knock down 2 dreidels in front of the gun horse with shot gun move to the other gun horse and knock down the 2 dreidels in front of that gun horse. Make shot gun safe. Move to the Cactus and with your pistols starting at either end and sweep the targets for 5 rounds. Repeat from the other end a sweep for 5 rounds. **All around Cowboy/Cowgirl will shoot this double duelist.**



Round Count
Rifle 9
Pistol 10
Shotgun 4+

STAGE #3

STOP THE GRINCH

Tis the Christmas Season don't be a Grinch let us spread some joy and bring the Toys for the Girls and Boys



“Staging: Rifle loaded 10 rounds on the Music Stand Table.

Pistols loaded 5 rounds each holstered

Shotgun open and empty on the Music Stand Table.

Standing at the Music Stand pointing at the Grinch with both hands shooters says **“Time To Stop The Grinch”**

ATB: Shooters Choice Rifle or Pistols first: With your pistols put 2 shots on each target in any order Holster Pistols. With your rifle put 1 shot on each **Christmas Ornament**, 1 shot on each **Christmas Package** and 6 on the **Grinch** in any order. Holster pistols or make rifle safe . Pick up your shot gun and knock down the 4 Snowmen in any order. **. All around Cowboy/Cowgirl will shoot this gunfighter.**



Round Count

10 Rifle

10 Pistol

4+ Shotgun

STAGE # 4

Merry Christmas.

Save Santa From the Teddy Bear Rebellion



The Teddy Bears appear to not like people saying Merry Christmas and seem to be in a Scrooge Mood. They have locked up Santa in the Jackson Jail. Your gonna need some dynamite to get him free. So lets save Santa and all enjoy the Christmas Spirit. Merry Christmas.

Staging: Rifle loaded 10 rounds on the dynamite table.

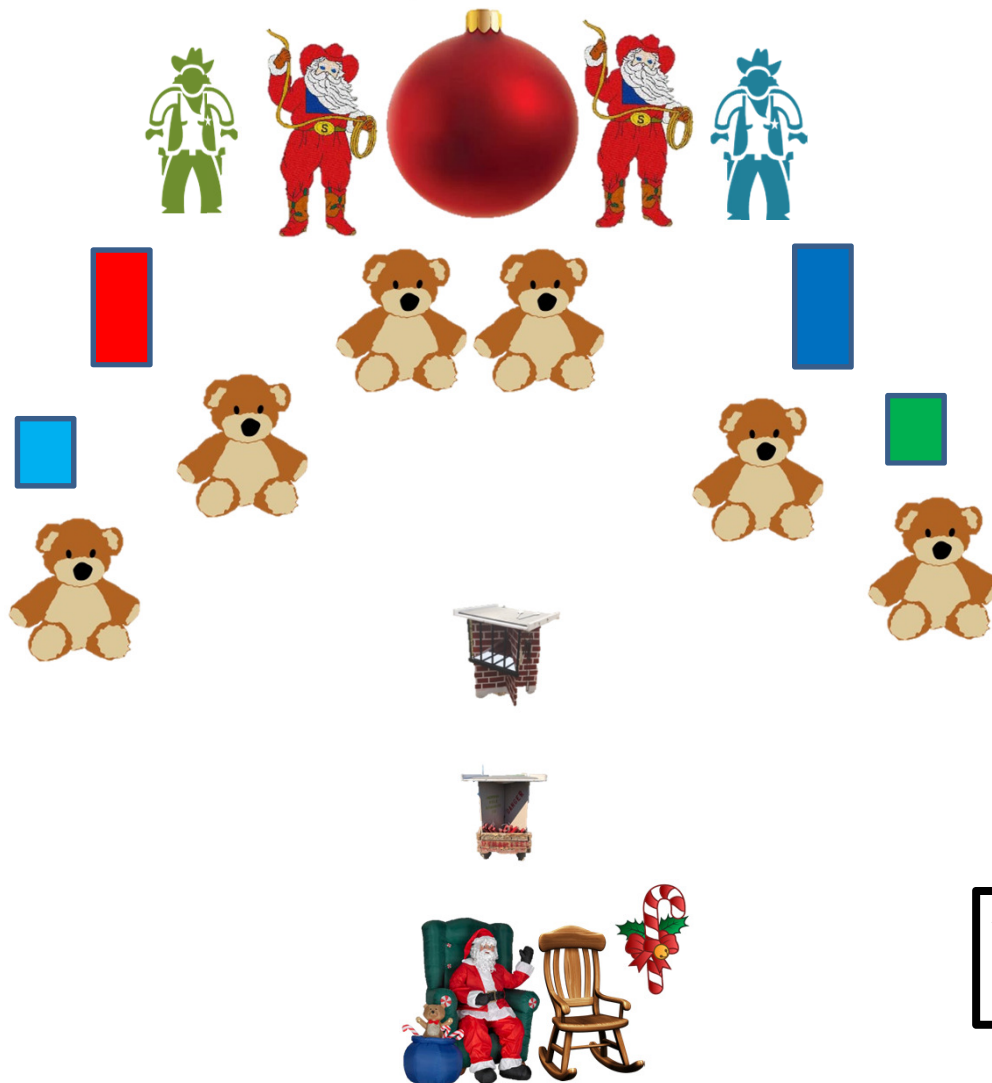
Pistols loaded 5 rounds each holstered

Shotgun open and empty on the dynamite table

Sitting in the chair next to santa holding the Candy cane shooter says **“Merry Christmas , Happy Holidays or Happy Hanukah”**.

You will put 1 shot on each square, 2 shots on each rectangle, 4 shots on each cowboy and 6 shots on the **Christmas Ornament**. **Santa Claus is a no shoot target**. It will be a procedural and a miss if you shoot him.

ATB: Drop the candy cane and move to the dynamite table. Pick up your shot gun and shoot the front 2 Teddy Bears in any order make shot gun safe. Pick up your rifle and begin shooting the targets in any order making sure you keep the right round count on each target. After 10 rifle shots make rifle safe and pick up your shot gun and move to the jail table. You may begin shooting the other 4 Teddy bear targets from anywhere in between the dynamite stand and the jail table. Make shot gun safe on the jail table. With your pistols continue shooting the targets to complete the round count sequence. **. All around Cowboy/Cowgirl will shoot this Outlaw.**



Round Count
Rifle 10
Pistol 10
Shot gun 6+

STAGE # 5

Frosty The Snowman



Frosty the Snowman was a Jolly Happy Soul until his rival Slushy the Snowpoke came down from the mountains to reap havoc on the kids of Jackson Hole. While ole Slushy was spoiling the fun for the kids Frosty said **“Its Time To Melt Ole Slushy Down”**

Staging: Pistols loaded 5 rounds each holstered.

Rifle loaded 10 rounds staged on hay bale table.

Shotgun open and empty on the left gun horse.

Shooter standing at the hay bale holding a snow ball in each hand shooter Says **“Its Time To Melt Ole Slushy Down”**

ATB: Drop the snow balls and pick up your rifle do a double tap vertical sweep on Slushy the Snowpoke starting from the bottom or the top. Make rifle safe and shooters choice you can shoot the shot gun or your pistols next. Shot Gun: Move to the left gun horse and pick up your shot gun and knock down the 4 little Slushy the Snowpokes. Make shot gun safe. Pistols: Move to the right gun horse and do a double tap horizontal sweep starting from either end. Holster pistols. **All around Cowboy/Cowgirl will shoot this Duelist.**

