

# Stage # 1

OK 20 on 5




**Staging:** Rifle loaded 10 rounds on the gun horse or the Cactus

Pistols loaded 5 rounds each holstered

Shotgun open and empty on the Gun horse or the Cactus

**Starting Position:** Standing at the cactus or gun horse stand both hands touching hat shooter says **“OK 20 on 5”**. **Using your rifle and Pistols you will put 4 shots on each target in any order.**

**ATB:** Pick up your shot gun and shoot 2 shotgun knockdown targets and move to where your rifle is staged and shoot the other 2 knockdown shot gun targets. With your rifle you will put 10 shots on any targets. Remember to put only 4 shots on each target. Make rifle safe and move to the hay bale. With your pistols continue shooting the 5 targets completing the 4 shots on 5 targets.



| <b>Round Count</b> |
|--------------------|
| 10 Rifle           |
| 10 Pistol          |
| 4+ Shotgun         |



# STAGE # 2

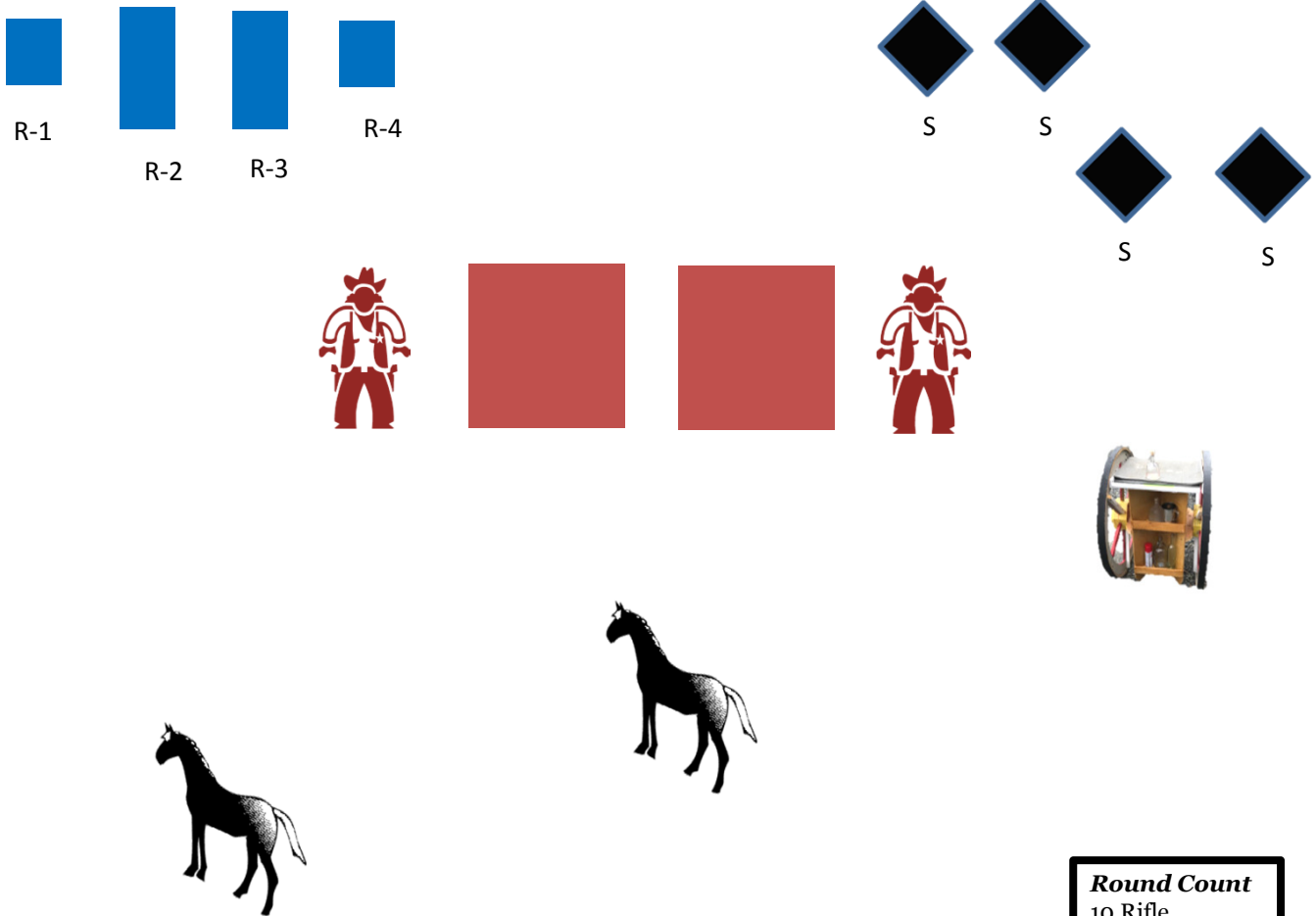
## *This Is Gonna Be a Hoot*

**Staging:** Two pistols loaded with 5 rounds each holstered .  
Rifle loaded with 10 rounds on the left gun horse.  
Shotgun, open and empty, on the whiskey wagon

**Starting Position:** Standing next to the gun horse, both hands on the reins. When ready shooter says **"This Is Gonna Be a Hoot"**

**ATB:** Pick up your rifle and from either direction do a **Hoot Sweep**.

**R1,R2,R2,R3,R3,R2,R2,R3,R3,R4 OR R4,R3,R3,R2,R2,R3,R3,R2,R2,R1** make rifle safe and move to the right gun horse and with your pistols repeat the rifle instructions. Holster pistols and move to the whiskey wagon and with your shotgun shoot the 4 knockdown shotgun targets in any order.



# STAGE #3

## 3 On The Swinger



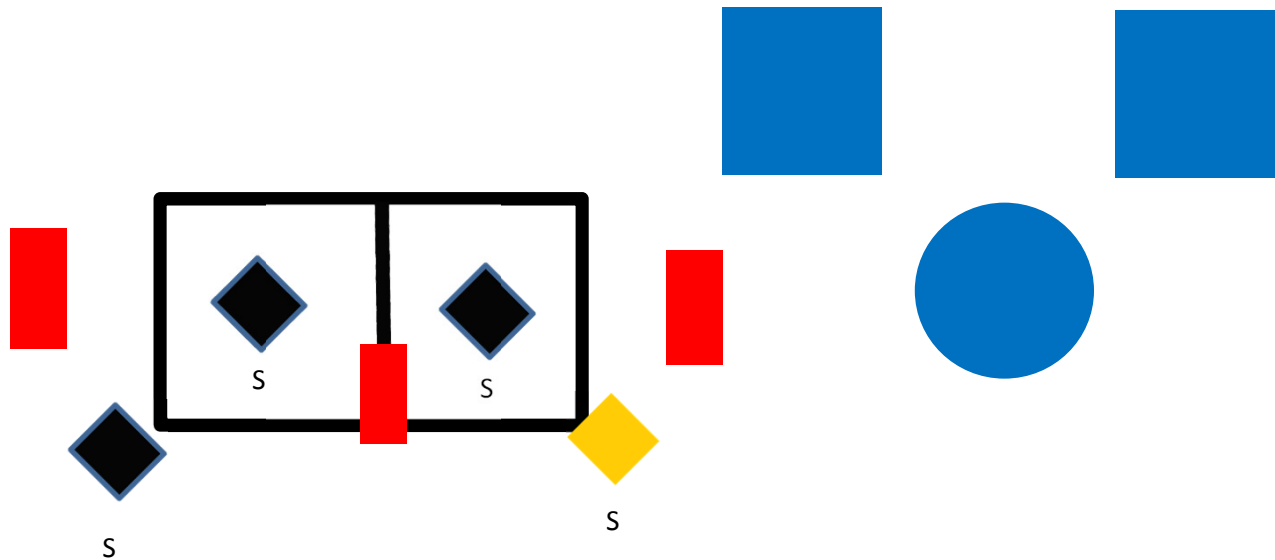
**“Staging:** Rifle loaded 10 rounds on the Wanted Poster Table

Pistols loaded 5 rounds each holstered

Shotgun open and empty on the Jail Table

**Starting Position:** Standing at the jail table holding 2 shot gun shells in one hand and touching shot gun on the table. Shooter says” **3 On The Swinger**

**ATB:** With your shot gun shoot the activator and the left knockdown shot gun target in any order. Make shot gun safe and with your pistols do a 1,3,1 sweep starting on either outside rectangle pistol target. **(3 Shots on the Swinger)** and repeat instructions with your other pistol. Holster pistols and pick up your shot gun and shoot the 2 remaining knockdown shot gun targets make shot gun safe and move to the Wanted Poster table and with rifle repeat the pistol instructions **(3 Shots on the Circle)**



### **Round Count**

10 rifle  
10 Pistol  
4+ Shot gun

# Stage # 4

Is It A,B,C,D or E



**Staging:** Rifle loaded 10 rounds staged at position B or D.

Pistols loaded 5 rounds each holstered they will be shot from Position A,C or E

Shotgun open and empty staged at position B or D opposite Rifle.

Shooters choice. Shooter may start with any firearm first. **Note: Rifle may not be last.**

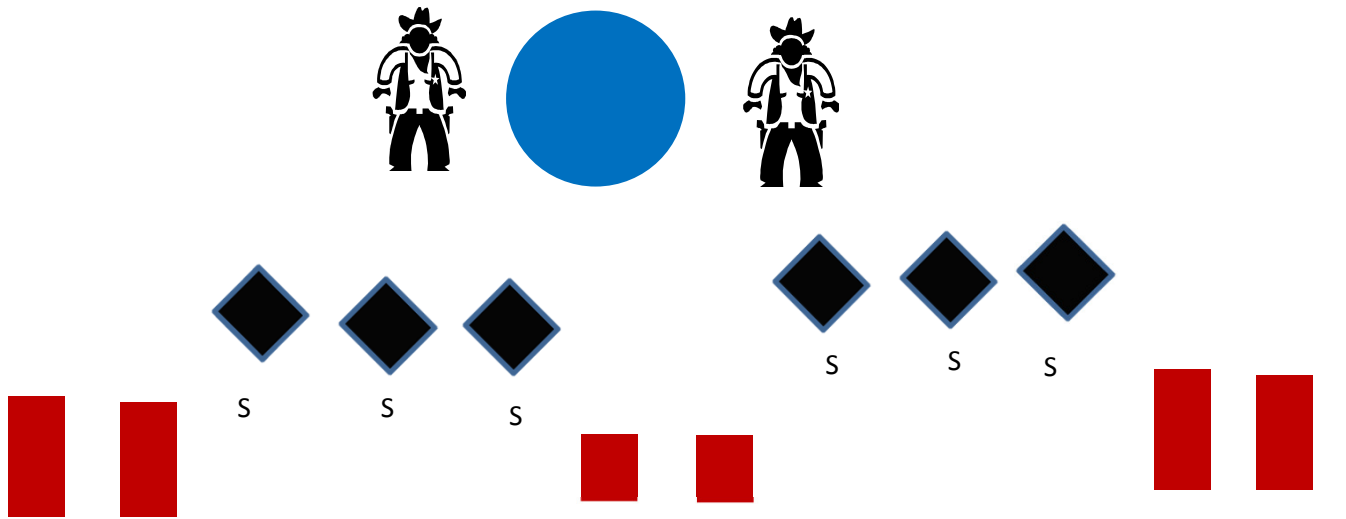
## You must shoot from 4 shooting positions

Standing at starting Position hands flat on table or gun horse shooter says **"Is It A,B,C,D or E"**.

**ATB: With pistols:** Do a 1,1,2,1 alternating sweep on the pistol targets from either side. Repeat instructions with second pistol. **May be shot from 2 shooting positions.**

**With rifle:** With the first 5 shots do a 1,1,2,1 alternating between the circle and either cowboy. Repeat instructions alternating between the circle and the other cowboy. **Rifle must be shot from the tagged position.**

**With Shot Gun:** Knockdown the 6 shot gun targets. **May be shot from 2 shooting positions.**



Position A




Position B



Position C



Position D



Position E

| <b>Round Count</b> |
|--------------------|
| 10 Rifle           |
| 10 Pistol          |
| 4+ Shot gun        |

# STAGE # 5

Hit The Can



**Staging:** Pistols loaded 5 rounds each holstered.

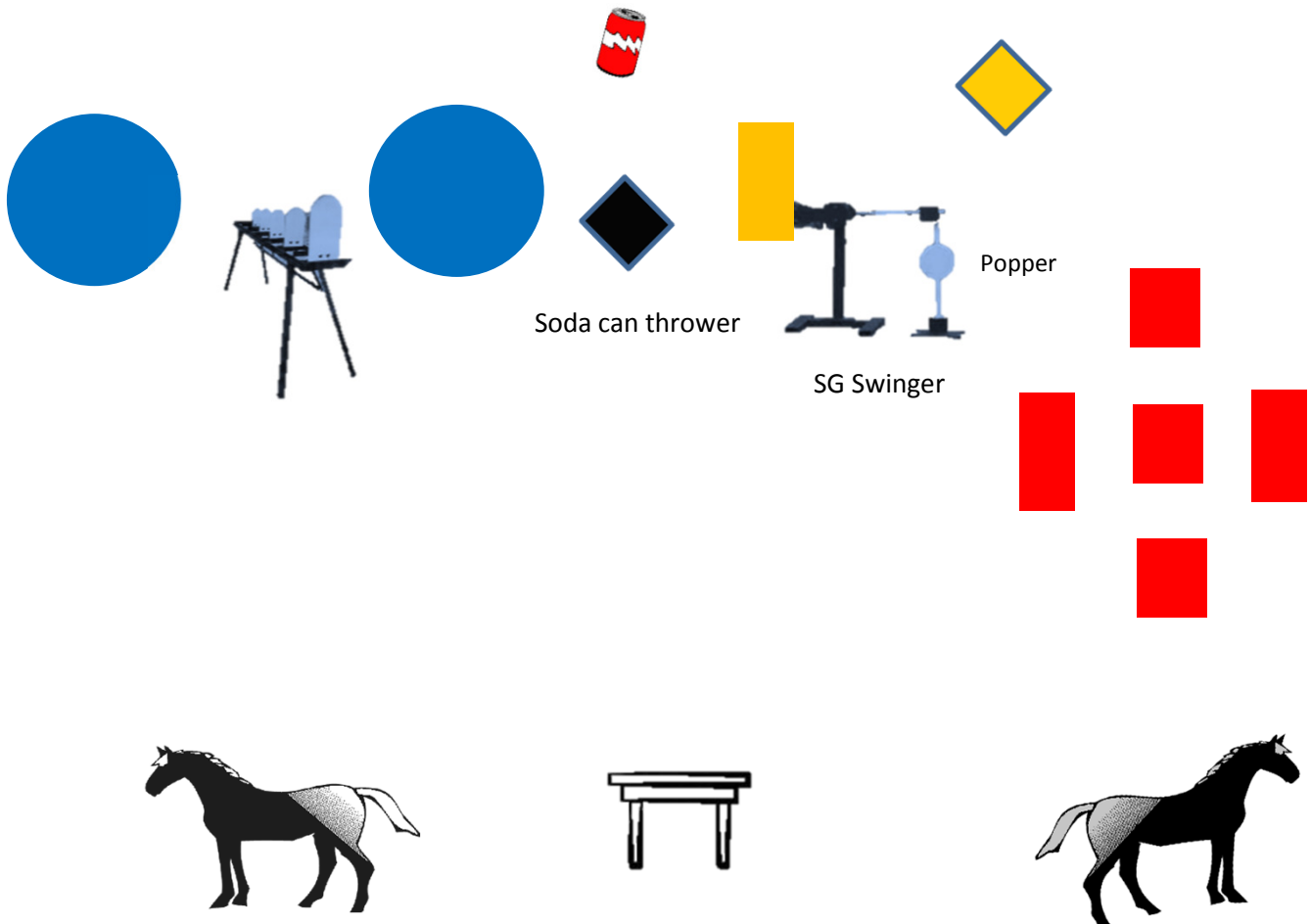
Rifle loaded 10 rounds staged left gun horse.

Shotgun open and empty at the table

**Starting Position:** Shooter standing at the gun horse facing up range arms crossed  
Says **“Hit The Can” Shooters choice rifle or pistol first**

**ATB:** With rifle for 10 shots do a Nevada Sweep starting on either circle and using the tombstone rack as the center target. Or with pistols do a Nevada sweep from left or right then with 2<sup>nd</sup> pistol do a Nevada Sweep starting up or down. Then move to the other horse.

**After rifle and pistols have been shot** move the table and with your shot gun shoot the soda can thrower and the shot gun swinger in any order. Then if any plates are left on the tombstone rack shoot the popper for that many times.



|   |
|---|
| <b>Round Count</b><br>10 Rifle<br>10 Pistol<br>4+ Shotgun |
|---|