

Wild Bunch Stage # 1-1



“August 1913“

East brookside Colliery, Philadelphia. Explosions kill 19, injure 20



Staging: Rifle 10 rounds on right horse
Pistol 14 Two 7 round mags, holstered
Shotgun 4 rounds on right horse

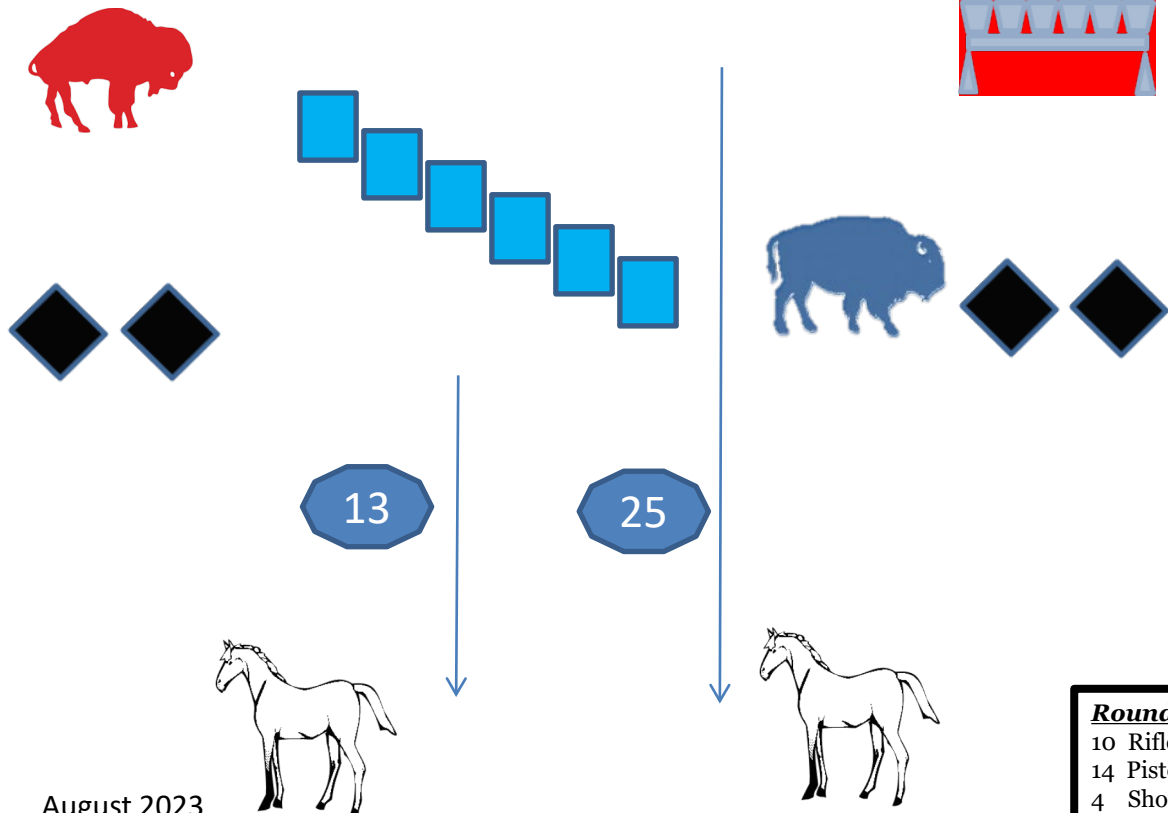
Standing at right horse holding coal, shooter says:

“Look out!”

ATB: Engage rifle rack, then buffalo with left overs.

Engage two shotgun targets, then move LEFT and engage other two shotgun targets.
Engage pistol squares and buffalo once each, then Cajun sweep the buffalo.

MAKE PISTOL SAFE COMMANDS: UNLOAD and SHOW CLEAR.
SLIDE FORWARD. HAMMER DOWN. HOLSTER.
Retrieve your long guns and proceed to the unloading table.
Magazines will be picked up by the brass pickers.



Round Count
10 Rifle
14 Pistol
4 Shotgun

Wild Bunch Stage # 1-2



“August 1913”

Wheatland Hop Riot. Four people died in Yuba County, CA. Josephine Cochrane being 74 years old and the inventor in 1886 of the first commercial dishwasher.

- Staging:** Rifle 7 rounds on left horse
 Pistol 14 Two 7 round mags
 Shotgun 5 rounds on left horse

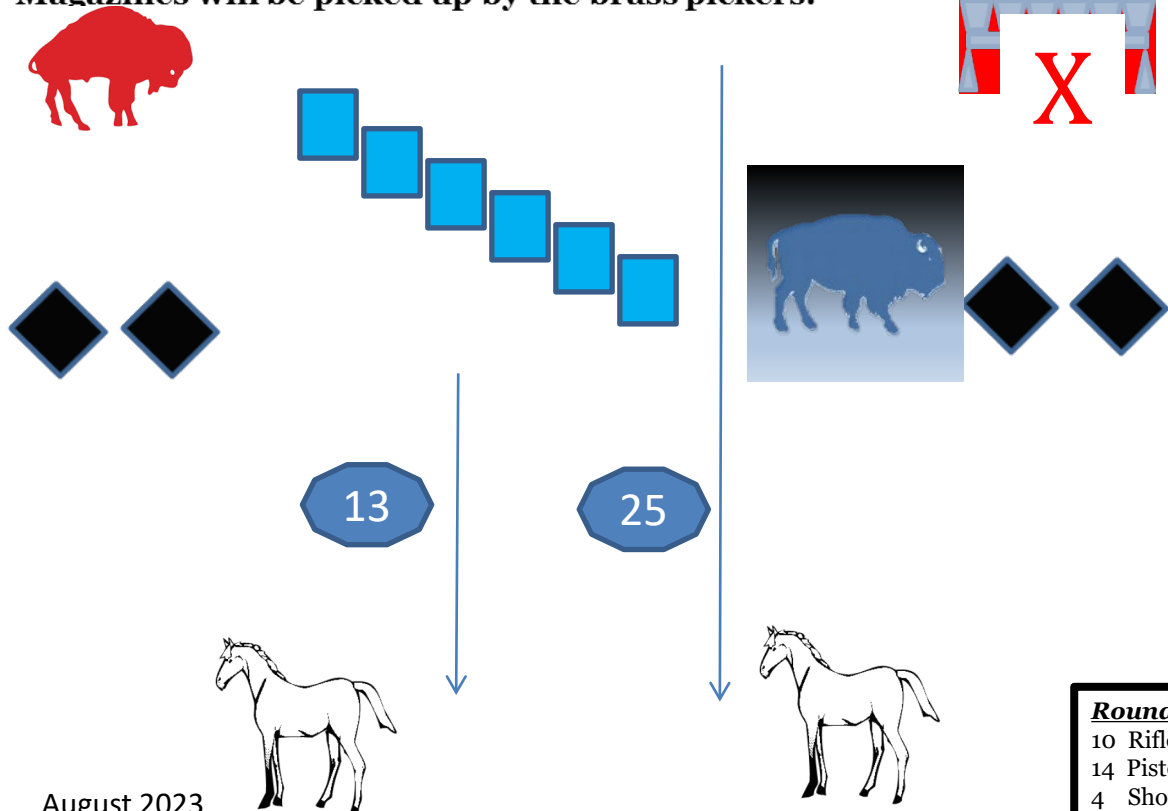
Standing at left horse pistol in hand, shooter says:

“durability”



ATB: Engage pistol targets from either end once each. Make pistol safe on horse.
 Engage buffalo with rifle. Engage shotgun targets, last round on buffalo.

MAKE PISTOL SAFE COMMANDS: **UNLOAD** and **SHOW CLEAR.**
SLIDE FORWARD. **HAMMER DOWN.** **HOLSTER.**
 Retrieve your long guns and proceed to the unloading table.
 Magazines will be picked up by the brass pickers.



Round Count	
10	Rifle
14	Pistol
4	Shotgun

Wild Bunch Stage # 2-3




“August 1913”

Woodrow Wilson sends John Lind to attempt settlement of Mexican Revolution.

Staging: Rifle 7 rounds
Pistol 14 Two 7 round mags, holstered
Shotgun missing

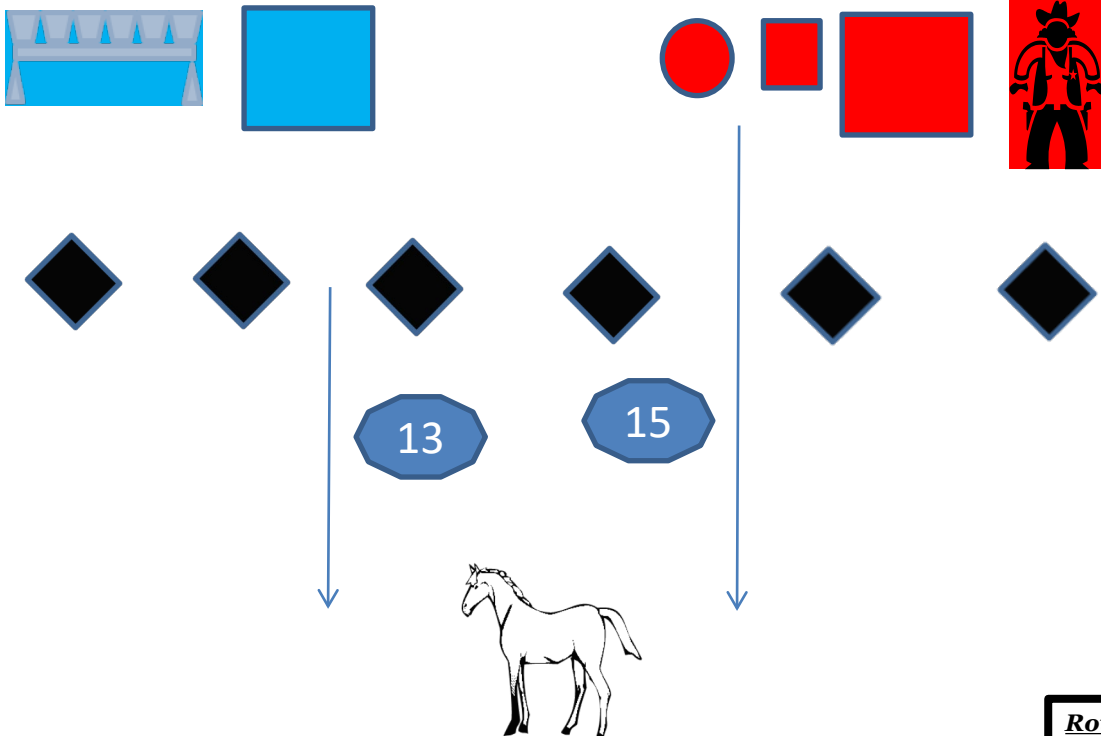
Standing at horse, holding button, shooter says:

“Let the people rule”
(Campaign slogan)



ATB: With rifle, engage cowboy 4 times, then triple tap any rifle target. Engage rack with pistol, remainder on square

MAKE PISTOL SAFE COMMANDS: UNLOAD and SHOW CLEAR.
SLIDE FORWARD. HAMMER DOWN. HOLSTER.
Retrieve your long guns and proceed to the unloading table.
Magazines will be picked up by the brass pickers.




Round Count	
7	Rifle
14	Pistol
xx	Shotgun

Wild Bunch Stage # 2-4



“August 1913 “

Joseph Knowles, survivalist begins experiment to live alone in the ‘uncharted forests of northeastern Maine’ Entering naked without food, clothes or tools. In October he emerged with homemade knife, bow, arrows, moccasins and a bearskin robe.



Staging: Rifle Now that’s gon’
Pistol 14 Two 7 round mags, holstered
Shotgun 6 rounds

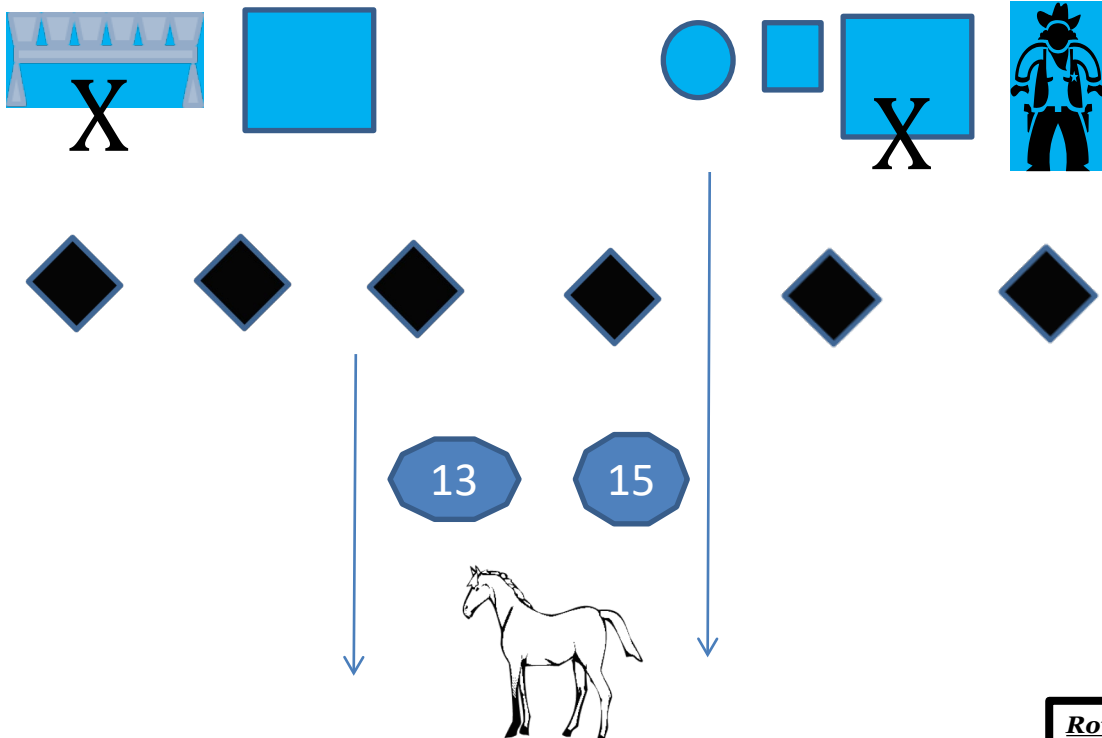
Standing at horse holding knife, shooter says:

“Live as Adam lived”

ATB: Engage shotgun targets. First mag, engage cowboy 4 times then sweep the rest.
Second mag, engage the large square 4 times then sweep the rest.

**MAKE PISTOL SAFE COMMANDS: UNLOAD and SHOW CLEAR.
SLIDE FORWARD. HAMMER DOWN. HOLSTER.**

**Retrieve your long guns and proceed to the unloading table.
Magazines will be picked up by the brass pickers.**



<u>Round Count</u>
xx Rifle
14 Pistol
6 Shotgun

Wild Bunch Stage # 3-5



“August 1913”

New York to New York
around the World
in 35 days, 21 hours, 35 minutes.



John Henry Myers

Staging: Rifle 7 rounds on cactus
 Pistol 14 Two 7 round mags, holstered
 Shotgun 2 rounds on cactus

Standing at cactus hands on belt, shooter says:

“Racing the Moon”

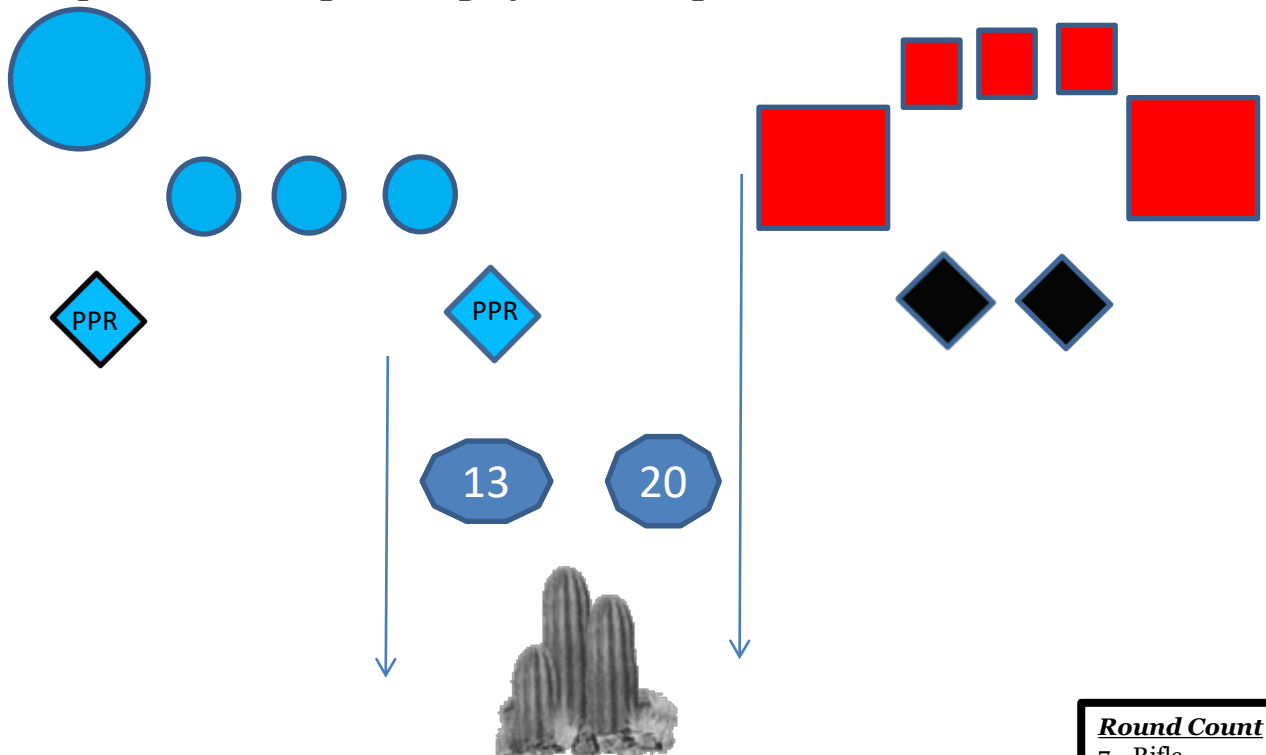
ATB: Engage Shotgun targets. Engage pistol targets, large circle TWICE, knockdowns then sweep the small circles and repeat. MAKE PISTOL SAFE

With rifle double tap large squares and sweep small squares.

MAKE PISTOL SAFE COMMANDS: **UNLOAD and SHOW CLEAR.**
SLIDE FORWARD. HAMMER DOWN. HOLSTER.

Retrieve your long guns and proceed to the unloading table.

Magazines will be picked up by the brass pickers.



<u>Round Count</u>	
7	Rifle
12	Pistol
2	Shotgun

Wild Bunch Stage # 3-6



“August 1913”

Meteor crashes into the Sakonnet River, near Tiverton Rhode Island. The explosion sounded like the discharge of a twelve inch gun and could be heard 20 miles away. (60 lbs dynamite)



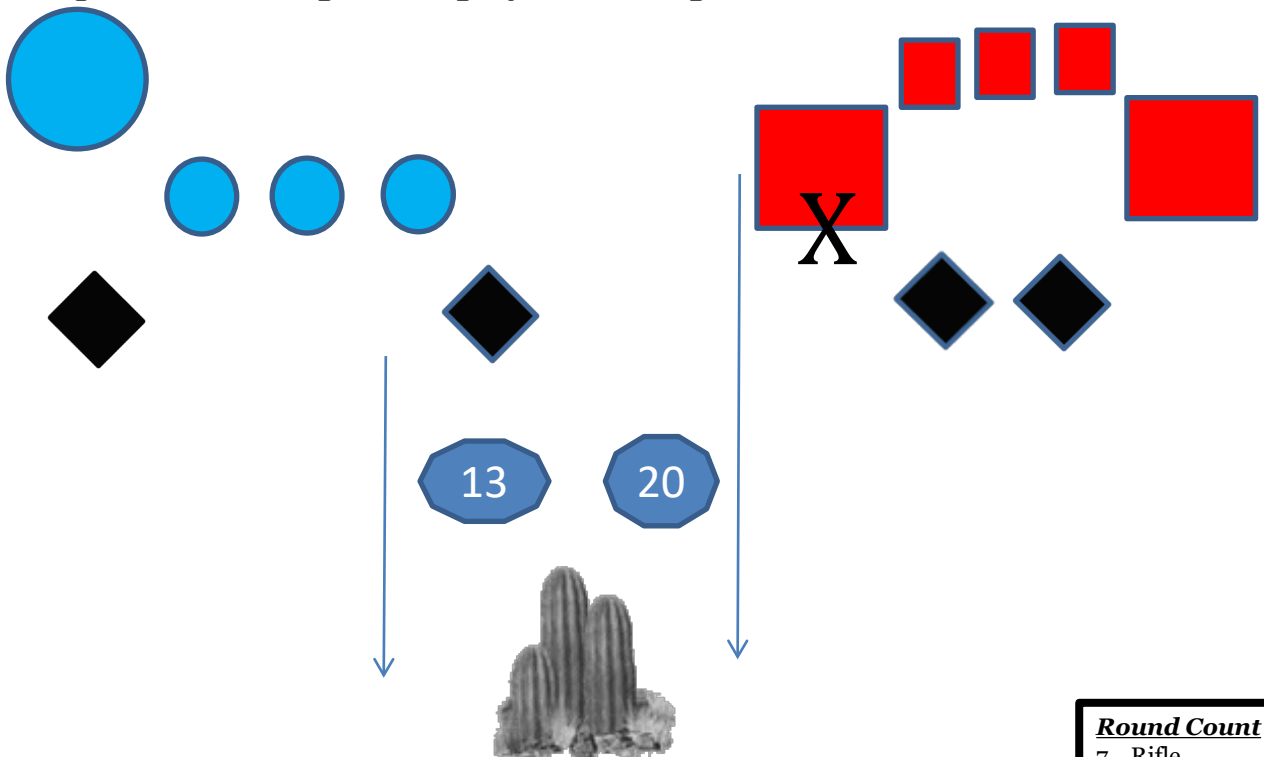
Staging: Rifle 7 rounds on cactus
Pistol 14 Two 7 round mags
Shotgun 4 rounds on cactus

Standing at cactus holding dynamite, shooter says:

“FAKE!!”

ATB: Drop dynamite. Engage rifle targets double tap large square, sweep small squares. Engage shotgun targets. Engage pistol target, double tap large circle, sweep small circles and repeat.

MAKE PISTOL SAFE COMMANDS: UNLOAD and SHOW CLEAR.
SLIDE FORWARD. HAMMER DOWN. HOLSTER.
Retrieve your long guns and proceed to the unloading table.
Magazines will be picked up by the brass pickers.



Round Count	
7	Rifle
12	Pistol
2	Shotgun