

Wild Bunch Stage # 1-1



“Hueco Tanks 30 miles east of El Paso”

Taking the Butterfield Overland Mail Trail from Fort Smith, Arkansas was not the shortest, but by far the safest way from East to West in this part of New Mexico. Jumping of the stage in Butterfield. Riding north to the Tanks for water and shade. Good place to hide out for the Wild Bunch

Staging: Rifle loaded 10 rounds on right horse

Pistol loaded 7 rounds holstered – TWO mags

Shotgun loaded with maximum rounds on the right horse

Standing at the right horse holding chain with both hands, drop chain and say;

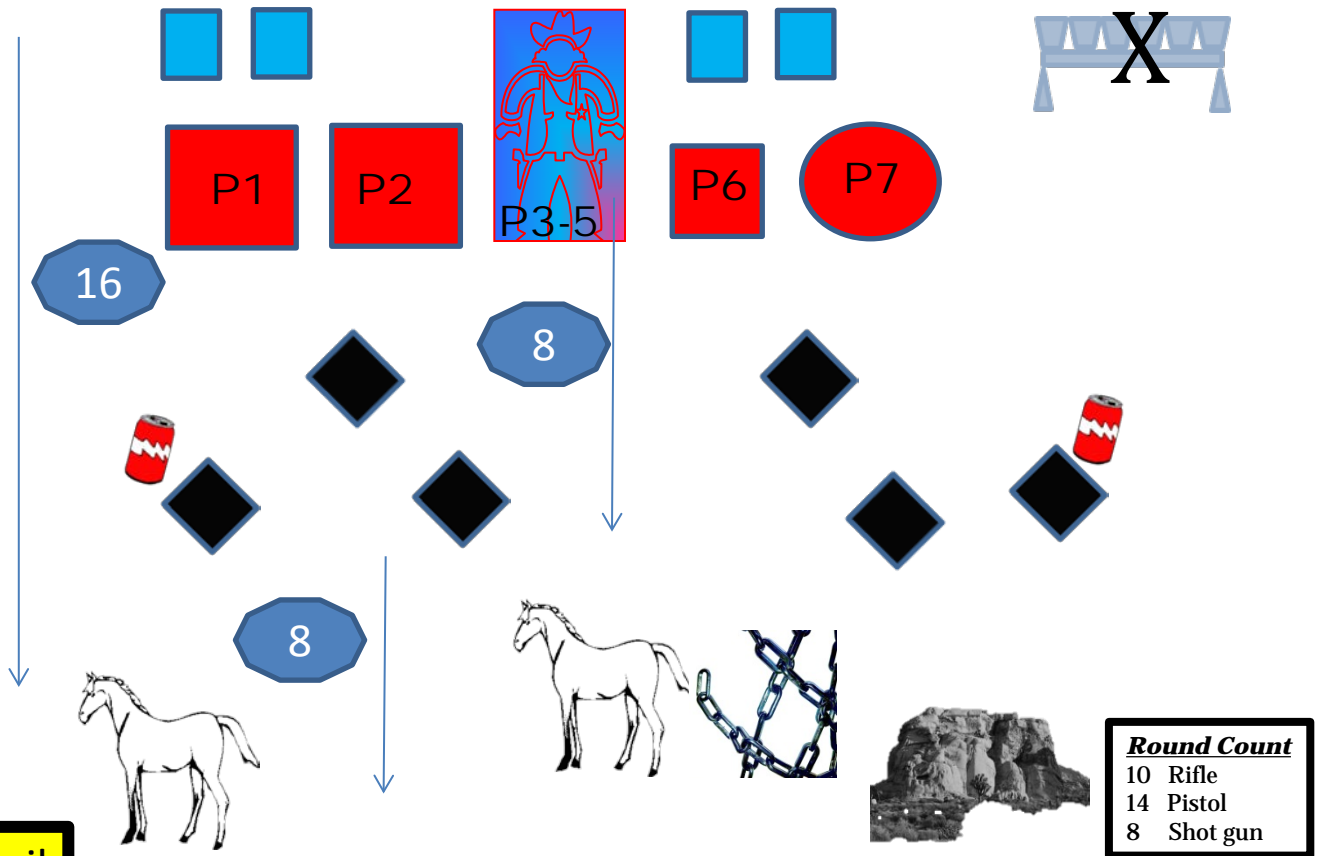
“these aint gonna hold me!!”. THEN Timer will start

ATB: Pick up the shotgun and engage the 4 shotgun targets and 2 can throwers in any order. Make shotgun safe.

Pick up the rifle, engage the 4 rifle targets in a sweep from the left and THEN 1 shot On the cowboy and repeat. Make the rifle safe.

DRAW PISTOL engage the pistol targets in an Angrod hiccup and repeat.

Make pistol safe then holster and retrieve your long guns and proceed to the unloading table. Magazines will be picked up by the brass pickers.



Wild Bunch Stage # 1-2



“Spadefoot Toads and freshwater shrimp”

These were about the only things you might see on the way to the tanks. About 2 days ride out of El Paso. Far enough for no-one to come looking as long as they didn't kill anyone local. Resting up before the ride west. Only the Mescalero Apache lived round about., named after the Mescal.

Staging: Rifle loaded 10 rounds on the left horse.

Pistol loaded 7 rounds holstered – TWO mags

Shotgun loaded with 4 rounds on the right horse

Standing at the left horse, both hands on padlock, shooter drops padlock and says;

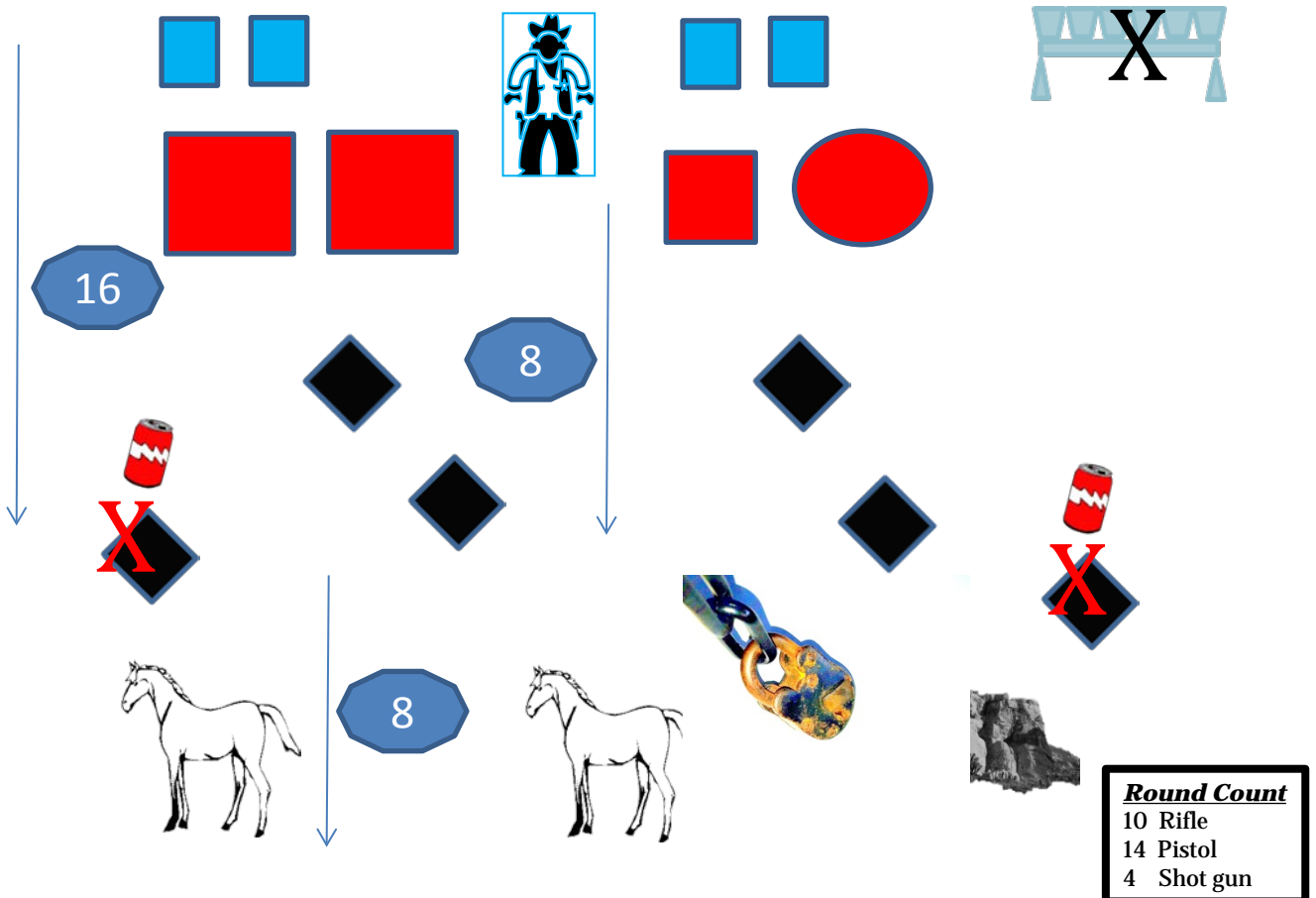
“this aint gonna help neither!”.

ATB: Pick up the rifle. Engage the rifle targets in a double tap sweep from the left. Make rifle safe,

Pick up the shotgun and engage the 4 shotgun targets in any order. Make shotgun safe.

DRAW PISTOL engage the pistol targets in a double tap Nevada sweep from the left.

Make pistol safe then holster and retrieve your long guns and proceed to the unloading table. Magazines will be picked up by the brass pickers.



Wild Bunch Stage # 2-3



“Single largest collection of mask paintings in the US”

The Hueco Tanks are still famous for these pictographs, the tanks still holding water long after the rains have gone. Although the Mescalero nation was centered north around Orogrande, they spent much time here.

Staging: Rifle loaded 9 rounds on the left horse

Pistol loaded 7 rounds holstered – FOUR mags

Shotgun loaded with 5 rounds staged on right horse

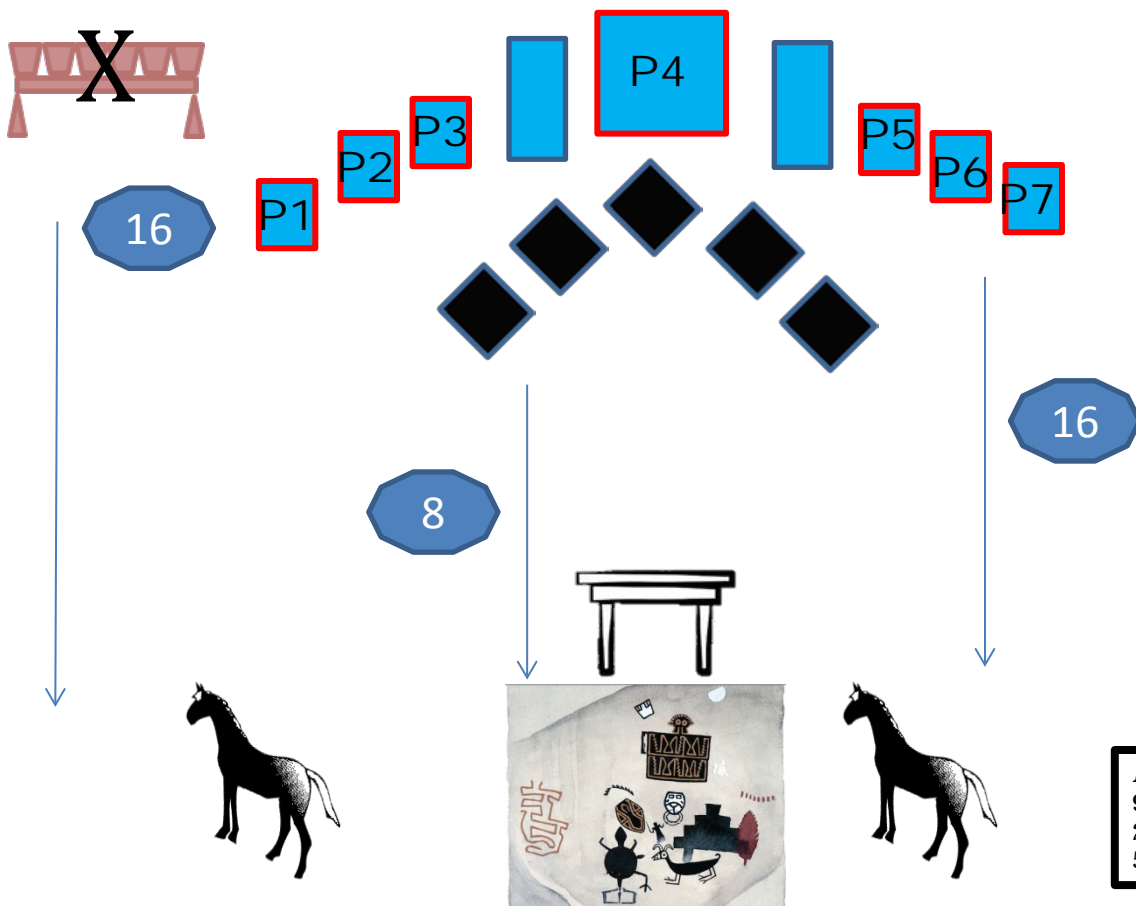
Standing at the left horse both hands on mask painting, shooter says;
“it’s not me!”.

ATB: Pick up rifle and engage with a sweep from the left. Make rifle safe.

Pick up the shotgun and engage the shotgun targets in any order. Make shotgun safe.

Draw pistol and engage the pistol targets in a Fickle Sweep. P1,P1,P2,P2,P3,P3,P4---
P7,P7,P6,P6,P5,P5,P4 and REPEAT

Make pistol safe then holster and retrieve your long guns and proceed to the unloading table. Magazines will be picked up by the brass pickers.



Wild Bunch Stage # 2-4



“Mexican 8 day siege, 1832, forces treaty with US & Kiowa”

A treaty between the US and Kiowa in 1837 ensued after Mexican soldiers forced them to a siege in the tanks. Later the Kiowa were relocated to a reservation in Oklahoma, closer to their indigenous Great Plains heritage.

Staging: Rifle loaded 7 rounds on the right horse
Pistol loaded 7 rounds holstered- THREE mags
Shotgun loaded with 4 rounds staged on right horse

Standing at the right horse both hands on treaty shooter says;

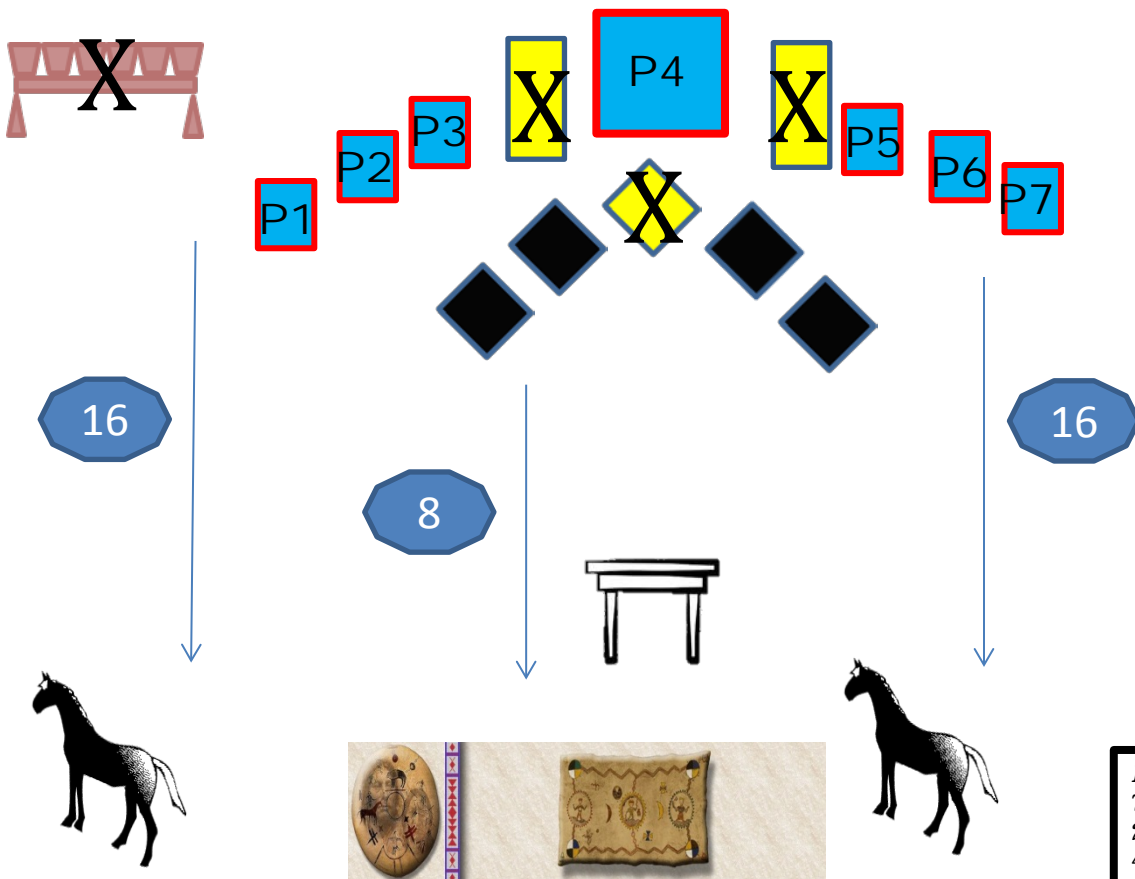
“Treaty be damned”.

ATB: Pick up the shotgun and engage the shotgun targets in any order. Make shotgun safe.

Pick up rifle. Engage the rifle targets R1,R2,R3,R7,R6,R5,R4. Make the rifle safe.

Draw pistol and engage the targets with three shots on each target in any order.

Make pistol safe then holster and retrieve your long guns and proceed to the unloading table. Magazines will be picked up by the brass pickers.



Wild Bunch Stage # 3-5



“Eight hours, 80 miles”

That was how far from Guadalupe Pass then west to the Tanks. But then to El Paso had only three hours a horseback and they could see the Pass of the North. El Paso del Norte, named by the Spanish. Used by American volunteers to invade Mexico in 1846, invading Chihuahua.

Staging: Rifle loaded 7 rounds on the horse

Pistol loaded 7 rounds holstered- TWO mags

Shotgun loaded with 4 rounds held port arms.

Standing at the horse with shotgun at port arms, the shooter says:

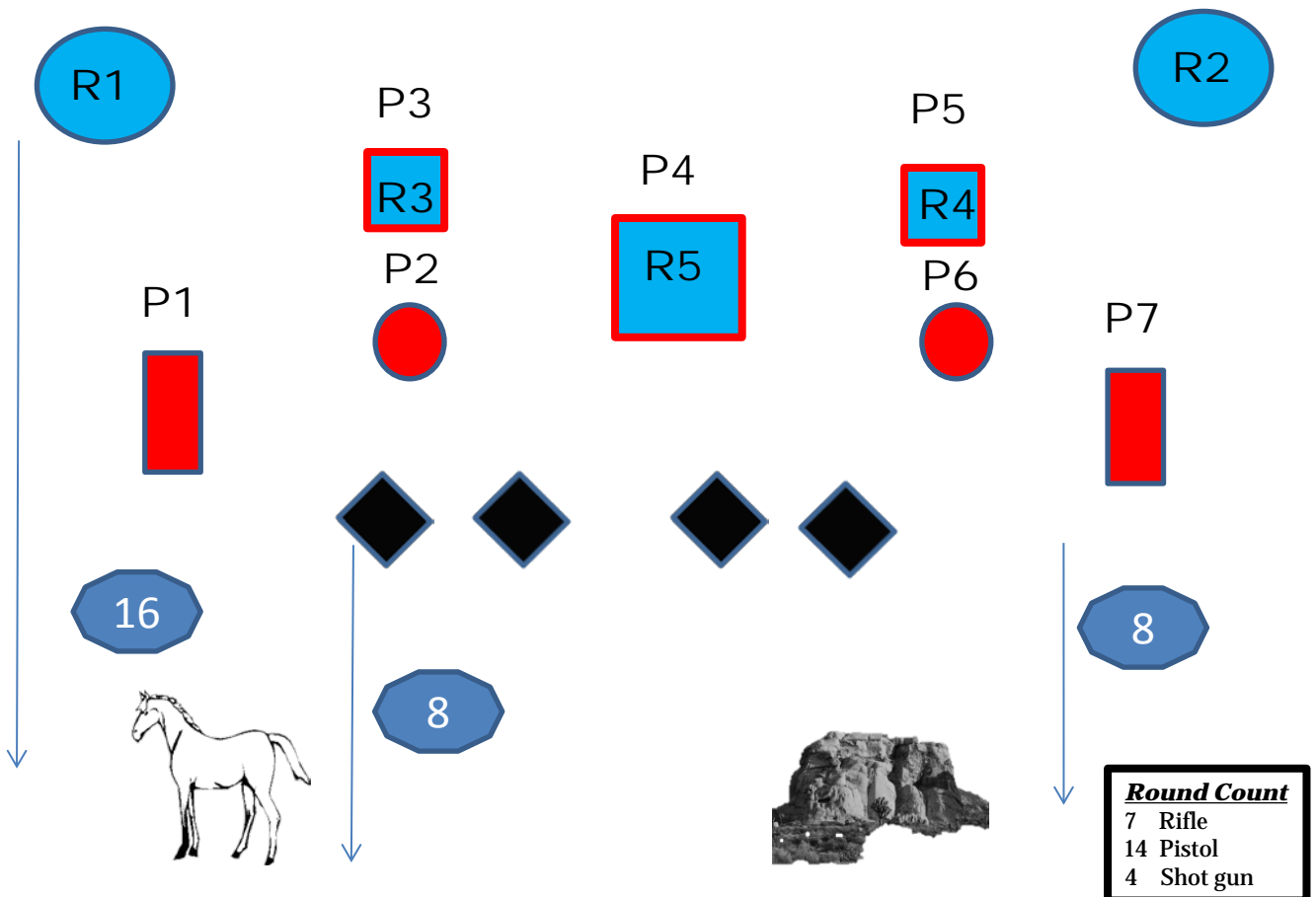
“volunteer!”.

ATB: Engage the 4 shotgun targets in any order. Make the shotgun safe.

Pick up rifle and engage R1,R1,R2,R2,R3,R3R4,R4R5. Make rifle safe.

Draw your Pistol and put two rounds in each pistol target in any order.

Make pistol safe then holster and retrieve your long guns and proceed to the unloading table. Magazines will be picked up by the brass pickers.



Wild Bunch Stage # 3-6



“Finally in El Paso “

A half hours ride out of Fort Bliss to El Paso and a wealth of trouble for the gang. 10,000 years of habitation, 10,000 residents in 1890. 700,000 now. PS, for those that read this far. Found a 1908 silent movie called The Bank Robbery . www.youtube.com/watch?v=3q87ooO6B74 see Quanah Parker.

Staging: Rifle loaded 10 rounds on the horse
Pistol loaded 5 rounds holstered – FOUR mags
Shotgun loaded with 5 rounds held at port arms.

Standing at the horse the shooter says:

“I’m done!”.

ATB: Engage the targets in any order. Making each weapon safe as completed.
5 rounds each target, except shotgun. Rifle cannot be last.
Make pistol safe then holster and retrieve your long guns and proceed to the unloading table. Magazines will be picked up by the brass pickers.

