

Wild Bunch Stage # 1-1



“In the beginning.....”

Welcome to any and all new and ‘old’ Wild Bunch Troopers. We are mostly all aware of our Rules and Regulations. Please review the revised Shooters Handbook and Range Operations and Match Director Guide. Questions and suggestions are welcome at any time, Shoot Safe and have fun.

Staging: Rifle 6 Rounds on either horse
Pistol 12 Two 6 round mags, holstered
Shotgun 6 Rounds on either horse

Standing at either horse holding reins, shooter says:

“And it begins!”

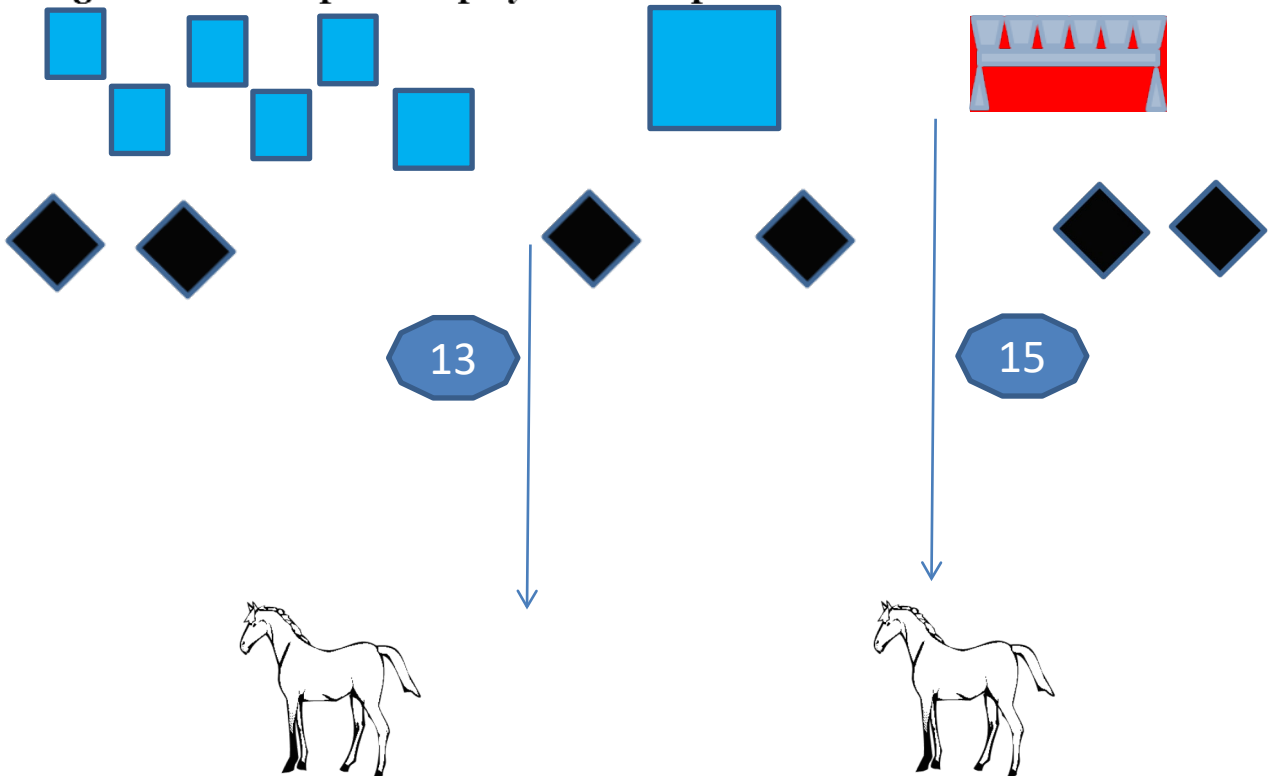
ATB: With weapon of choice engage pistol, rifle and shotgun targets in any order.

All targets engage once, LARGE SQUARE 6 times (Cajun sweep)

MAKE PISTOL SAFE COMMANDS: **UNLOAD and SHOW CLEAR.**
SLIDE FORWARD. HAMMER DOWN. HOLSTER.

Retrieve your long guns and proceed to the unloading table.

Magazines will be picked up by the brass pickers.



| <i>SASS WB Target Placement</i> | |
|--|----------------|
| Rifle | 15 to 30 yards |
| Pistol | 10 to 20 yards |
| Shotgun | 13 to 25 yards |

| <i>Round Count</i> | |
|---------------------------|---------|
| 6 | Rifle |
| 12 | Pistol |
| 6 | Shotgun |

Wild Bunch Stage # 1-2



“There were seven“

Our sport is designed around the early part of the 20th Century and as such as the season goes on, I will attempt to source stories about these times.

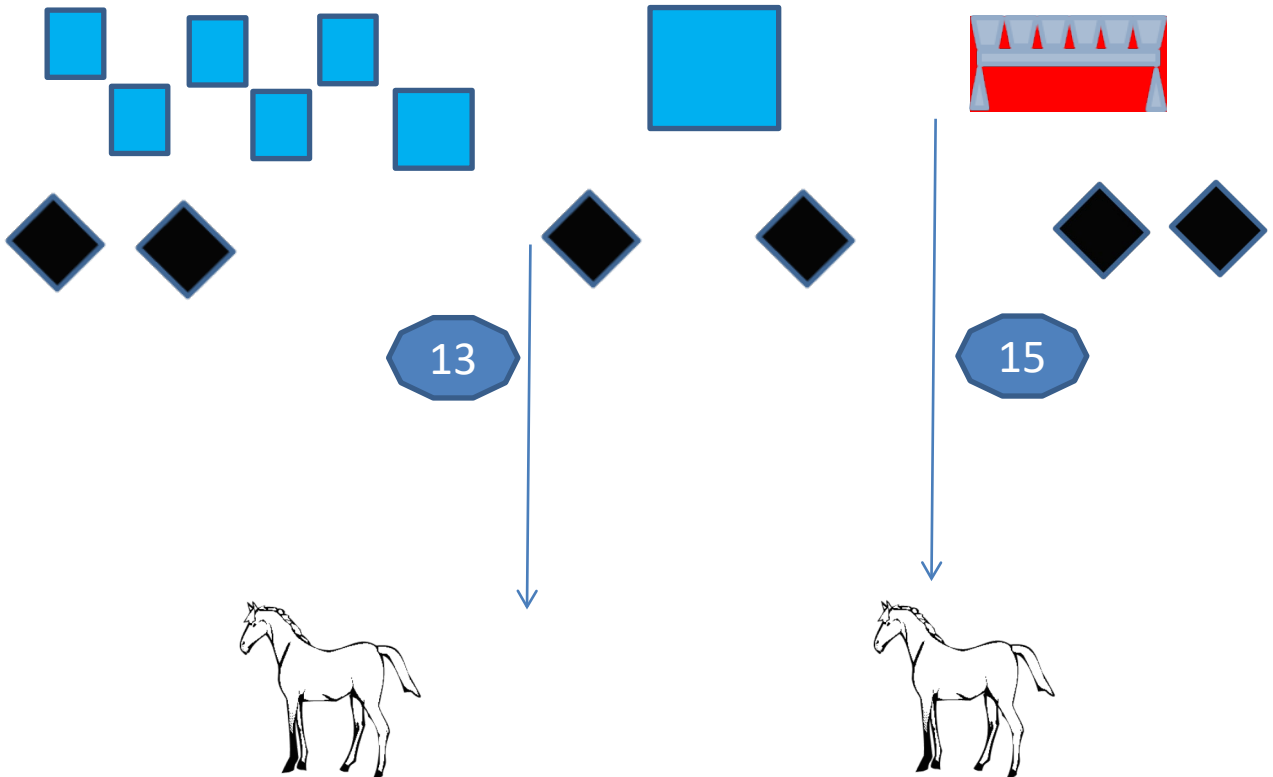
Staging: Rifle 6 Rounds right horse
Pistol 18 Three 6 round mags, holstered
Shotgun 6 Rounds right horse

Standing at the Right Horse, Rifle in hand, shooter says:

“How Many?”

ATB: Engage rifle targets in any order, engage shotgun targets in any order, moving if required. Draw pistol and double tap six targets on left, clear any remaining targets on the rack and dump the rest in the large square.

MAKE PISTOL SAFE COMMANDS: UNLOAD and SHOW CLEAR.
SLIDE FORWARD. HAMMER DOWN. HOLSTER.
Retrieve your long guns and proceed to the unloading table.
Magazines will be picked up by the brass pickers.



| Round Count | |
|--------------------|---------|
| 6 | Rifle |
| 18 | Pistol |
| 6 | Shotgun |

Wild Bunch Stage # 2-3



“The Wild Bunch”

This sport is associated with but not directly about, the Wild Bunch. The early 20th Century was riddled with men (and a few women) who were displaced by conflicts and the remoteness of the country they survived in.

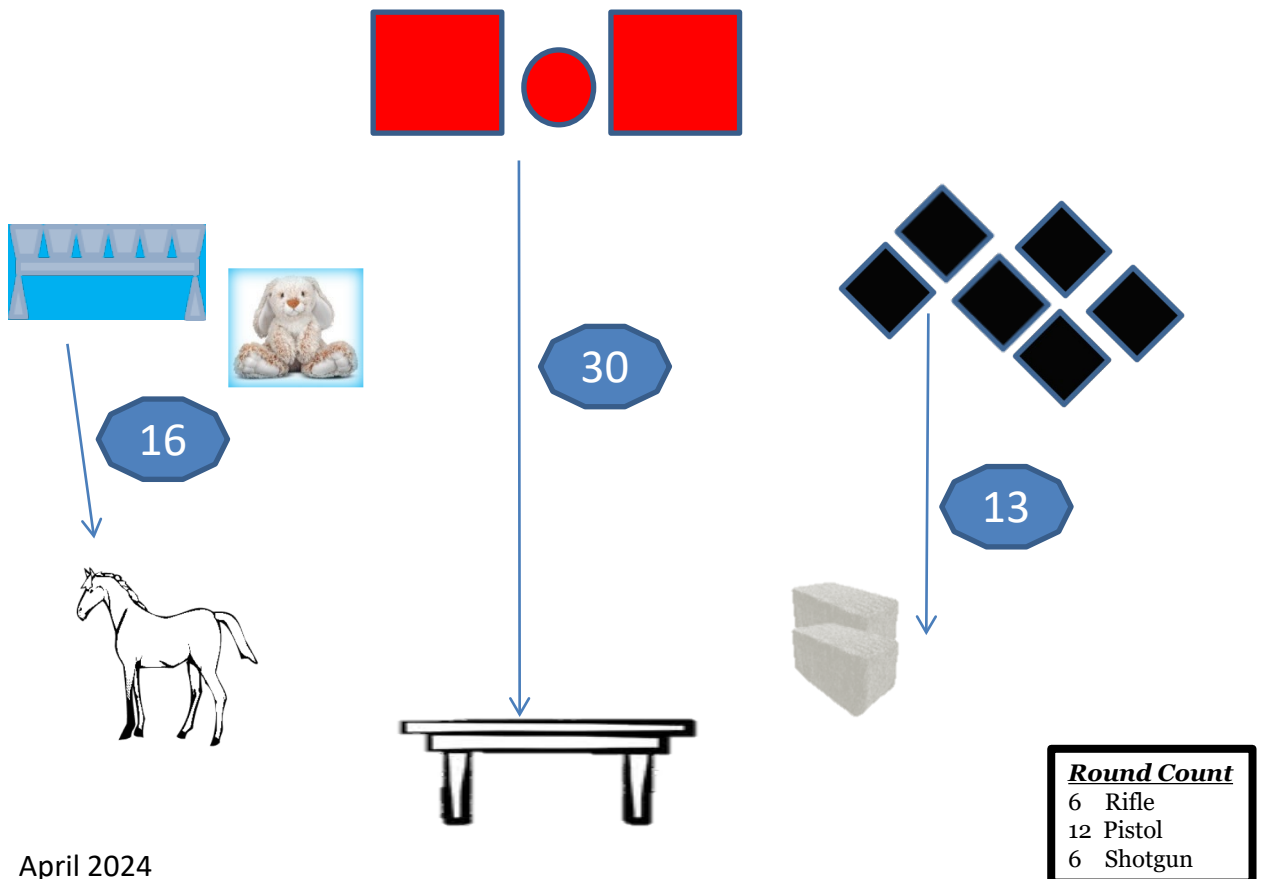
Staging: Rifle 6 Rounds on table.
Pistol 12 Two 6 round mags, holstered
Shotgun 6 Rounds in hand.

Standing at hay bale shotgun in hand, shooter says:

“what conflicts?”

ATB: Dispatch the targets and move to the table. With rifle engage circle then squares once each and repeat. Move to the horse and eliminate the knockdowns, balance on de rabbit

MAKE PISTOL SAFE COMMANDS: UNLOAD and SHOW CLEAR.
SLIDE FORWARD. HAMMER DOWN. HOLSTER.
Retrieve your long guns and proceed to the unloading table.
Magazines will be picked up by the brass pickers.



Wild Bunch Stage # 2-4



“Conflicts “

The Spanish-American War, The Boxer Rebellion, the aftermath of the American Civil War. The Assassination of President McKinley in 1901.

Staging: Rifle 6 Rounds on horse
 Pistol 18 Three 6 round mags, holstered
 Shotgun 6 Rounds on table

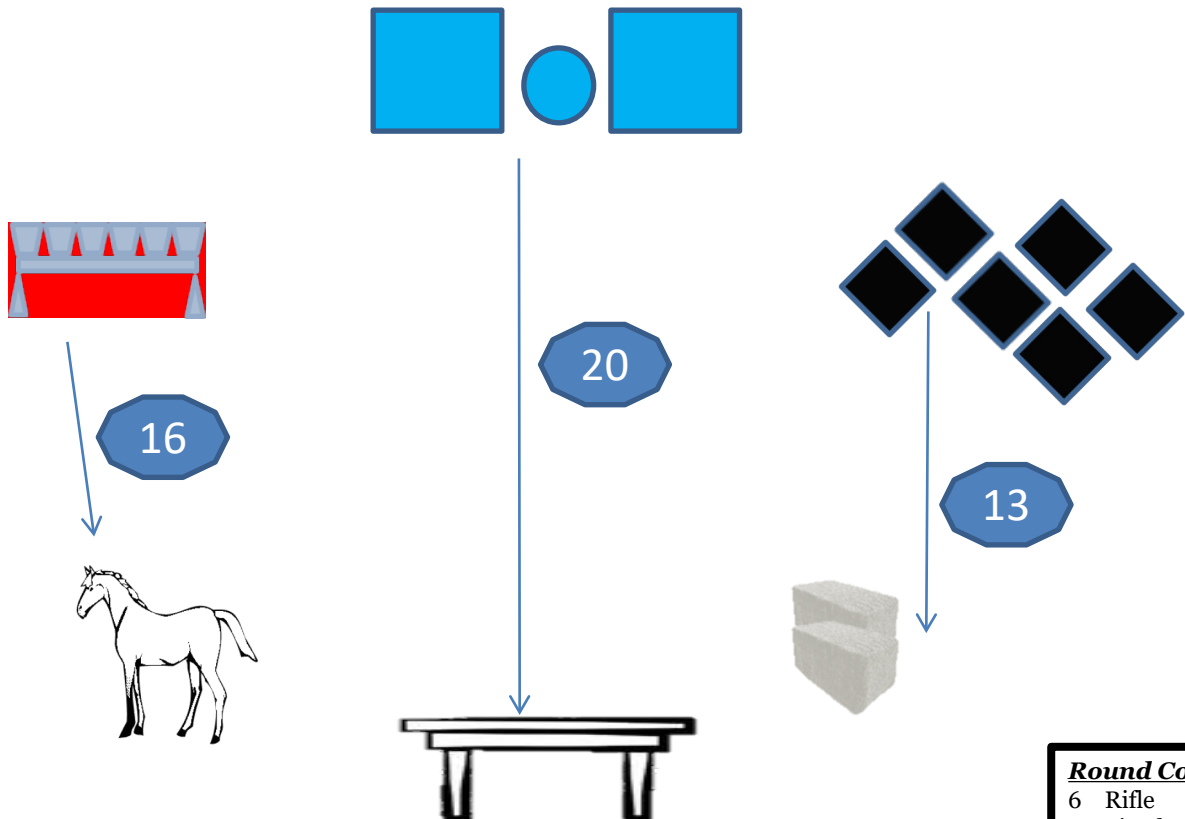
Standing at horse holding reins, shooter says:

“who killed him?”

(Czolgosz)

ATB With rifle, engage plate rack, then shotgun targets in any order. Pistol targets engage with a double tap Nevada Sweep from either side.

MAKE PISTOL SAFE COMMANDS: **UNLOAD and SHOW CLEAR.**
SLIDE FORWARD. HAMMER DOWN. HOLSTER.
Retrieve your long guns and proceed to the unloading table.
Magazines will be picked up by the brass pickers.



| Round Count | |
|--------------------|---------|
| 6 | Rifle |
| 18 | Pistol |
| 6 | Shotgun |

Wild Bunch Stage # 3-5



“1900 population exceeds 75 million“

The 1060 Rough Riders of the 1st US volunteer Cavalry formed May 1898.
Named after Buffalo Bills travelling Western Show. Disbanding in September

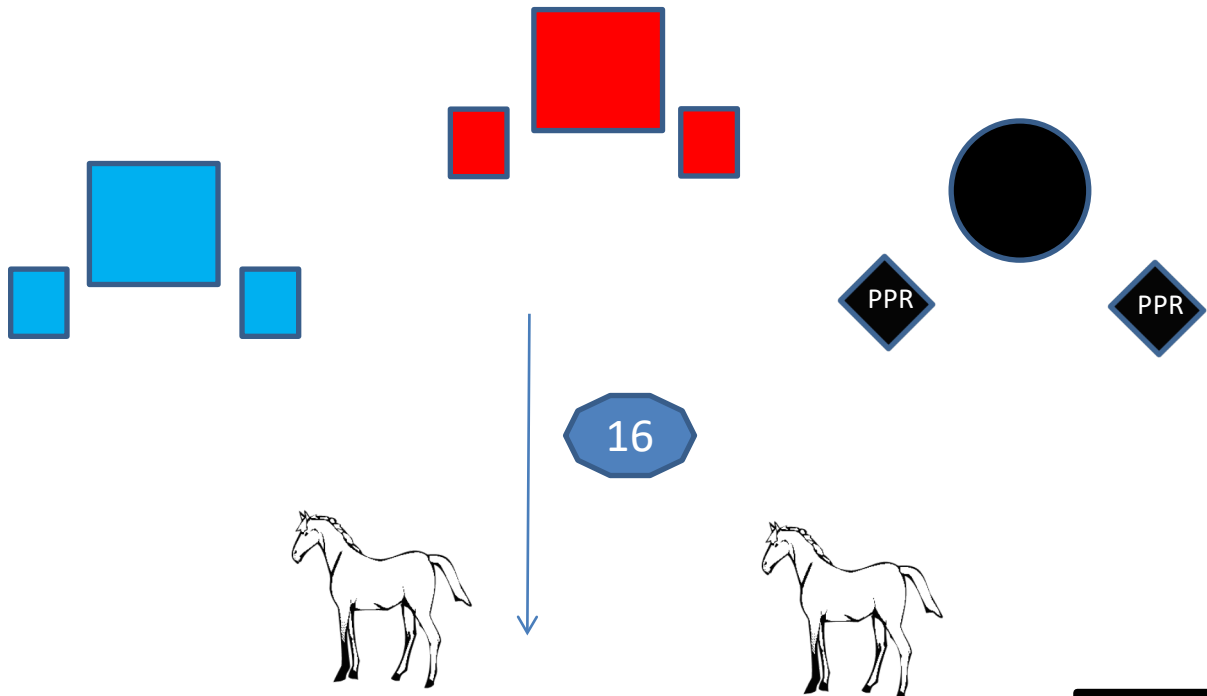
Staging: Rifle 6 Rounds right horse
 Pistol 12 Two 6 round mags, holstered
 Shotgun 6 Rounds right horse

Standing at right horse with hands at high surrender, shooter says:

“Woods Weary Walkers”

ATB: With rifle alternate big square and small squares. With shotgun alternate big circle and small poppers. Move to left horse and with pistol alternate big square and small squares.

MAKE PISTOL SAFE COMMANDS: **UNLOAD and SHOW CLEAR.**
SLIDE FORWARD. HAMMER DOWN. HOLSTER.
Retrieve your long guns and proceed to the unloading table.
Magazines will be picked up by the brass pickers.



| <u>Round Count</u> | |
|---------------------------|---------|
| 6 | Rifle |
| 12 | Pistol |
| 6 | Shotgun |

Wild Bunch Stage # 3-6



“Remnants”

Typical of the Early 1900’s the Rough Riders disbanded to a country where they no longer had jobs, injury or illness, unable to work, and much like the Wild Bunch Struggled to survive their return. Last to die at 105 in 1987 was Ralph Taylor in Pompano Beach, FL. Born in Brooklyn, NY

Staging: Rifle 6 Rounds left horse
Pistol 18 Three 6 round mags, holstered
Shotgun 6 Rounds right horse

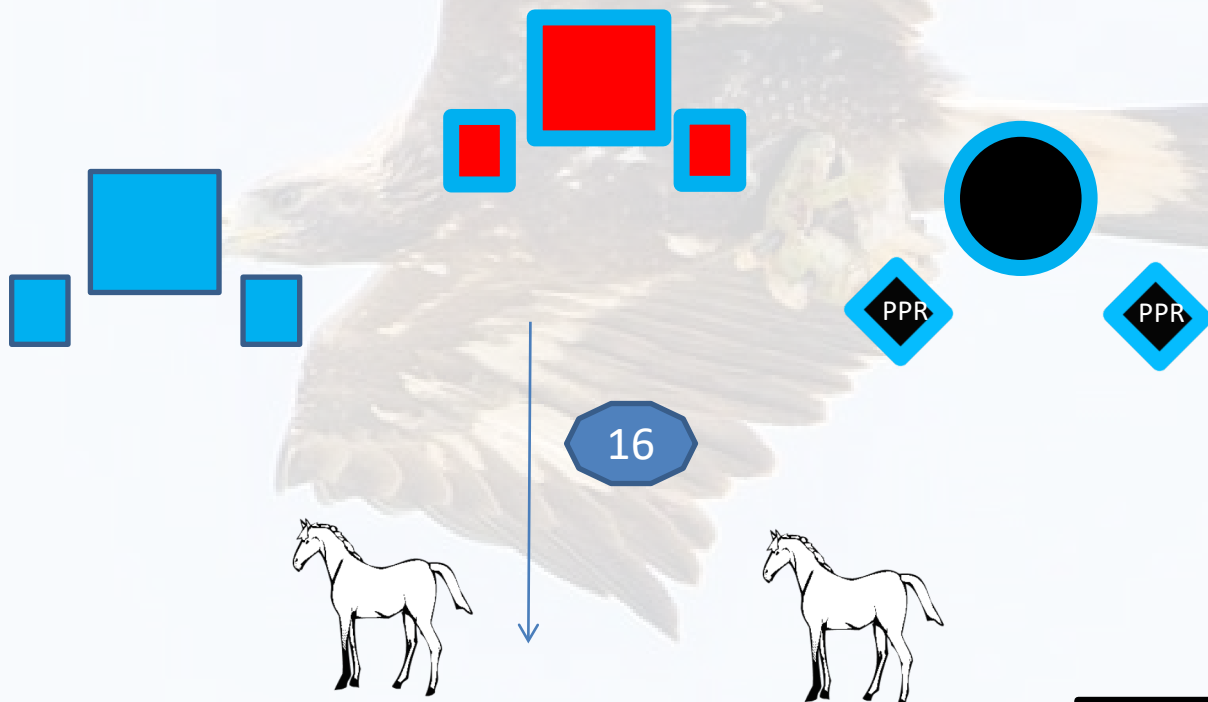
Standing at right horse, shotgun in hand, shooter says:

“Where’s Teddy?”

ATB: Double tap poppers then circle, with rifle double tap squares then big square, with pistol double tap squares then big square. Then the rifle targets, then the shotgun targets.

MAKE PISTOL SAFE COMMANDS: UNLOAD and SHOW CLEAR. SLIDE FORWARD. HAMMER DOWN. HOLSTER.

Retrieve your long guns and proceed to the unloading table. Magazines will be picked up by the brass pickers.



| Round Count | |
|--------------------|---------|
| 6 | Rifle |
| 18 | Pistol |
| 6 | Shotgun |